



US00D677677S

(12) **United States Design Patent**  
**Edwards**

(10) **Patent No.:** **US D677,677 S**  
(45) **Date of Patent:** **\*\* Mar. 12, 2013**

(54) **DISPLAY SCREEN WITH ANIMATED GRAPHICAL USER INTERFACE**

(75) Inventor: **Christopher D. Edwards**, Seattle, WA (US)

(73) Assignee: **Microsoft Corporation**, Redmond, WA (US)

(\*\*) Term: **14 Years**

(21) Appl. No.: **29/412,241**

(22) Filed: **Feb. 1, 2012**

(51) **LOC (9) Cl.** ..... **14-04**

(52) **U.S. Cl.** ..... **D14/485**

(58) **Field of Classification Search** ..... D14/485-495;  
715/202, 212, 246, 715, 716, 718, 719, 723,  
715/726, 730, 731, 732, 764, 768, 779, 780,  
715/782, 792, 793, 808, 809, 810, 811, 812,  
715/813, 821, 822, 823, 825, 828, 830, 833,  
715/835, 838, 840, 841, 845, 848, 859, 860,  
715/861, 864, 963, 974, 977

See application file for complete search history.

(56) **References Cited**

U.S. PATENT DOCUMENTS

- D450,059 S \* 11/2001 Itou ..... D14/489
- D495,339 S \* 8/2004 Gildred ..... D14/486
- D557,276 S \* 12/2007 Mar et al. .... D14/487
- D565,627 S \* 4/2008 Kase ..... D16/219

- D607,001 S \* 12/2009 Ording ..... D14/486
- D613,299 S \* 4/2010 Owen et al. .... D14/486
- D614,196 S \* 4/2010 Guntaur et al. .... D14/486
- D638,025 S \* 5/2011 Saft et al. .... D14/486
- D643,044 S \* 8/2011 Ording ..... D14/486
- D660,865 S \* 5/2012 Brandel ..... D14/486
- D664,977 S \* 8/2012 Everingham ..... D14/487
- D665,397 S \* 8/2012 Naranjo et al. .... D14/486
- D670,726 S \* 11/2012 Bitran et al. .... D14/487

\* cited by examiner

*Primary Examiner* — Angela J Lee

(74) *Attorney, Agent, or Firm* — Banner & Witcoff, Ltd.

(57) **CLAIM**

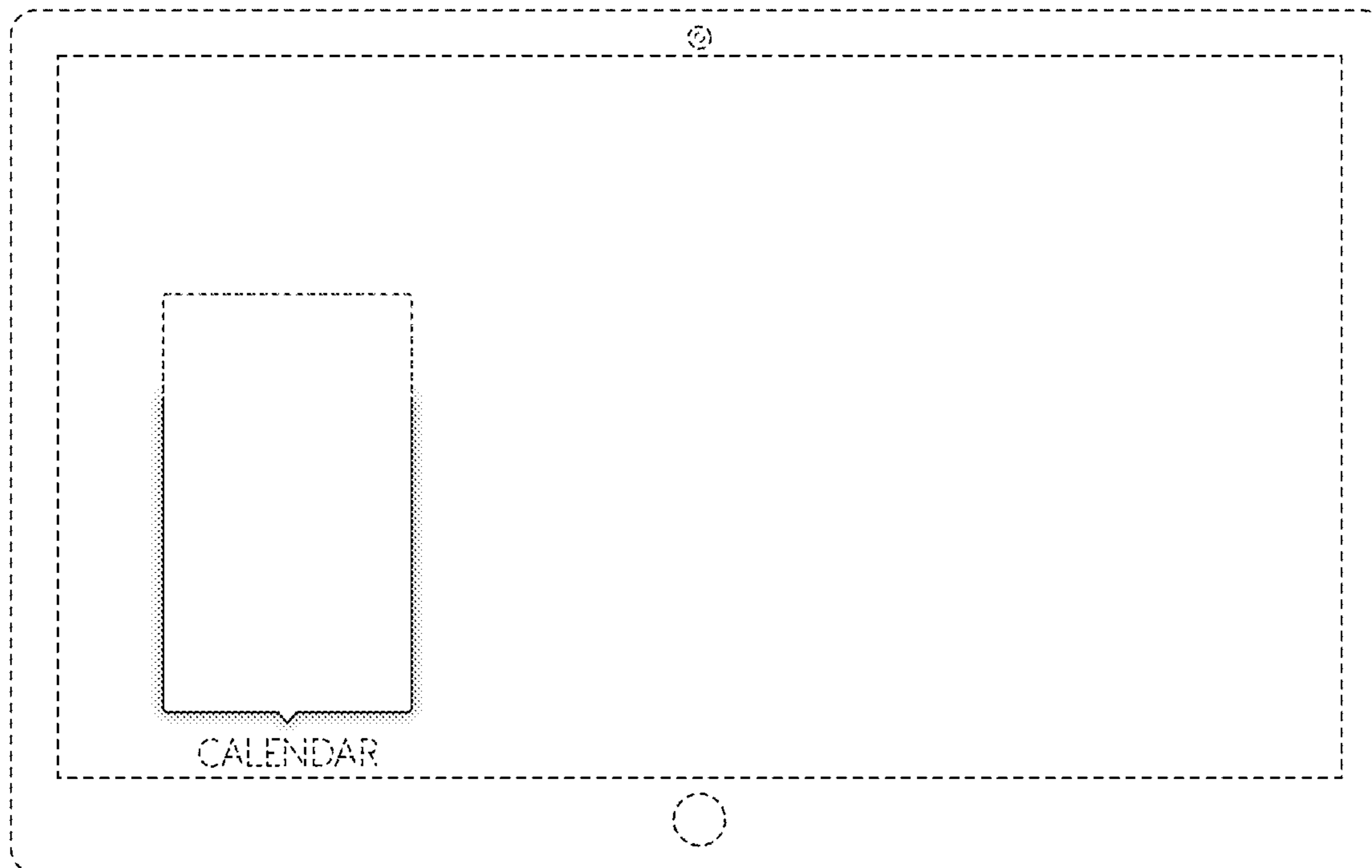
The ornamental design for a display screen with animated graphical user interface, as shown and described.

**DESCRIPTION**

FIG. 1 is the first image in a sequence for a display screen with animated graphical user interface showing the new design; FIG. 2 is the second image thereof; and, FIG. 3 is the third image thereof.

The appearance of the animated user interface sequentially transitions between the images shown in FIGS. 1-3. The process or period in which one image transitions to another forms no part of the claimed design. The broken line showing of the text, the remainder of the user interface, and the remainder of the display screen is for environmental purposes only and forms no part of the claimed design.

**1 Claim, 3 Drawing Sheets**



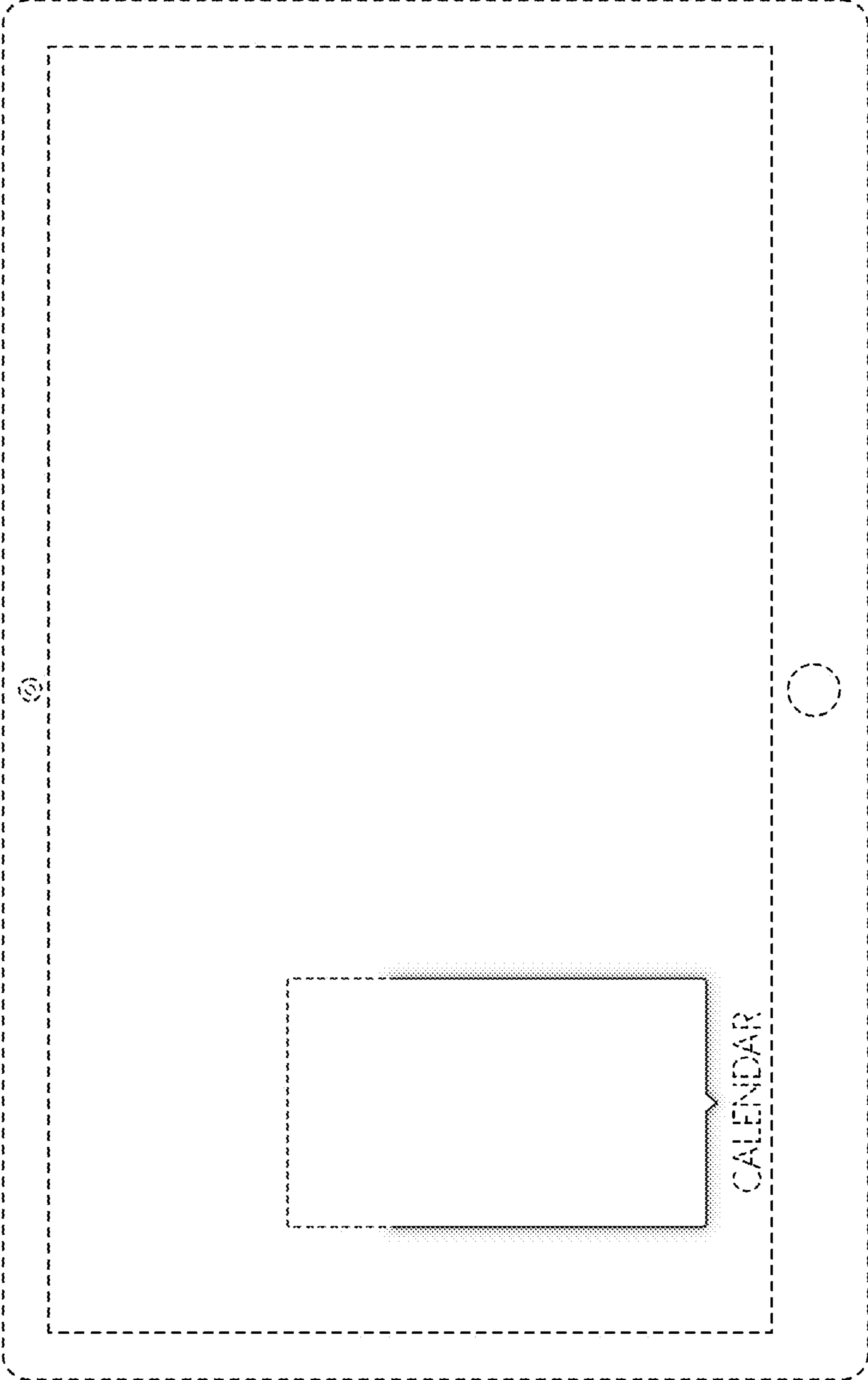


FIG. 1

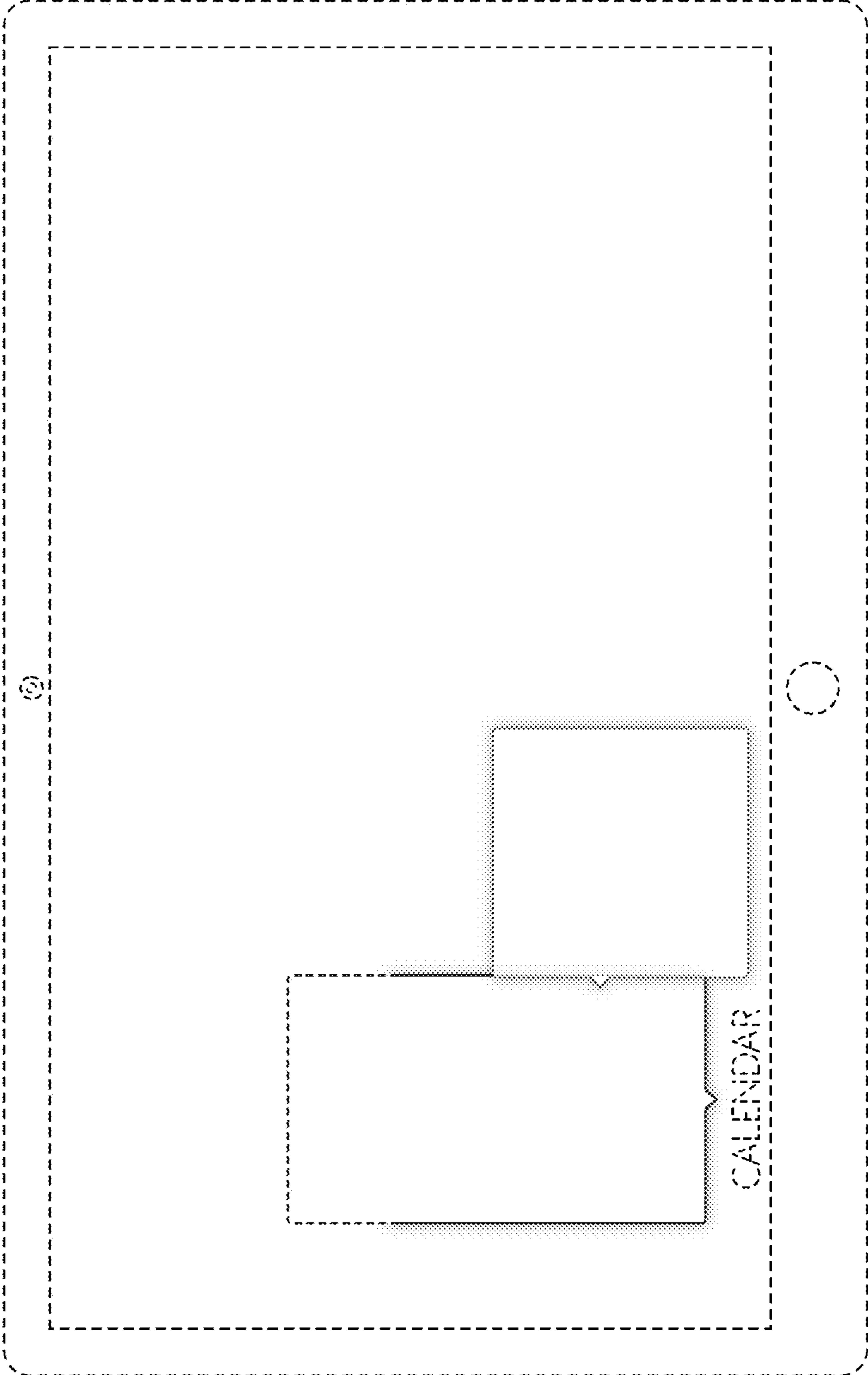


FIG. 2

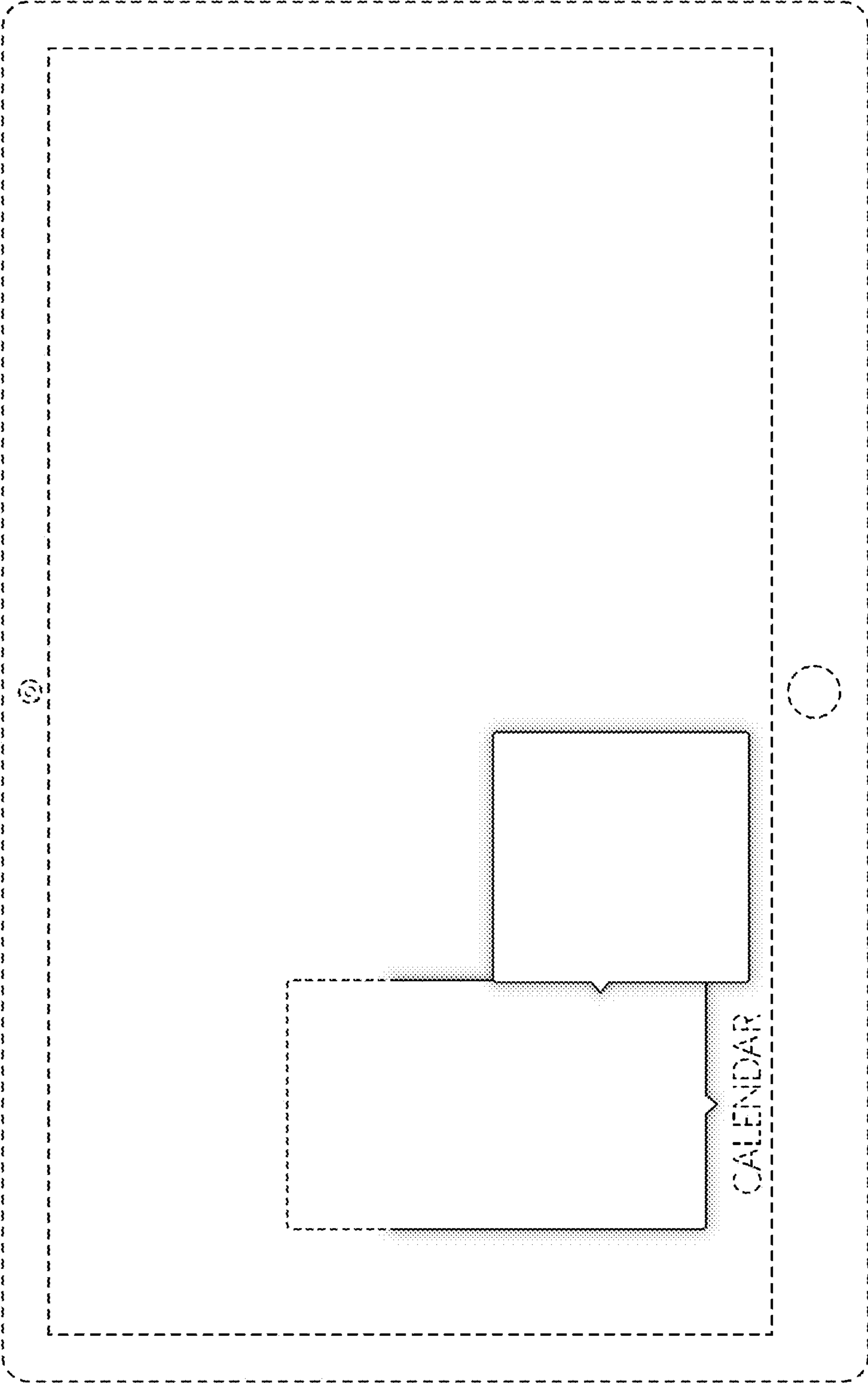


FIG. 3