



US00D677626S

(12) **United States Design Patent**
Dobler

(10) **Patent No.:** **US D677,626 S**
(45) **Date of Patent:** **** Mar. 12, 2013**

(54) **CONNECTOR**

(75) Inventor: **Oliver Dobler**, Tschagguns (AT)

(73) Assignee: **Neutrik AG** (LI)

(**) Term: **14 Years**

(21) Appl. No.: **29/385,268**

(22) Filed: **Feb. 11, 2011**

(30) **Foreign Application Priority Data**

Aug. 16, 2010 (EP) 001229827-0001
Aug. 16, 2010 (EP) 001229827-0002
Aug. 16, 2010 (EP) 001229827-0007
Aug. 16, 2010 (EP) 001229827-0008

(51) **LOC (9) Cl.** **13-03**

(52) **U.S. Cl.** **D13/133**

(58) **Field of Classification Search** D13/133,
D13/146, 147, 154, 184, 199; 439/180, 246,
439/252, 259, 278, 296, 350, 352, 353, 354,
439/357, 358, 374, 378, 379, 380, 381, 527,
439/529, 530, 533, 598, 680, 892, 894
See application file for complete search history.

(56) **References Cited**

U.S. PATENT DOCUMENTS

D399,188 S * 10/1998 Lin D13/146
D399,189 S * 10/1998 Lin D13/146
D413,100 S * 8/1999 Nakazawa D13/146
D415,469 S * 10/1999 Lee D13/146
D437,294 S * 2/2001 Amin D13/156
D501,826 S * 2/2005 Bachmann D13/149

D512,023 S * 11/2005 Bachmann D13/149
D512,378 S * 12/2005 Dobler D13/146
D512,965 S * 12/2005 Dobler D13/146
D524,738 S * 7/2006 Dobler D13/133
D587,202 S * 2/2009 Dobler D13/133

OTHER PUBLICATIONS

Neutrik Product Guide 2008: pp. 9, 10, 11, 12, 13, 58, 97, 99, back cover.

Photo of Connector and Plug: Date unknown.

* cited by examiner

Primary Examiner — Daniel Bui

(74) *Attorney, Agent, or Firm* — Harris Beach PLLC; Neal L. Slifkin

(57) **CLAIM**

The ornamental design for a connector, as shown and described.

DESCRIPTION

FIG. 1 is a rear elevation view of a connector showing my design;
FIG. 2 is a left side elevation view thereof;
FIG. 3 is front elevation view thereof;
FIG. 4 is a top plan view thereof;
FIG. 5 is a right side elevation view thereof;
FIG. 6 is a bottom plan view thereof; and,
FIG. 7 is a perspective view thereof.

The broken line portion of the figure drawings is included to show unclaimed subject matter only and forms no part of the claimed design.

1 Claim, 2 Drawing Sheets

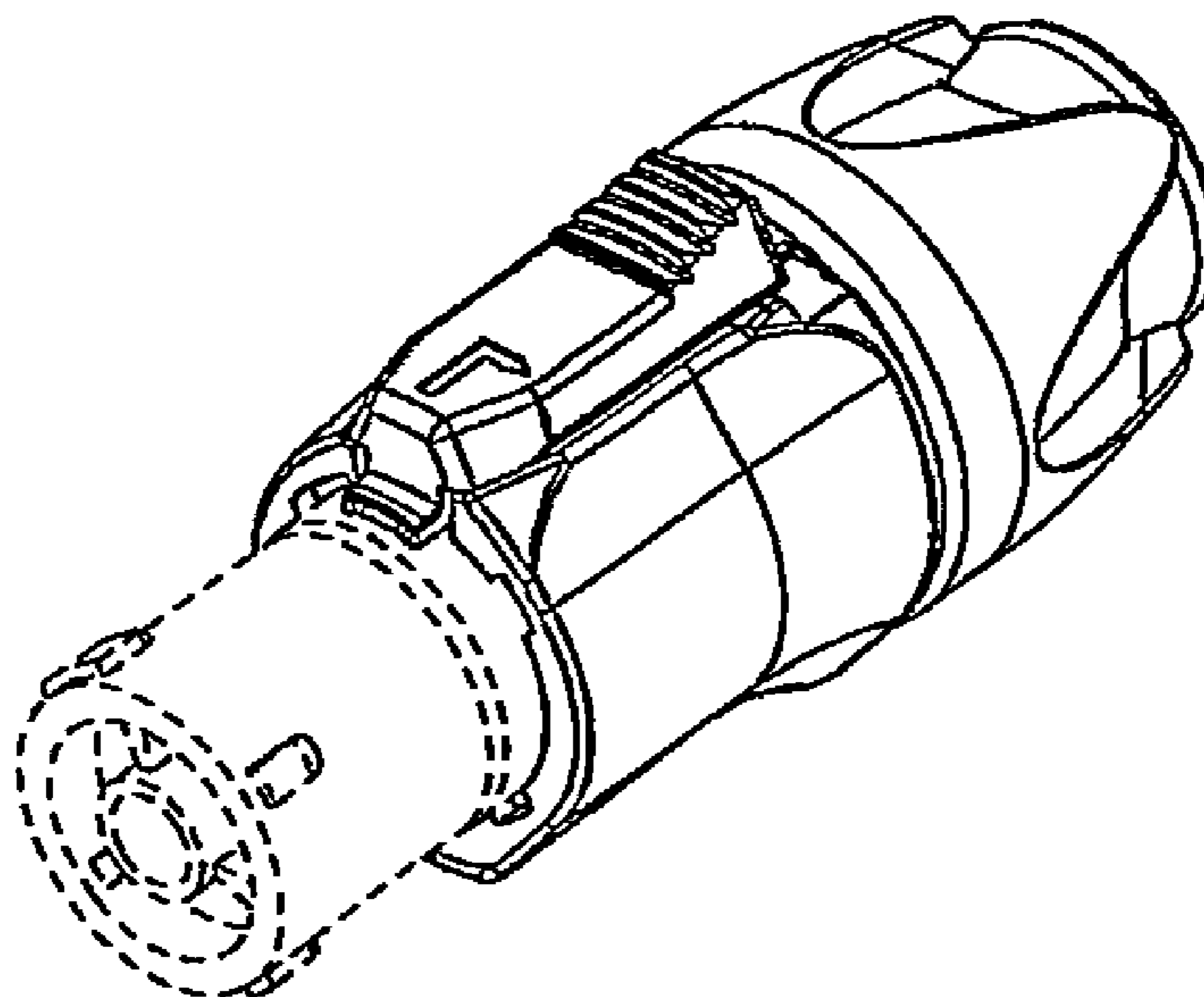




FIG. 1

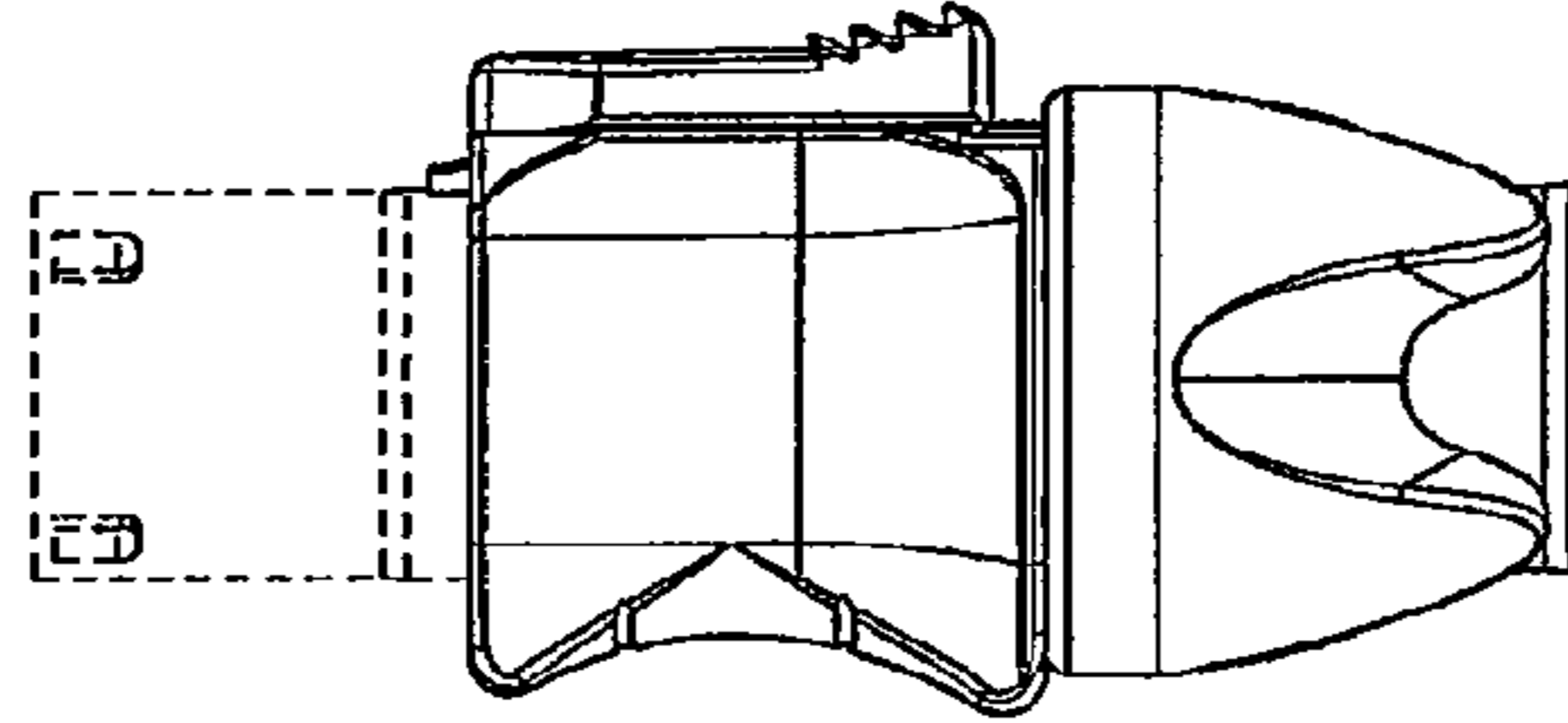


FIG. 2

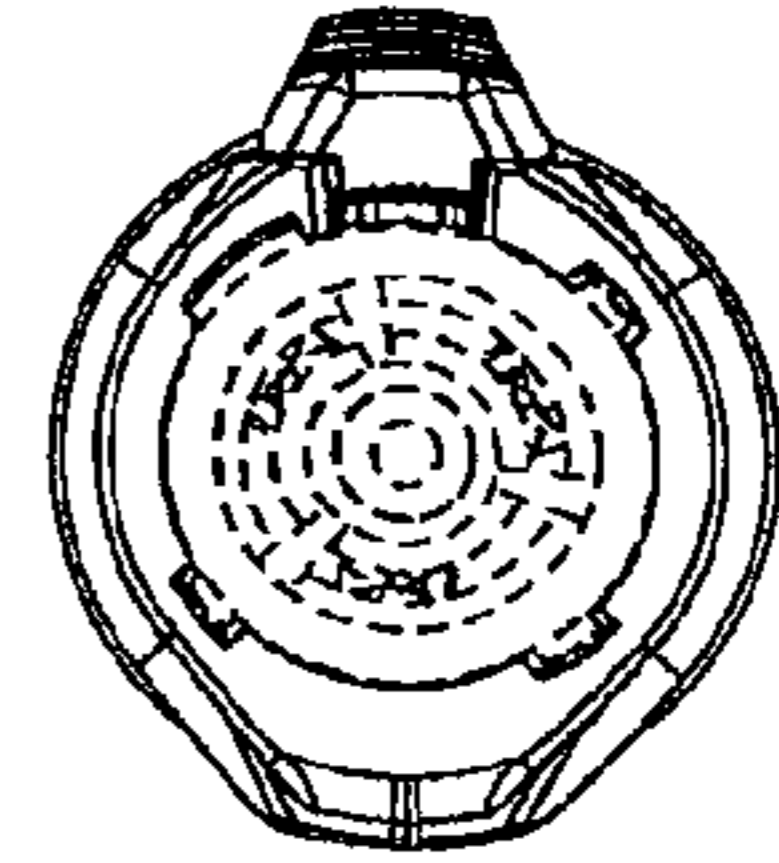


FIG. 3

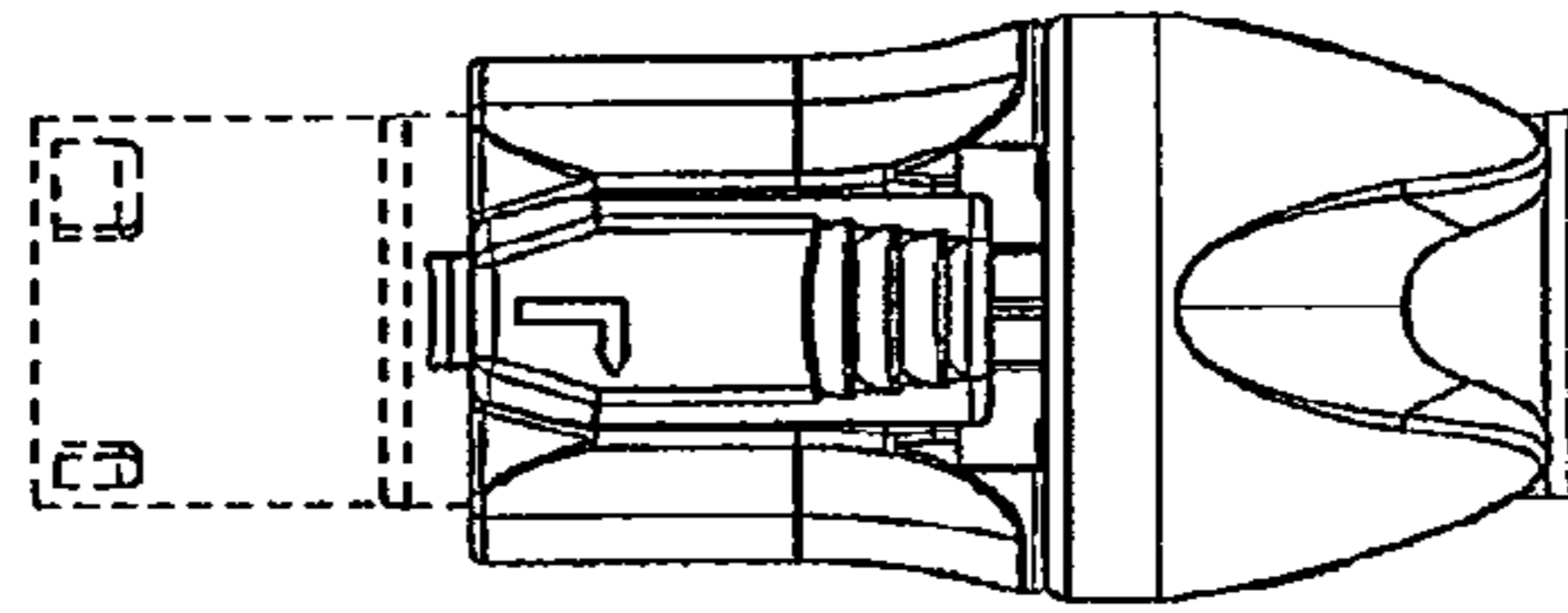


FIG. 4

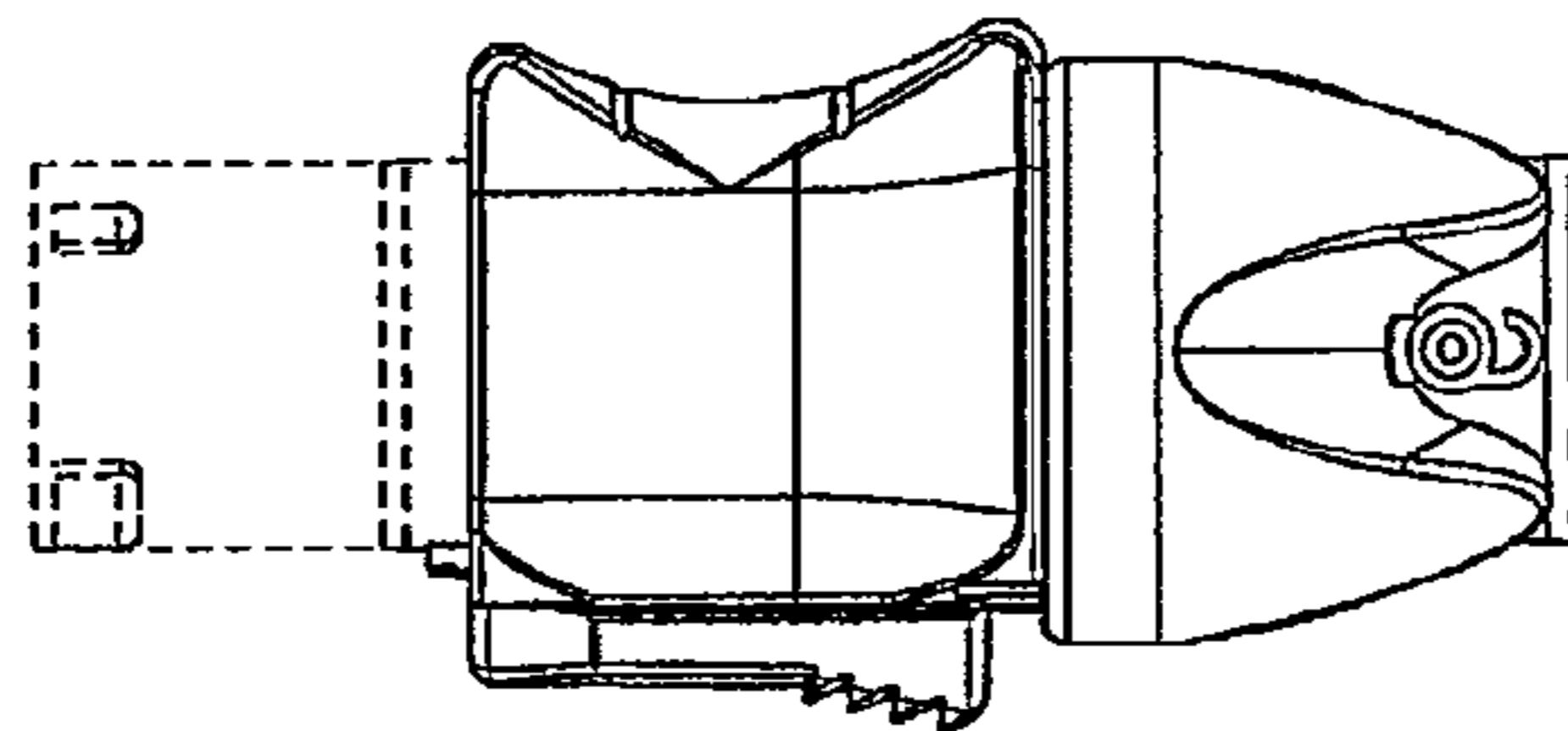


FIG. 5

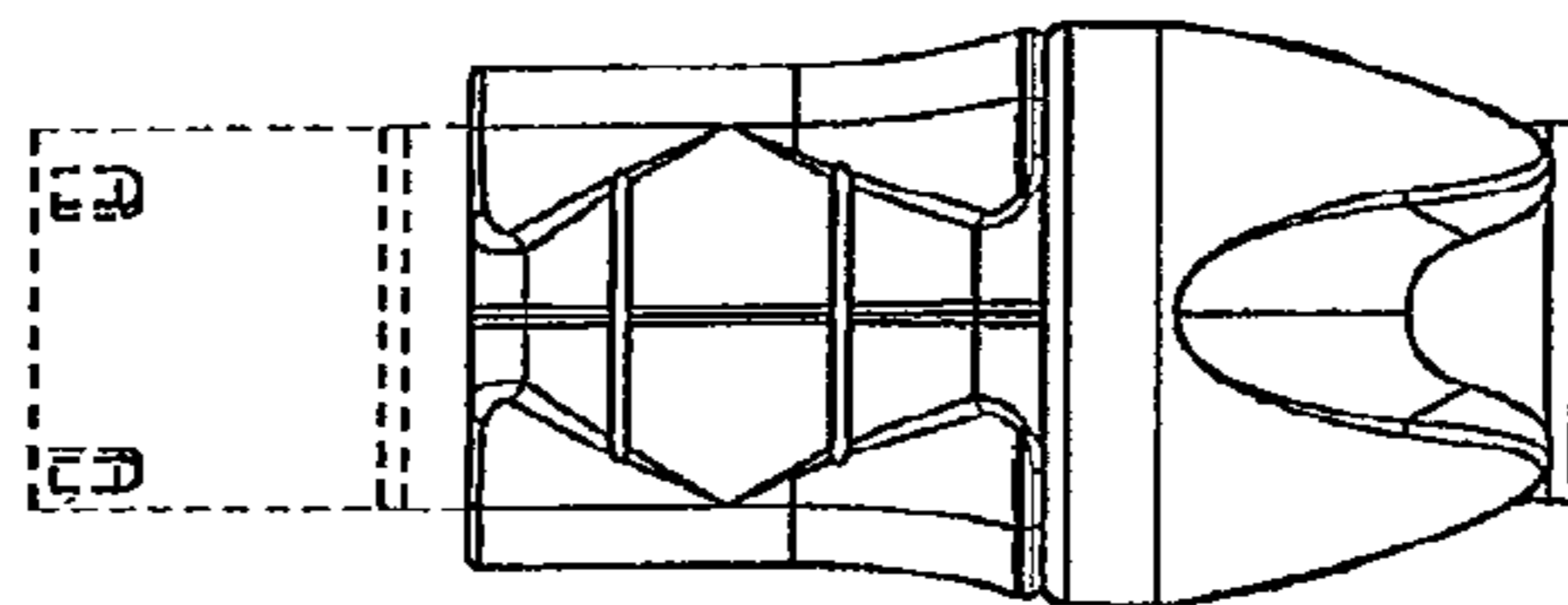


FIG. 6

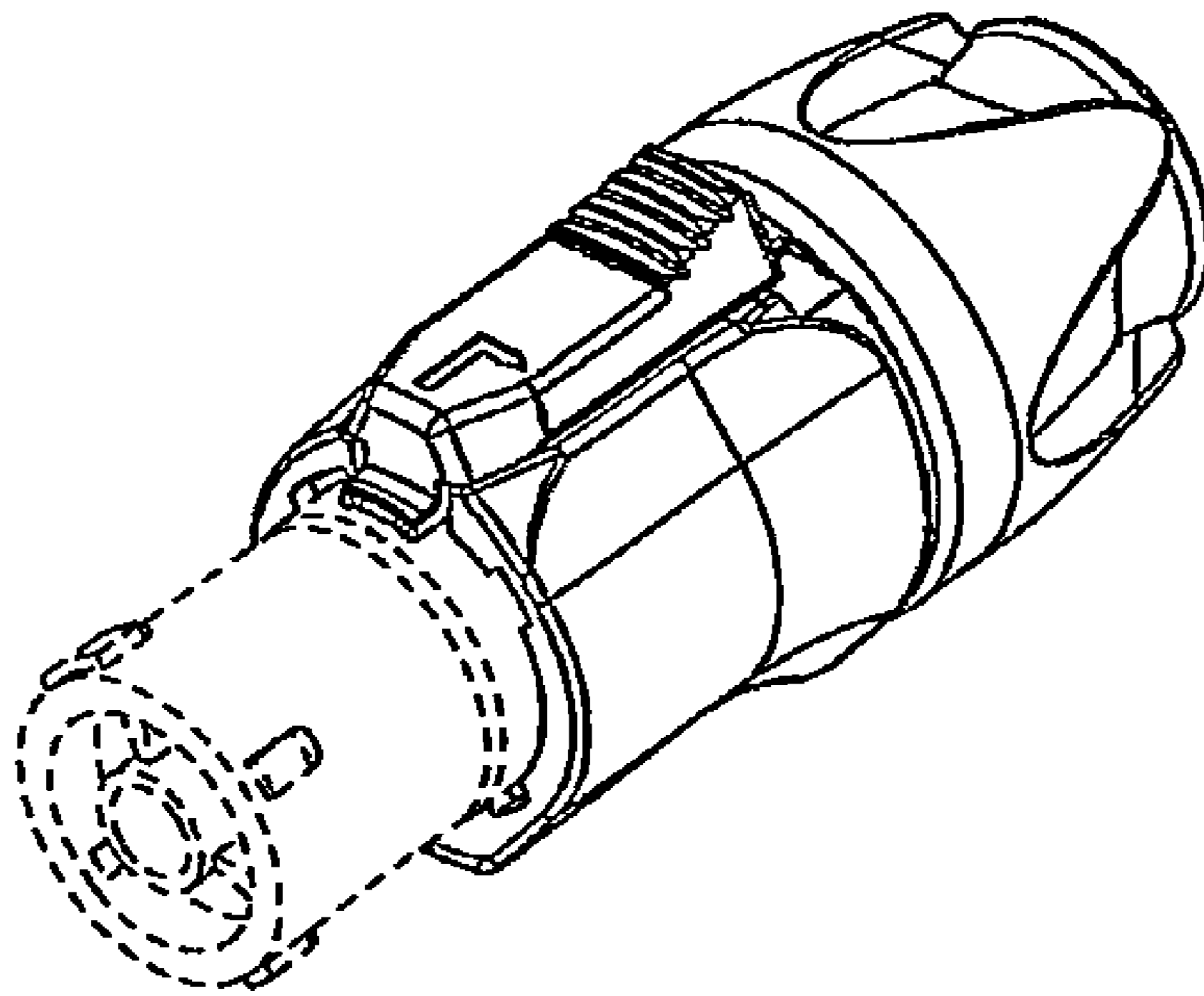


FIG. 7