



US00D677614S

(12) **United States Design Patent**
Wheatle

(10) **Patent No.:** **US D677,614 S**
(45) **Date of Patent:** **** Mar. 12, 2013**

(54) **TOY HOLDER FOR AN AUTOMOBILE DOOR**

(76) Inventor: **Delano Wheatle**, Kingston (JM)

(**) Term: **14 Years**

(21) Appl. No.: **29/422,337**

(22) Filed: **May 18, 2012**

(51) **LOC (9) Cl.** **12-16**

(52) **U.S. Cl.** **D12/415**

(58) **Field of Classification Search** D12/415,
D12/416, 417, 418, 419, 420; 296/36; 22/539;
224/404; 248/274.1, 284.1; D8/354; D9/423;
D14/451-452

See application file for complete search history.

(56) **References Cited**

U.S. PATENT DOCUMENTS

1,756,694	A *	4/1930	Loehr	296/153
2,504,234	A *	4/1950	Strickland	296/153
2,536,895	A *	1/1951	West	296/153
2,617,679	A *	11/1952	Maguire	296/153
2,670,235	A *	2/1954	Susil	296/153
2,738,220	A *	3/1956	Simmons	296/153
2,803,493	A *	8/1957	Haefliger	296/153
3,603,637	A *	9/1971	DePinto	296/153
4,592,584	A *	6/1986	White, Jr.	296/153
4,810,026	A *	3/1989	Doane	296/153

4,890,878	A *	1/1990	Harary et al.	296/153
6,840,566	B2 *	1/2005	Bruton	296/153
D618,145	S *	6/2010	Tupinier	D12/179

* cited by examiner

Primary Examiner — Katrina A Betton

(57) **CLAIM**

I claim the ornamental design for a toy holder for an automobile door, as shown and described.

DESCRIPTION

FIG. 1 is a front side view of the toy holder of the claimed design;

FIG. 2 is a back side view of the toy holder of FIG. 1;

FIG. 3 is a top side view of the toy holder of FIG. 1;

FIG. 4 is a bottom side view of the toy holder of FIG. 1;

FIG. 5 is a perspective side view of the toy holder of FIG. 1;

FIG. 6 is another perspective side view of the toy holder of FIG. 1;

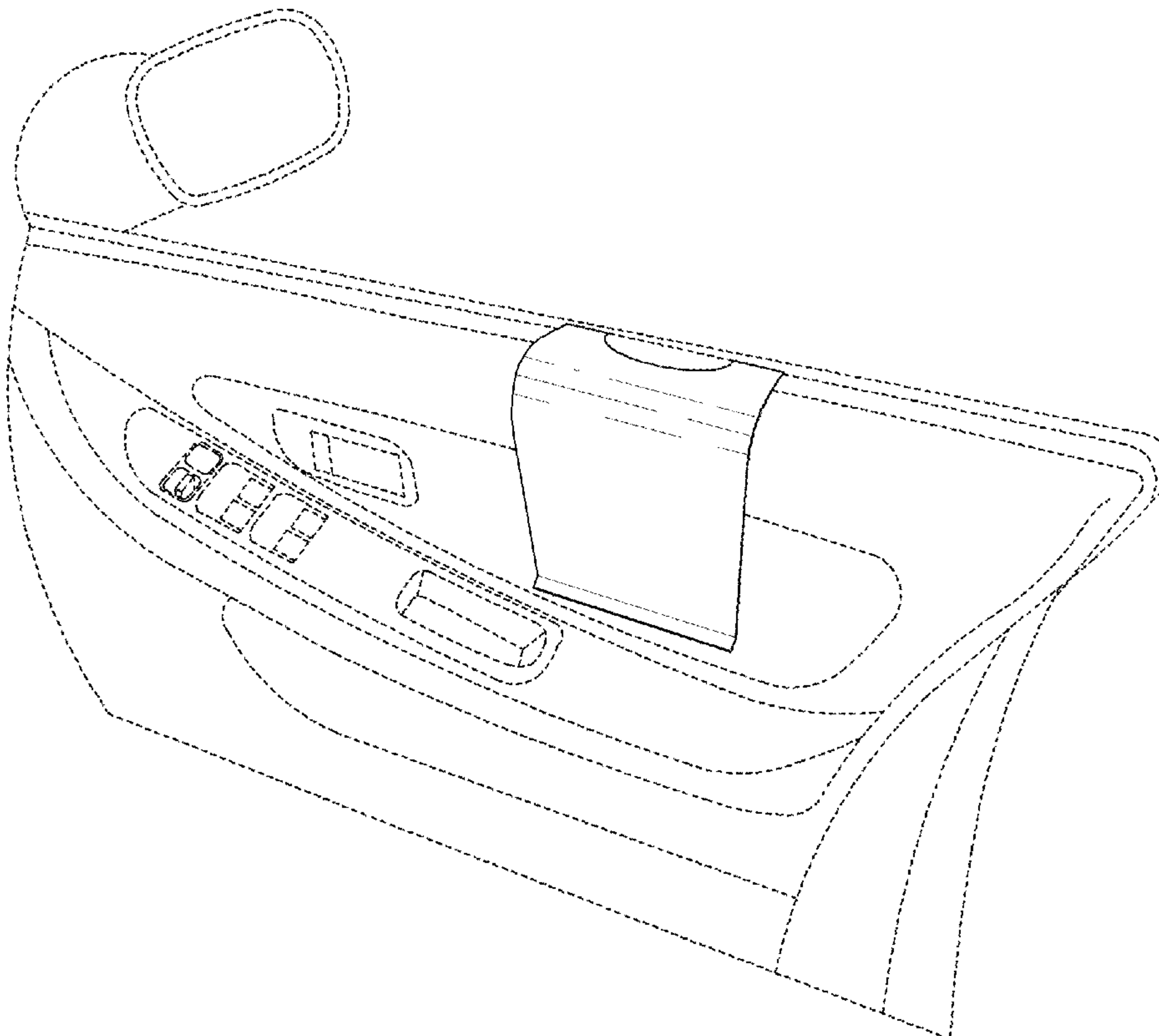
FIG. 7 is a left side view of the toy holder of FIG. 1;

FIG. 8 is a right side view of the toy holder of FIG. 1;

FIG. 9 is a view of the toy holder of FIG. 1, affixed to the door of an automobile; and,

FIG. 10 is view of the toy holder of FIG. 1, affixed to the door of an automobile, with a toy positioned on the toy holder.

1 Claim, 6 Drawing Sheets



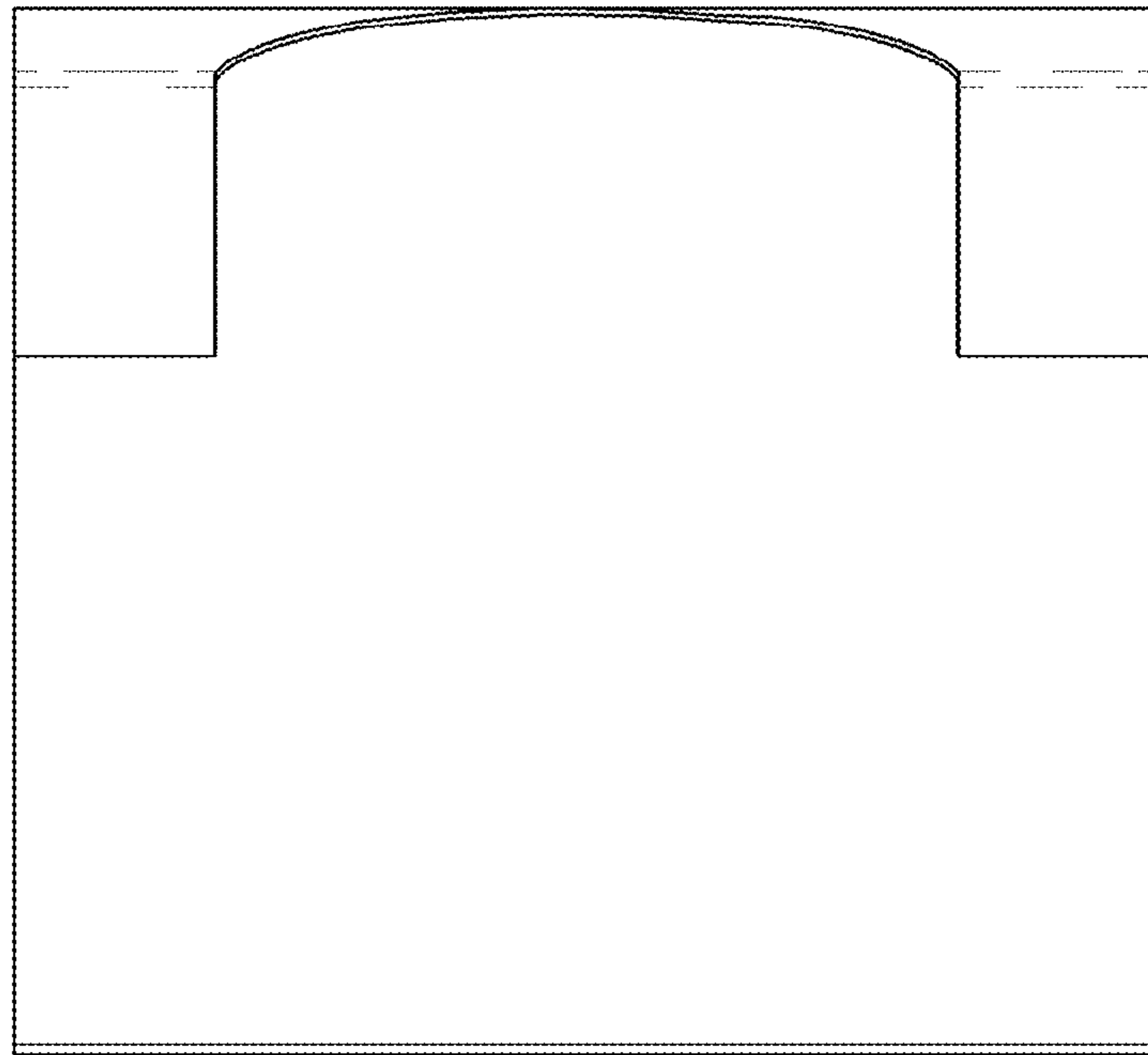


FIG. 1




FIG. 2

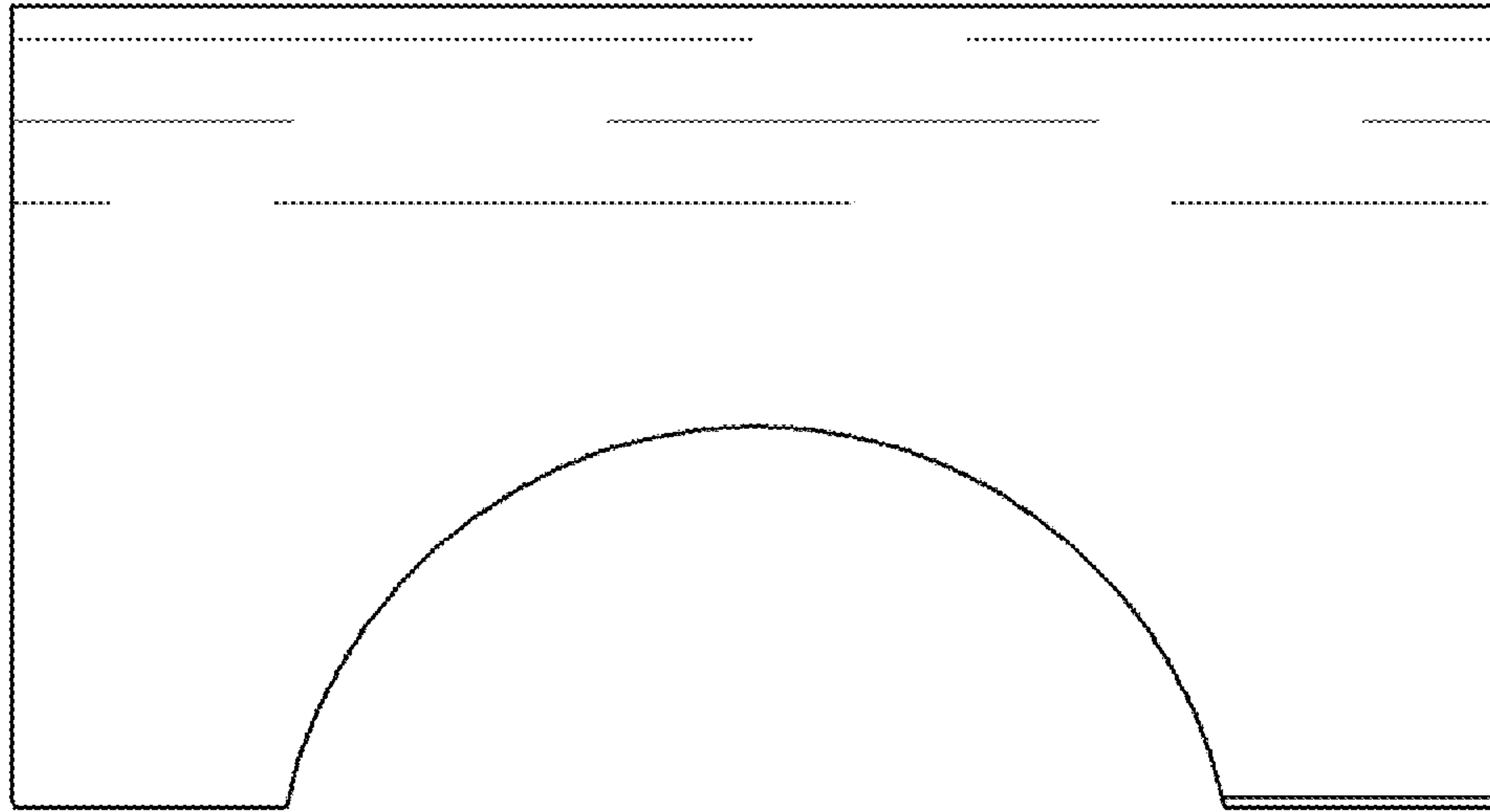


FIG. 3

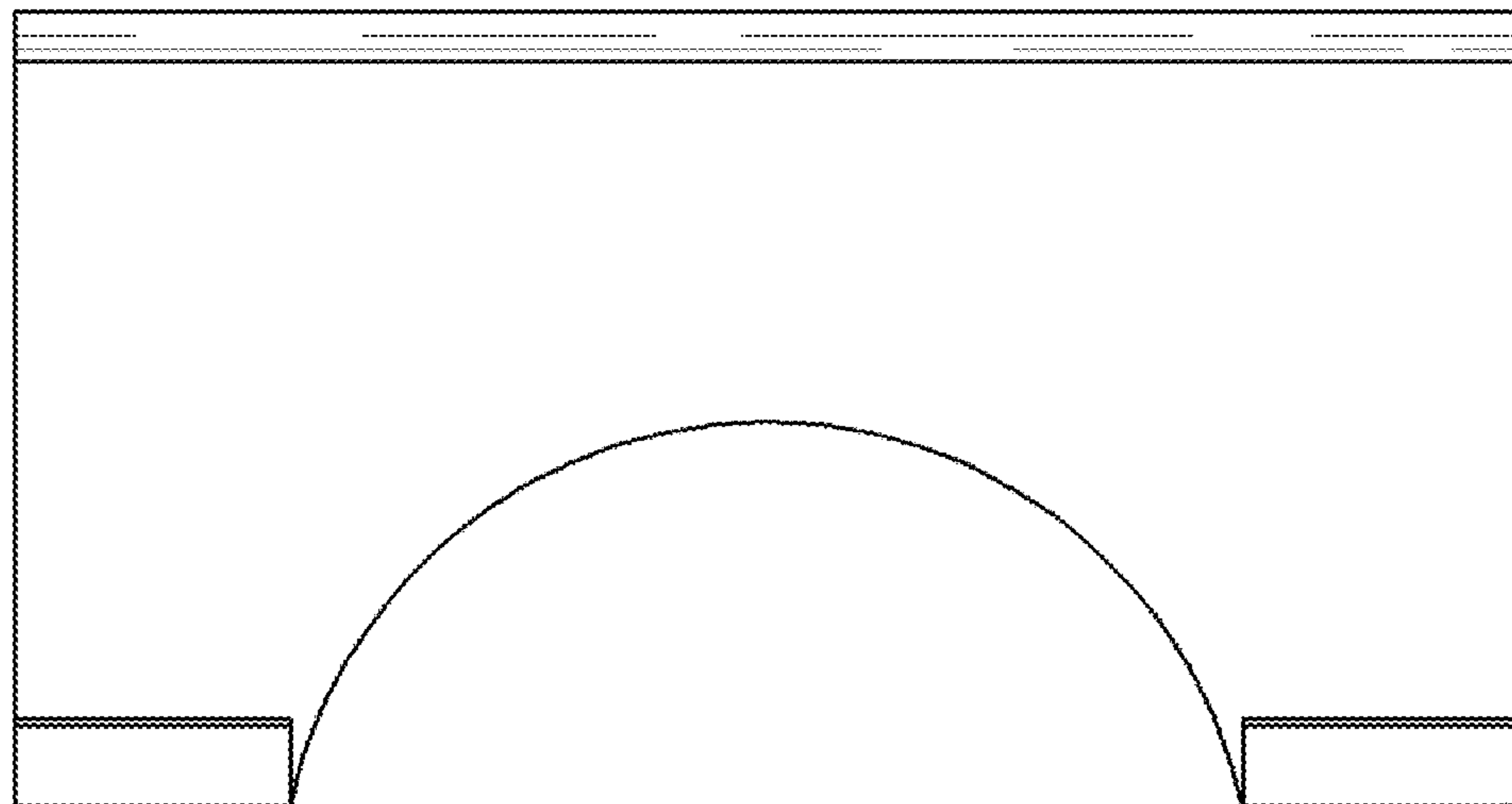


FIG. 4




FIG. 5

FIG. 6




FIG. 7




FIG. 8

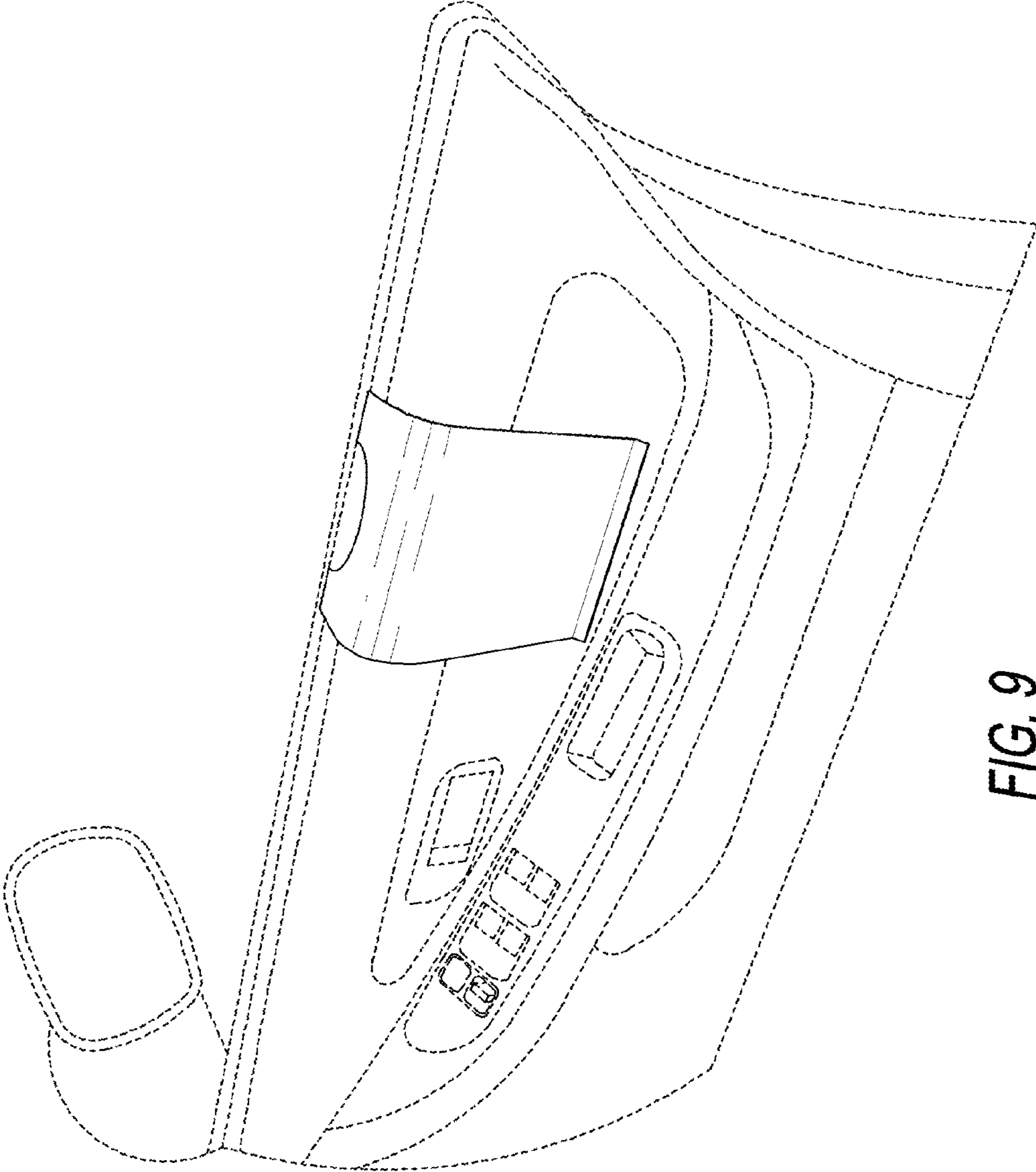


FIG. 9

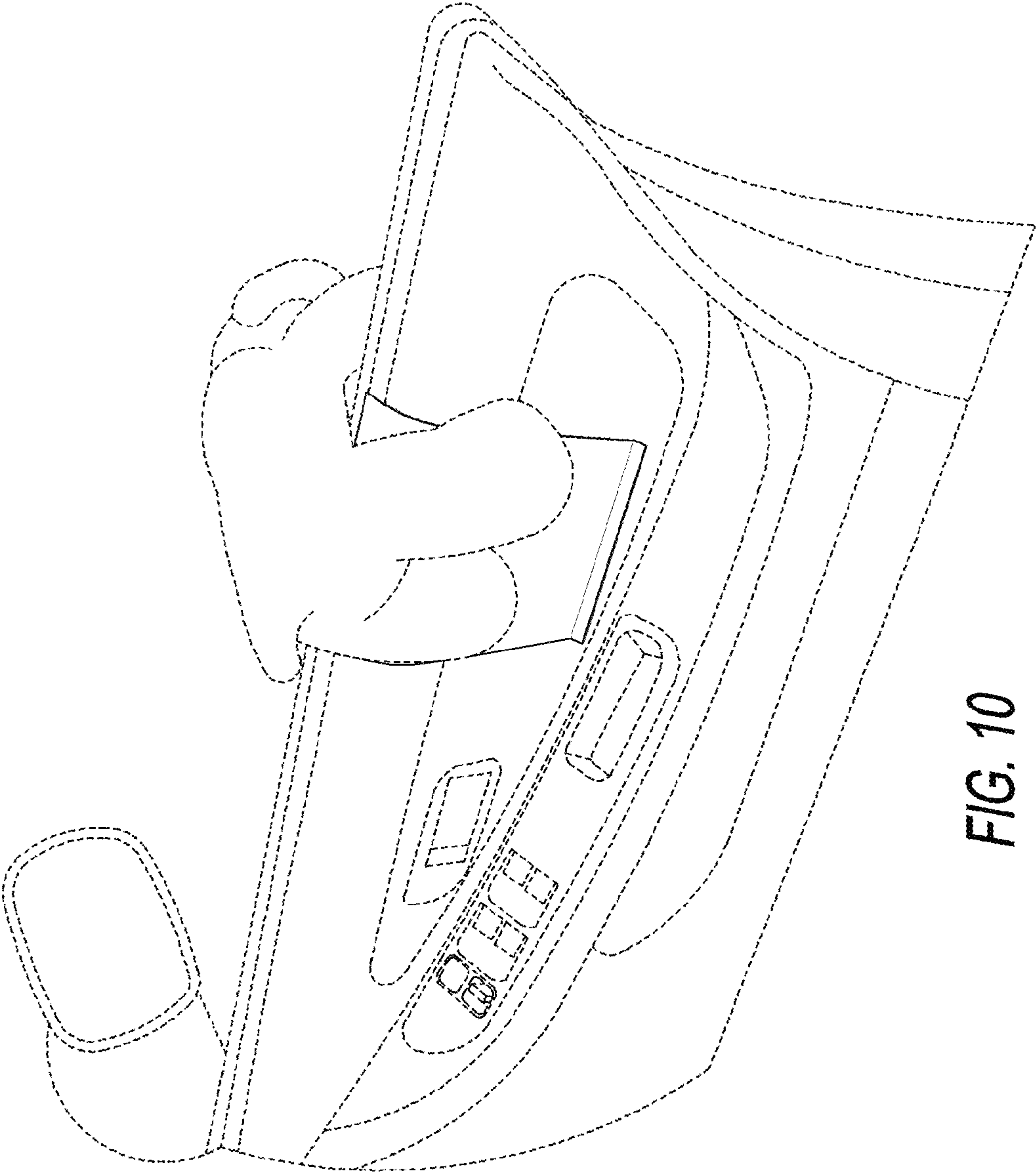


FIG. 10