



US00D677597S

(12) **United States Design Patent**
Papadimitriou

(10) **Patent No.:** **US D677,597 S**

(45) **Date of Patent:** **** *Mar. 12, 2013**

(54) **RING**

(75) Inventor: **Costantino Papadimitriou**, Milan (IT)

(73) Assignee: **De Beers Centenary AG**, Lucerne (CH)

(*) Notice: This patent is subject to a terminal disclaimer.

(**) Term: **14 Years**

(21) Appl. No.: **29/405,834**

(22) Filed: **Nov. 7, 2011**

(51) **LOC (9) Cl.** **11-01**

(52) **U.S. Cl.** **D11/34**

(58) **Field of Classification Search** D11/79-85,
D11/89-91, 40-48, 1-8, 26-39; 63/26-28,
63/12-14, 3, 3.1, 3.2, 15, 15.1-15.4, 15.45,
63/15.5, 15.6, 15.65, 15.7

See application file for complete search history.

(56) **References Cited**

U.S. PATENT DOCUMENTS

1,656,807 A *	1/1928	Zindel	63/15
D135,259 S	3/1943	Pereira	
D140,548 S *	3/1945	Klein	D11/26
D149,709 S *	5/1948	Untermeyer	D11/34
D155,167 S *	9/1949	Kerchner	D11/34
D160,974 S	11/1950	Schrayssshuen	
D166,978 S	6/1952	Katz	
D170,275 S	8/1953	Philippe	
D172,612 S	7/1954	Katz	
D172,750 S	8/1954	Katz	
D176,268 S *	12/1955	Katz	D11/34
D189,151 S	11/1960	Mancini	
3,433,032 A	3/1969	Dennen	
D254,537 S *	3/1980	Abelson	D11/34
D256,003 S	7/1980	Barr	
D257,021 S *	9/1980	Barr	D11/34
D267,481 S *	1/1983	Barr	D11/27
D291,664 S	9/1987	Kelman	
D318,818 S *	8/1991	Bulgari	D11/34
D326,248 S	5/1992	Horita et al.	
D354,697 S	1/1995	Andrau	
D393,226 S	4/1998	Shenhav	
D411,899 S	7/1999	Martz	

6,038,751 A	3/2000	Butler	
D442,109 S	5/2001	Cabarbaye	
D453,121 S	1/2002	Bowman	
D464,902 S *	10/2002	Ambar	D11/34
D465,173 S	11/2002	Gordon	
D475,648 S *	6/2003	Schlieger	D11/26
D491,832 S	6/2004	Gordon	
D513,203 S	12/2005	Liechtung	
D538,697 S	3/2007	Azielant	

(Continued)

Primary Examiner — Cathron Brooks

Assistant Examiner — Melanie Pellegrini

(74) *Attorney, Agent, or Firm* — SNR Denton US LLP;
Brian R. McGinley

(57) **CLAIM**

The ornamental design for a ring, as shown and described.

DESCRIPTION

FIG. 1 is an enlarged top view of a first embodiment of the ring;

FIG. 2 is an enlarged bottom view of the ring illustrated in FIG. 1;

FIG. 3 is a right elevational view of the ring illustrated in FIG. 1;

FIG. 4 is a left elevational view of the ring illustrated in FIG. 1;

FIG. 5 is a front view of the ring illustrated in FIG. 1;

FIG. 6 is a rear view of the ring illustrated in FIG. 1;

FIG. 7 is a perspective view of the ring illustrated in FIG. 1;

FIG. 8 is an enlarged top view of a second embodiment of the ring;

FIG. 9 is an enlarged bottom view of the ring illustrated in FIG. 8;

FIG. 10 is a right elevational view of the ring illustrated in FIG. 8;


FIG. 11 is a left elevational view of the ring illustrated in FIG. 8;

FIG. 12 is a front view of the ring illustrated in FIG. 8;

FIG. 13 is a rear view of the ring illustrated in FIG. 8; and,

FIG. 14 is a perspective view of the ring illustrated in FIG. 8.

1 Claim, 7 Drawing Sheets



US D677,597 S

Page 2

U.S. PATENT DOCUMENTS

D551,114 S 9/2007 Azrielant
D601,913 S 10/2009 Cappellieri
D604,655 S 11/2009 Marks
D604,656 S 11/2009 Marks
D610,480 S 2/2010 Daswani
D614,069 S 4/2010 Marks
D619,030 S 7/2010 Papadimitriou
D621,737 S 8/2010 Marks

D622,626 S 8/2010 Ventura
D627,251 S * 11/2010 Papadimitriou D11/34
D635,477 S * 4/2011 Ventura D11/26
D635,478 S * 4/2011 Ventura D11/26
D636,695 S * 4/2011 Papadimitriou D11/34

* cited by examiner

FIG. 1

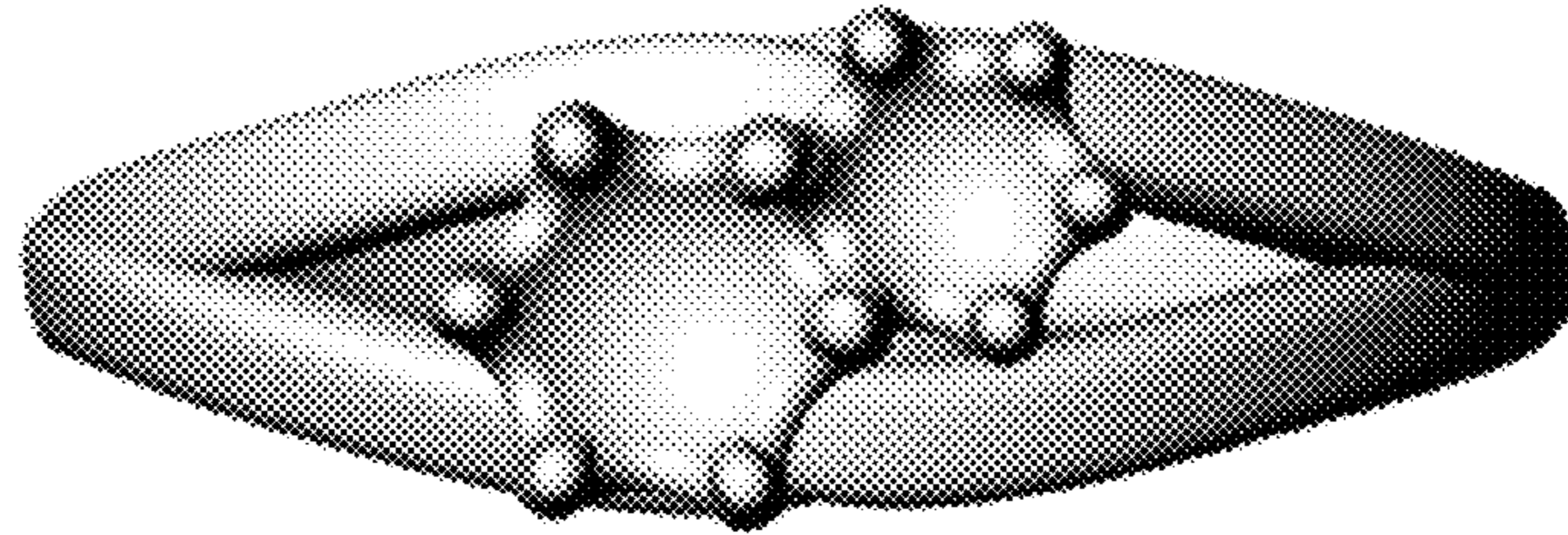


FIG. 2




FIG. 3

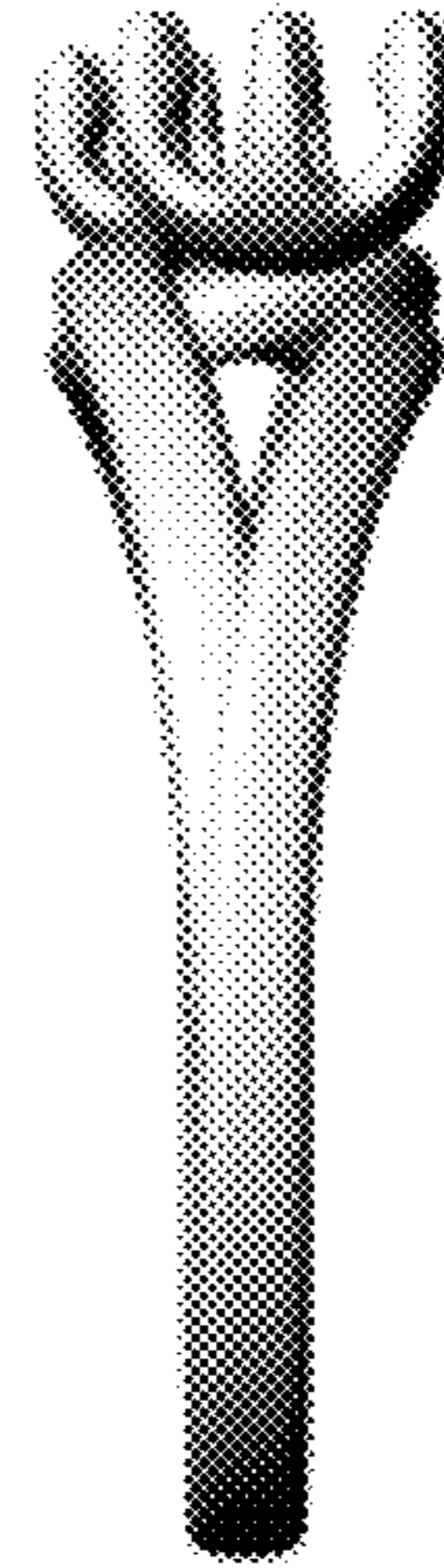


FIG. 4

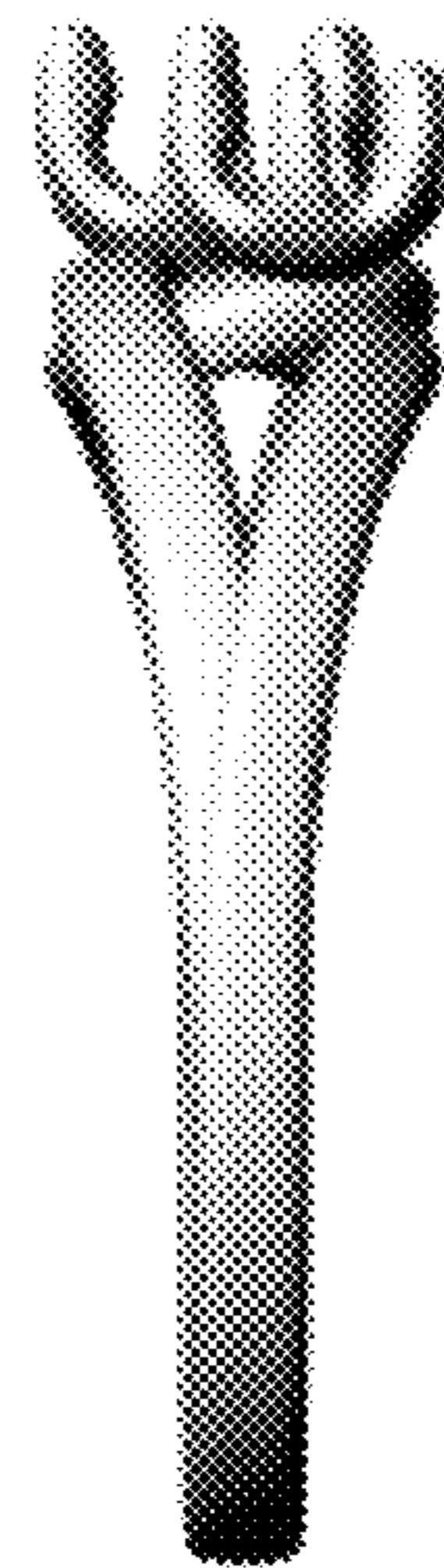


FIG. 5



FIG. 6




FIG. 7




FIG. 8

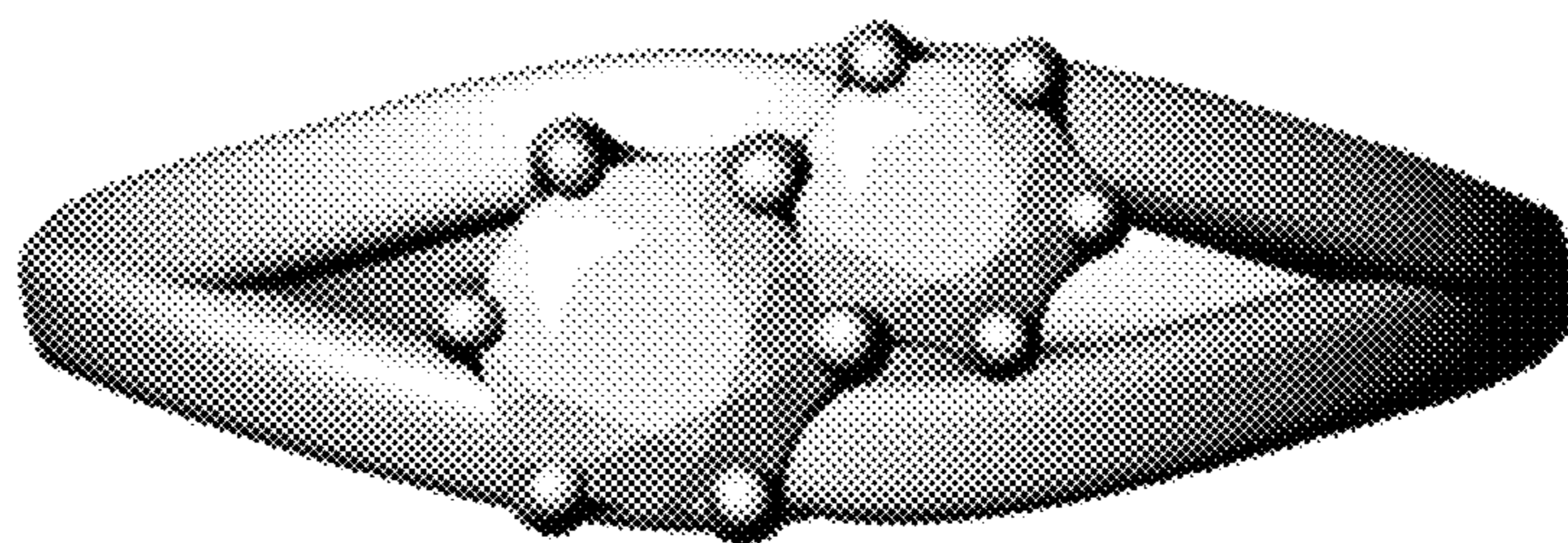


FIG. 9

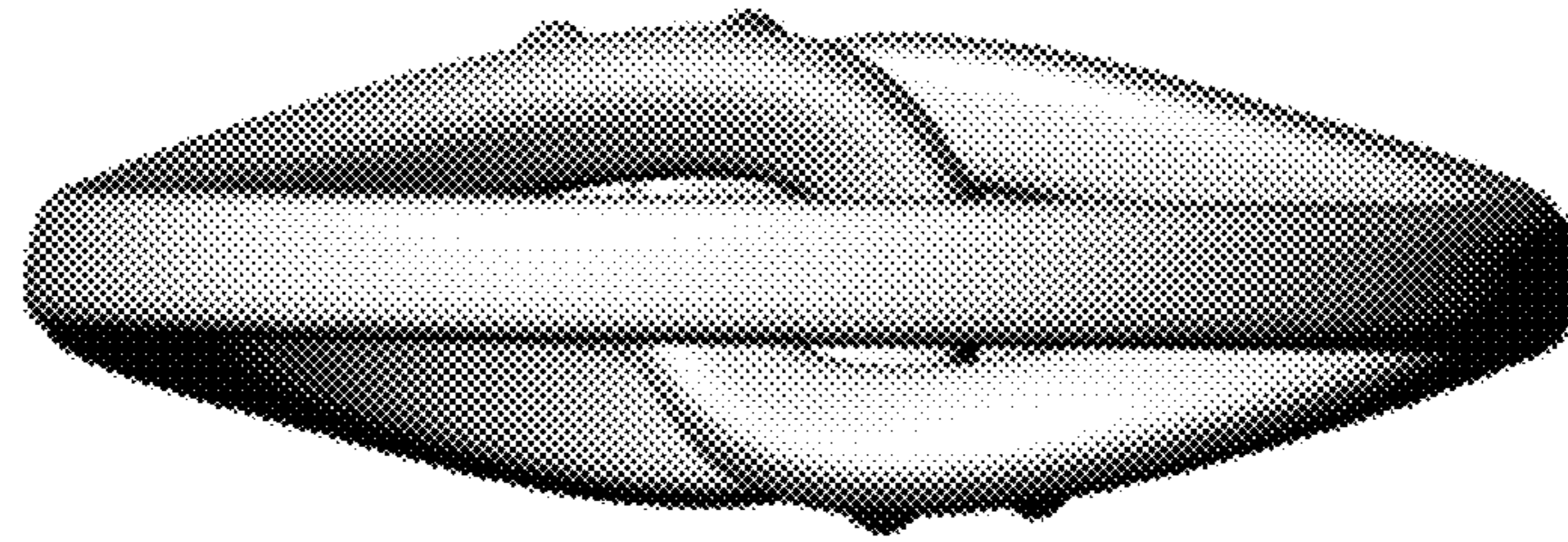


FIG. 10

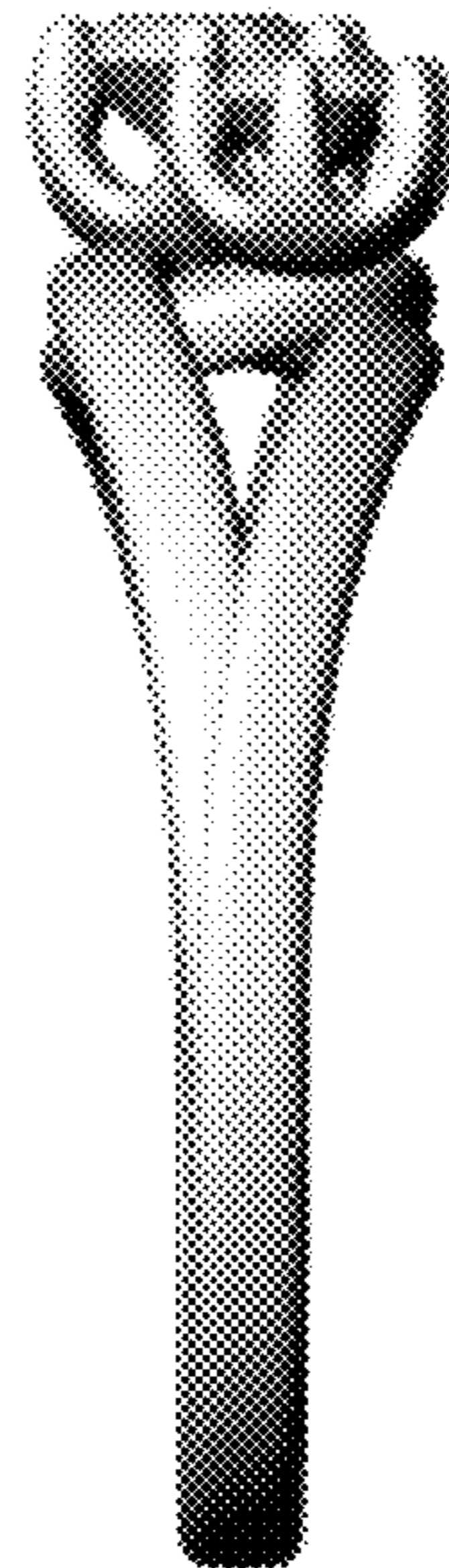


FIG. 11

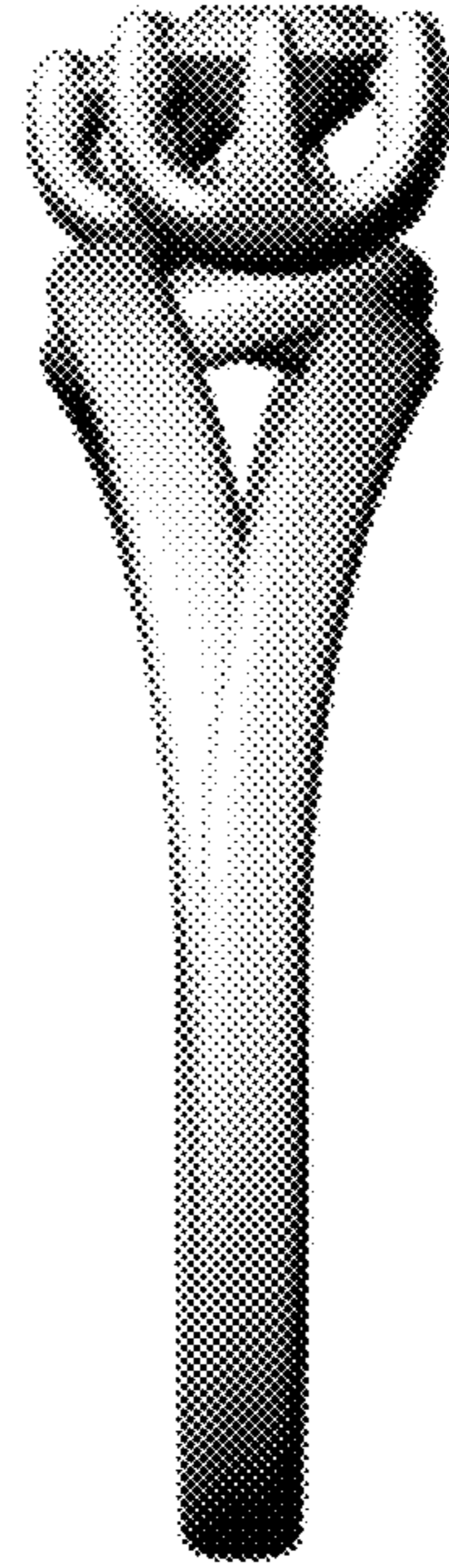


FIG. 12




FIG. 13




FIG. 14

