

US00D677596S

(12) **United States Design Patent**
Hinskens

(10) **Patent No.:** **US D677,596 S**
(45) **Date of Patent:** **** Mar. 12, 2013**

(54) **BEZEL OF A WRISTWATCH**

(75) Inventor: **Thomas Marcus Hinskens**, Helsinki (FI)

(73) Assignee: **Suunto Oy**, Vantaa (FI)

(**) Term: **14 Years**

(21) Appl. No.: **29/431,918**

(22) Filed: **Sep. 12, 2012**

(51) **LOC (9) Cl.** **10-07**

(52) **U.S. Cl.** **D10/128**

(58) **Field of Classification Search** D10/128,
D10/30-39; 368/294, 295, 276, 281, 282,
368/285

See application file for complete search history.

(56) **References Cited**

U.S. PATENT DOCUMENTS

2,566,741	A *	9/1951	Newhouse	368/285
D260,494	S *	9/1981	Dinh Van	D10/39
D327,020	S *	6/1992	Gradel	D10/30
D379,324	S *	5/1997	Osit	D10/128
D386,437	S *	11/1997	Sang	D10/128
D391,863	S *	3/1998	Houlihan	D10/30
D401,163	S *	11/1998	Buchser	D10/32
D404,656	S *	1/1999	Yamamoto	D10/30
D411,956	S *	7/1999	Sugita et al.	D10/30
D412,287	S *	7/1999	Cattin	D10/30
D412,670	S *	8/1999	Riley	D10/30
D414,121	S *	9/1999	Hanagata	D10/30
D415,040	S *	10/1999	Sang	D10/30
D500,452	S *	1/2005	Itsubo	D10/39

D526,578	S *	8/2006	Ikezu et al.	D10/38
D539,674	S *	4/2007	Vaptzarof	D10/38
D542,676	S *	5/2007	Cheng	D10/38
D551,993	S *	10/2007	Kachi	D10/38
D563,802	S *	3/2008	Loth	D10/39
D565,971	S *	4/2008	Peraldi	D10/39
D582,792	S *	12/2008	Lalo	D10/38
D597,420	S *	8/2009	Kamata	D10/32
D607,346	S *	1/2010	Bove et al.	D10/38
D637,095	S *	5/2011	Vaptzarof	D10/38
D652,326	S *	1/2012	Kummer	D10/38
D658,511	S *	5/2012	Wai Kei	D10/32
D659,028	S *	5/2012	Montandon	D10/38
D664,865	S *	8/2012	Luk Ying Yee	D10/38
2009/0073816	A1 *	3/2009	Ozawa et al.	368/294

* cited by examiner

Primary Examiner — Lucy Lieberman

(74) *Attorney, Agent, or Firm* — Terence P. O'Brien

(57) **CLAIM**

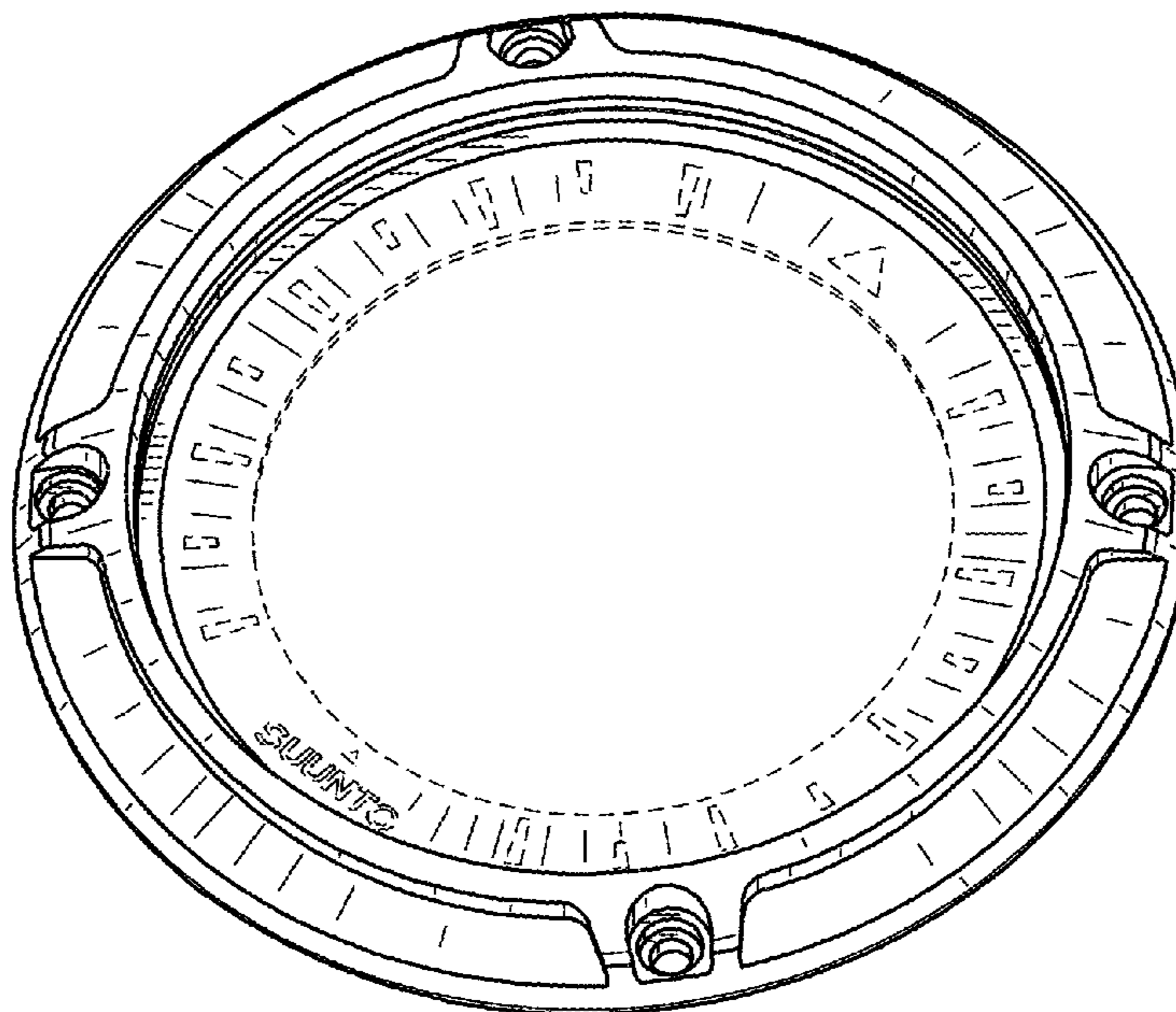
I claim the ornamental design for a bezel of a wristwatch, as shown and described.

DESCRIPTION

FIG. 1 is top, side perspective view of a bezel of a wristwatch; FIG. 2 is a top view of the bezel of FIG. 1; FIG. 3 is a first side view of the bezel of FIG. 1; FIG. 4 is an end view of FIG. 1; and, FIG. 5 is a bottom view of the bezel of FIG. 1.

The ornamental design that is claimed is shown in solid lines in the drawings. The broken (dashed) lines shown in FIGS. 1, 2 and 5 are included for the purpose of illustrating environmental elements only and form no part of the claimed design.

1 Claim, 3 Drawing Sheets



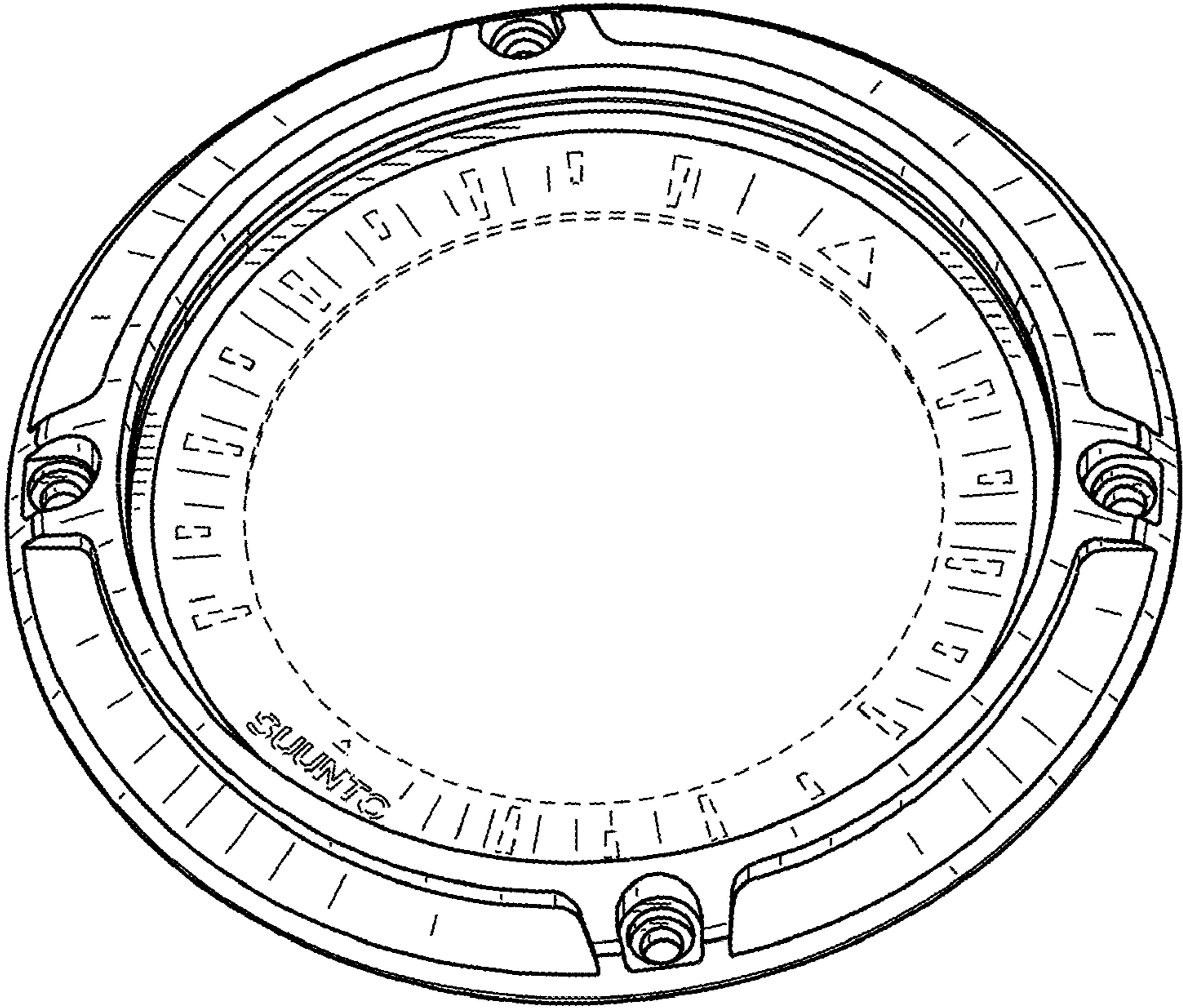


FIG. 1

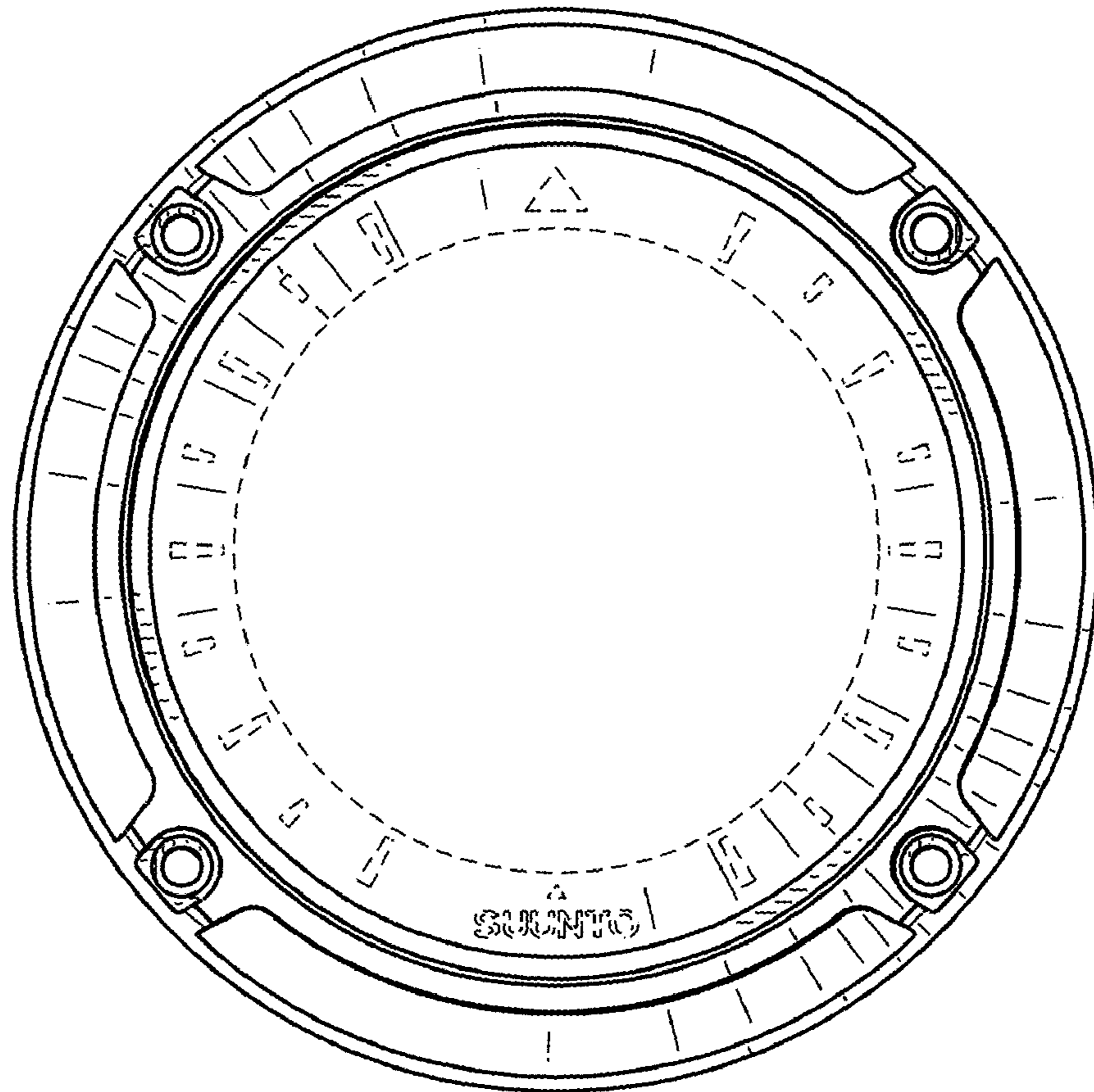


FIG. 2




FIG. 3



FIG. 4

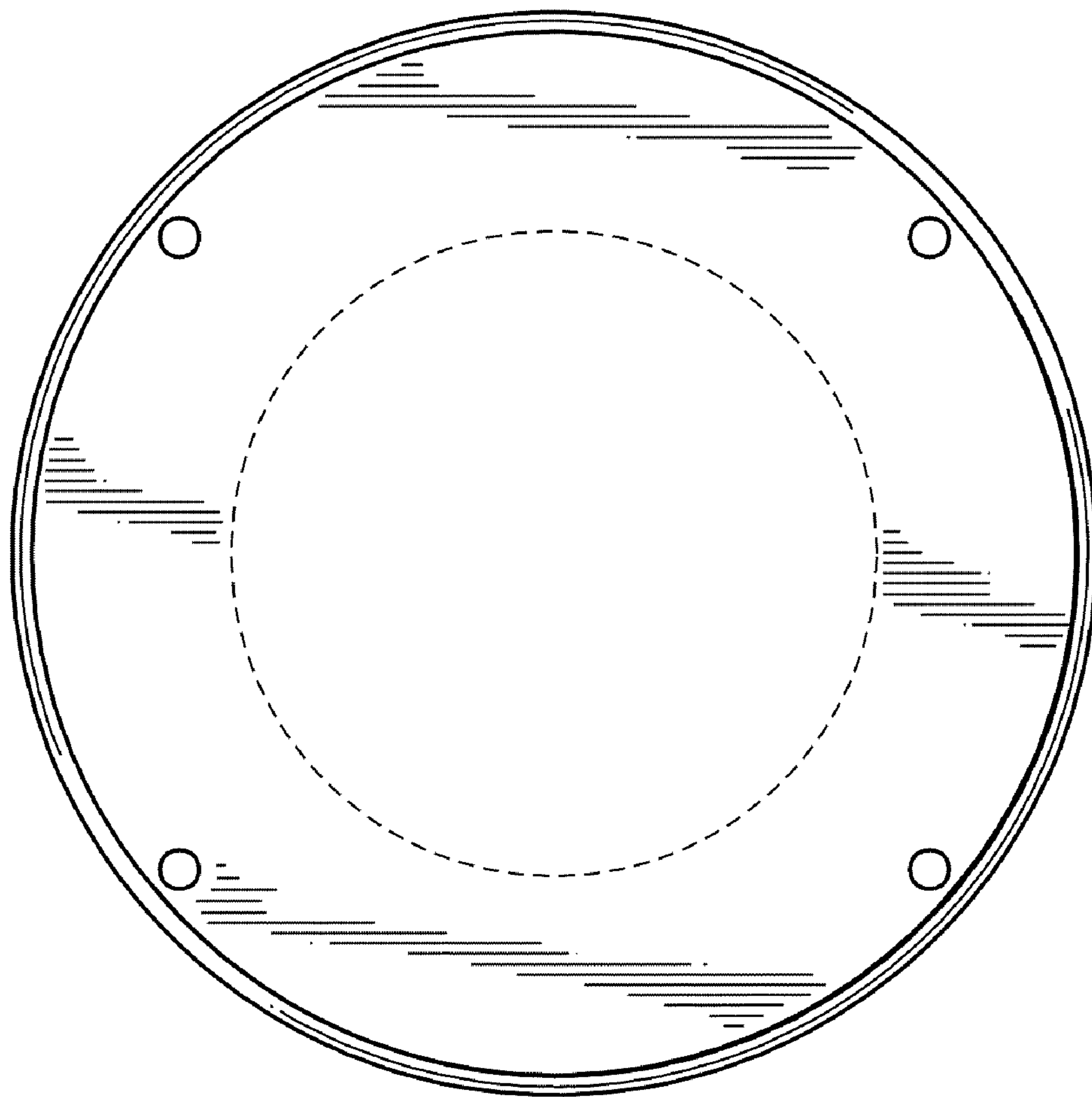


FIG. 5