



US00D677595S

(12) **United States Design Patent**  
**Hinskens**

(10) **Patent No.:** **US D677,595 S**

(45) **Date of Patent:** **\*\* Mar. 12, 2013**

(54) **BEZEL OF A WRISTWATCH**

(75) Inventor: **Thomas Marcus Hinskens**, Helsinki (FI)

(73) Assignee: **Suunto Oy**, Vantaa (FI)

(\*\*) Term: **14 Years**

(21) Appl. No.: **29/431,911**

(22) Filed: **Sep. 12, 2012**

(51) **LOC (9) Cl.** ..... **10-07**

(52) **U.S. Cl.** ..... **D10/128**

(58) **Field of Classification Search** ..... D10/128,  
D10/30-39; 368/294, 295, 276, 281, 282,  
368/285

See application file for complete search history.

(56) **References Cited**

**U.S. PATENT DOCUMENTS**

2,566,741	A *	9/1951	Newhouse	.....	368/285
D389,746	S *	1/1998	Roales et al.	.....	D10/30
D391,863	S *	3/1998	Houlihan	.....	D10/30
D412,670	S *	8/1999	Riley	.....	D10/30
D415,040	S *	10/1999	Sang	.....	D10/30
6,762,976	B1 *	7/2004	Tamaru et al.	.....	368/88
D500,452	S *	1/2005	Itsubo	.....	D10/39
D526,578	S *	8/2006	Ikezu et al.	.....	D10/38

D539,674	S *	4/2007	Vaptzarof	.....	D10/38
D542,676	S *	5/2007	Cheng	.....	D10/38
D551,993	S *	10/2007	Kachi	.....	D10/38
D582,792	S *	12/2008	Lalo	.....	D10/38
D597,420	S *	8/2009	Kamata	.....	D10/32
D607,346	S *	1/2010	Bove et al.	.....	D10/38
D618,565	S *	6/2010	Dolce et al.	.....	D10/38
D652,326	S *	1/2012	Kummer	.....	D10/38
D659,028	S *	5/2012	Montandon	.....	D10/38
D664,865	S *	8/2012	Luk Ying Yee	.....	D10/38

\* cited by examiner

*Primary Examiner* — Lucy Lieberman

(74) *Attorney, Agent, or Firm* — Terence P. O'Brien

(57) **CLAIM**

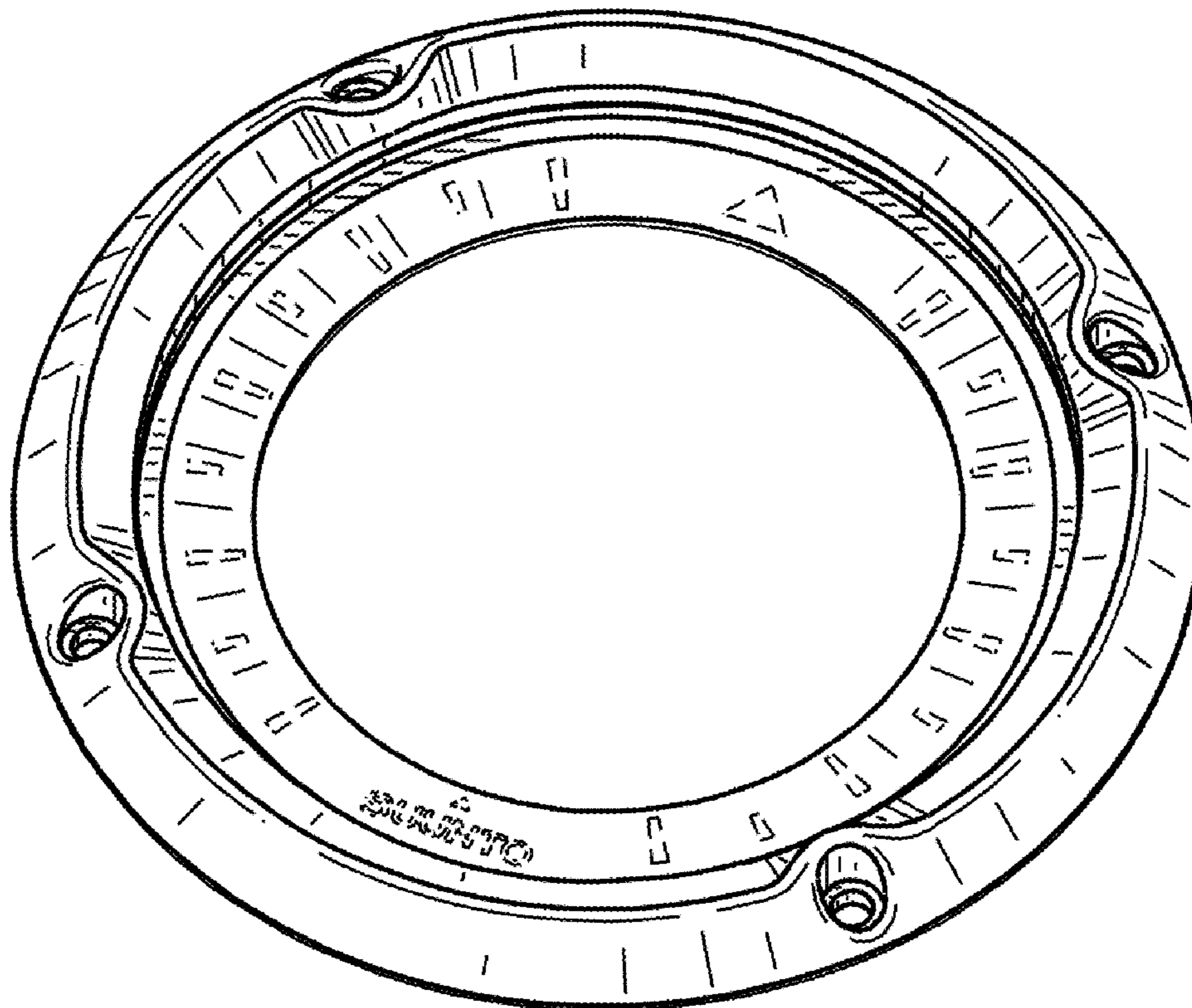
I claim the ornamental design for a bezel of a wristwatch, as shown and described.

**DESCRIPTION**

FIG. 1 is top, side perspective view of a bezel of a wristwatch; FIG. 2 is a top view of the bezel of FIG. 1; FIG. 3 is a first side view of the bezel of FIG. 1; FIG. 4 is an end view of FIG. 1; and, FIG. 5 is a bottom view of the bezel of FIG. 1.

The ornamental design that is claimed is shown in solid lines in the drawings. The broken (dashed) lines shown in FIGS. 1, 2 and 5 are included for the purpose of illustrating environmental elements only and form no part of the claimed design.

**1 Claim, 3 Drawing Sheets**



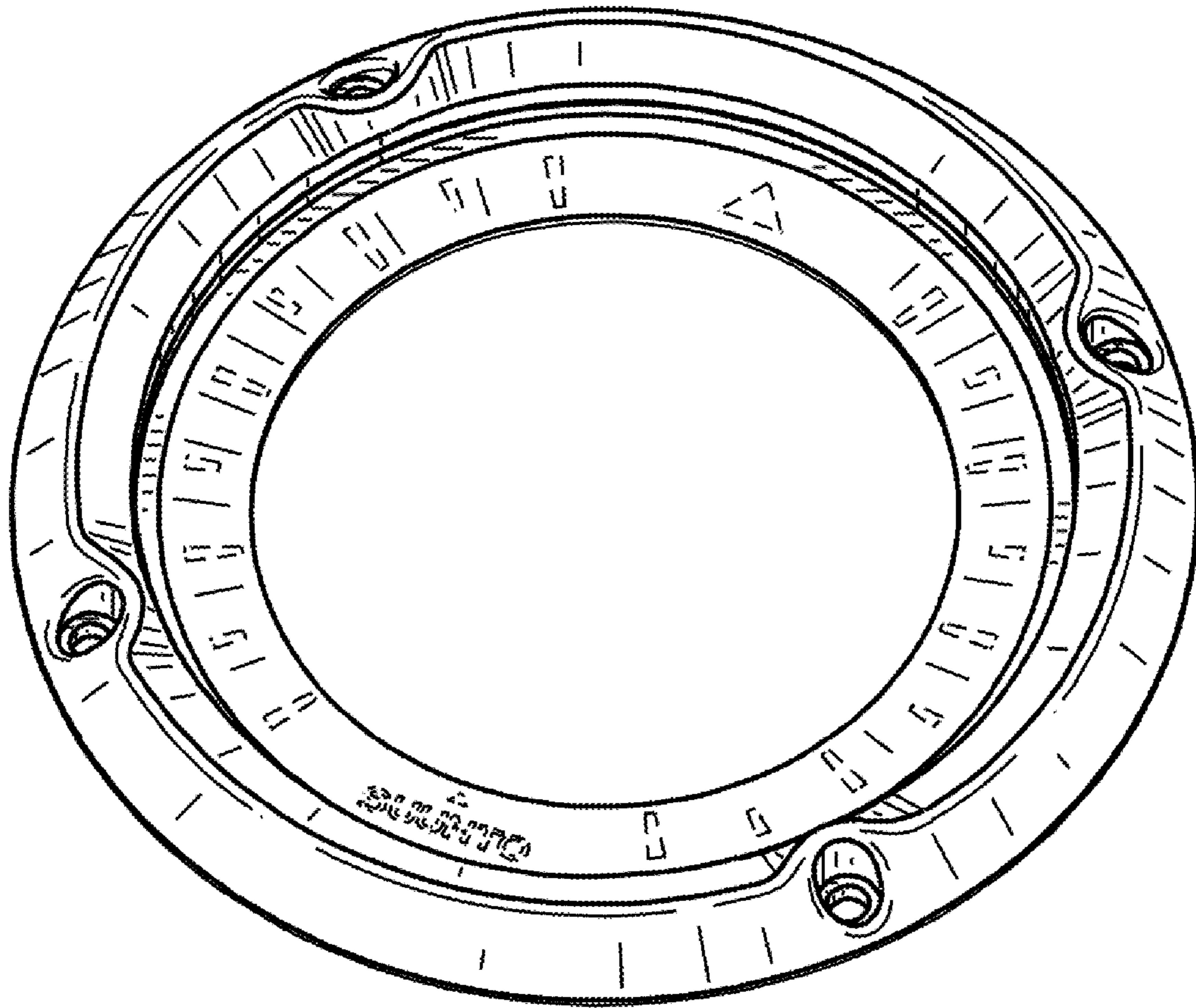


FIG. 1

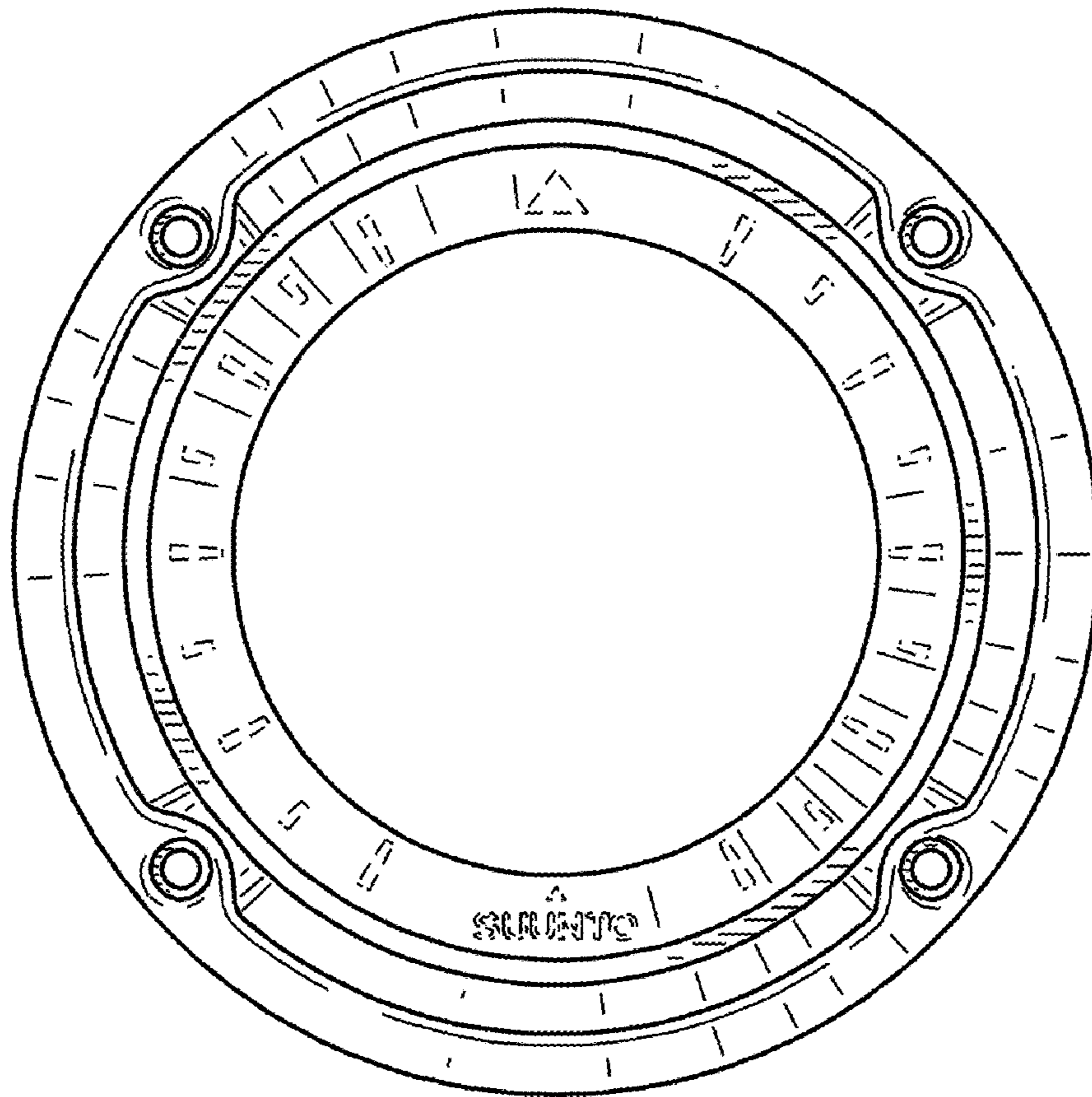


FIG. 2



FIG. 3



FIG. 4

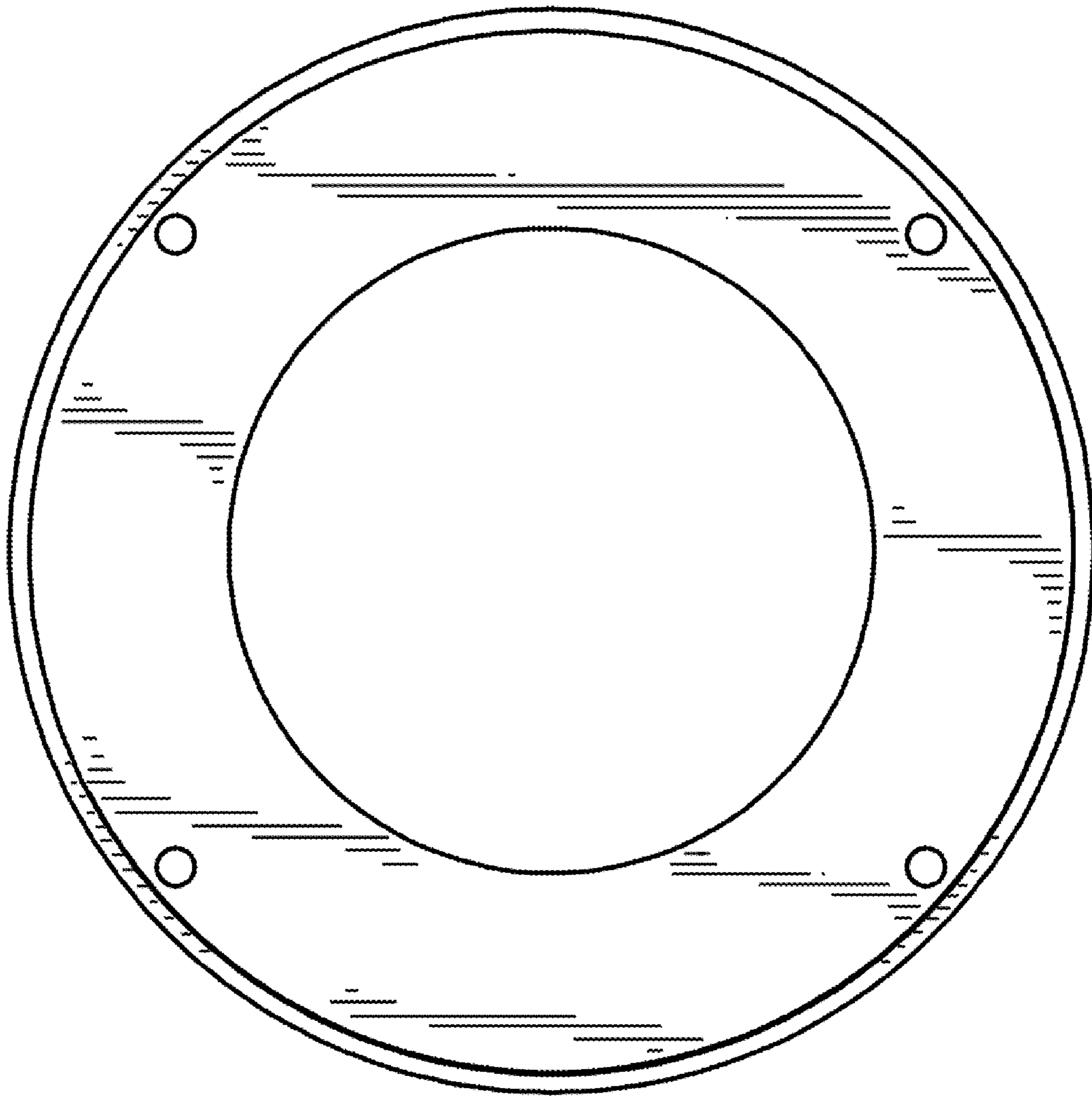


FIG. 5