



US00D677586S

(12) **United States Design Patent**
Graff

(10) **Patent No.:** **US D677,586 S**
(45) **Date of Patent:** **** Mar. 12, 2013**

(54) **WATCH**

(75) **Inventor:** **Laurence Graff, Gstaad (CH)**

(73) **Assignee:** **Venberg SA, Geneva (CH)**

(**) **Term:** **14 Years**

(21) **Appl. No.:** **29/425,135**

(22) **Filed:** **Jun. 20, 2012**

(51) **LOC (9) Cl.** **10-02**

(52) **U.S. Cl.** **D10/39; D10/36**

(58) **Field of Classification Search** D10/30-39,
D10/122-132; 368/276, 281, 282, 285, 223,
368/228, 232

See application file for complete search history.

(56) **References Cited**

U.S. PATENT DOCUMENTS

| | | | | | |
|-----------|------|---------|----------------|-------|---------|
| 1,045,106 | A * | 11/1912 | Mayer | | 63/40 |
| 2,361,563 | A * | 10/1944 | Pellaton | | 368/80 |
| 2,385,234 | A * | 9/1945 | Schmitz | | 368/288 |
| D186,180 | S * | 9/1959 | Diamond | | D10/39 |
| 4,466,745 | A * | 8/1984 | Eichmann | | 368/281 |
| D339,532 | S * | 9/1993 | Frappe | | D10/39 |
| D351,565 | S * | 10/1994 | Ito | | D10/126 |
| D386,979 | S * | 12/1997 | Kubisch | | D10/32 |
| D462,279 | S * | 9/2002 | Minoli | | D10/39 |
| 6,570,823 | B1 * | 5/2003 | Gilomen et al. | | 368/113 |
| D476,907 | S * | 7/2003 | Calvani et al. | | D10/32 |

| | | | | | |
|----------|-----|---------|---------------------|-------|---------|
| D476,908 | S * | 7/2003 | Ellia | | D10/39 |
| D512,654 | S * | 12/2005 | Scheufele | | D10/39 |
| D540,197 | S * | 4/2007 | Pasternak et al. | | D10/32 |
| D546,715 | S * | 7/2007 | Gruosi-Scheufele | | D10/39 |
| D559,130 | S * | 1/2008 | Laucella | | D10/39 |
| D561,050 | S * | 2/2008 | Laucella | | D10/39 |
| D615,882 | S * | 5/2010 | Laucella | | D10/39 |
| D627,243 | S * | 11/2010 | Deleskiewicz et al. | | D10/39 |
| D656,418 | S * | 3/2012 | Scheufele | | D10/39 |
| D666,115 | S * | 8/2012 | Calvani | | D10/126 |
| D667,317 | S * | 9/2012 | Jamin | | D10/39 |
| D667,319 | S * | 9/2012 | Jamin | | D10/39 |

* cited by examiner

Primary Examiner — Lucy Lieberman

(74) *Attorney, Agent, or Firm* — Clifford W. Browning;
Krieg DeVault LLP

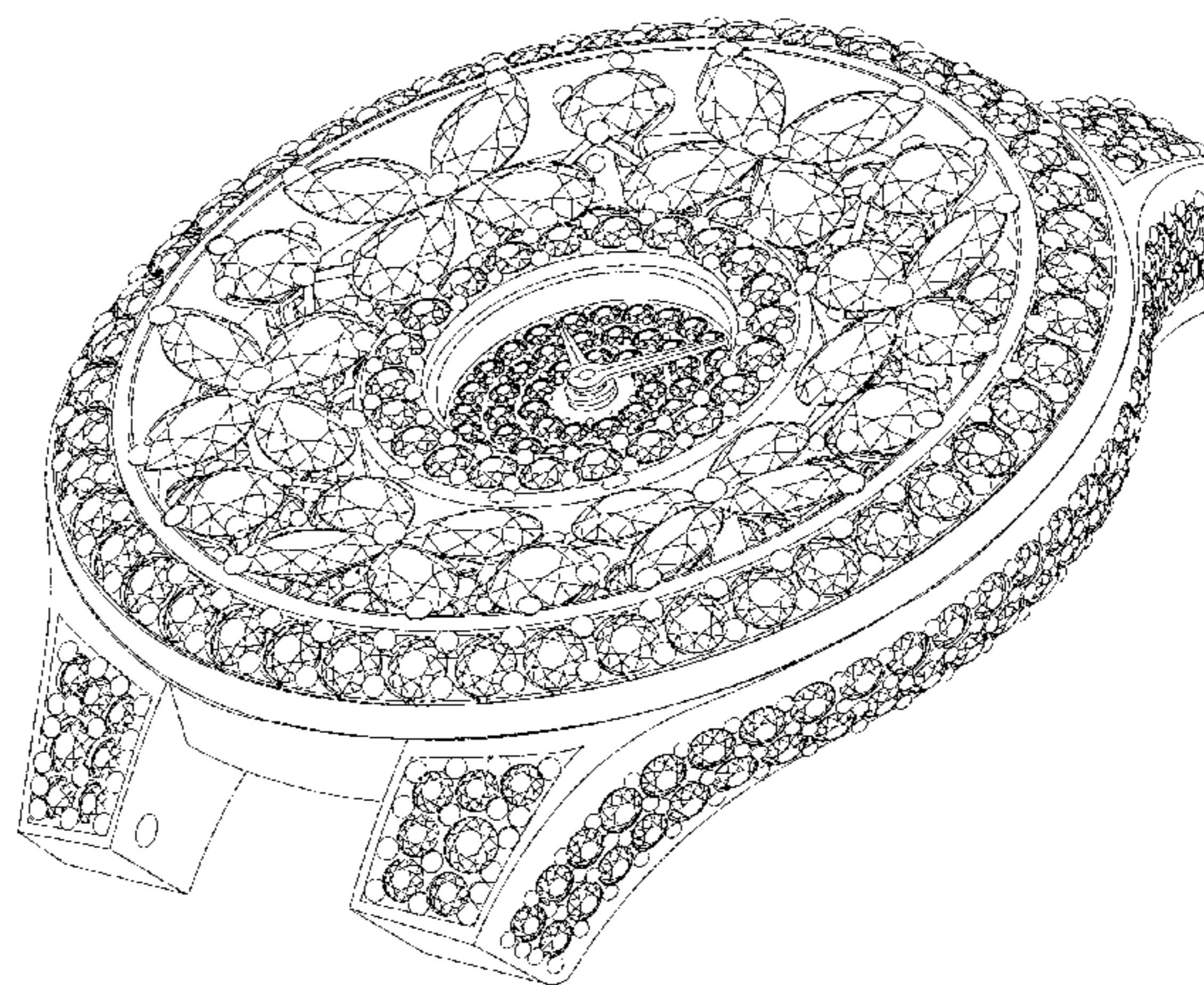

(57) **CLAIM**

The ornamental design for a watch, as shown and described.

DESCRIPTION

FIG. 1 is a top view of the watch of the present invention.
FIG. 2 is a bottom view of the watch of FIG. 1.
FIG. 3 is a right side view of the watch of FIG. 1.
FIG. 4 is a left side view of the watch of FIG. 1.
FIG. 5 is a front view of the watch of FIG. 1.
FIG. 6 is a rear view of the watch of FIG. 1; and,
FIG. 7 is a top, right-side perspective view of the watch of
FIG. 1.

1 Claim, 7 Drawing Sheets






FIG. 1

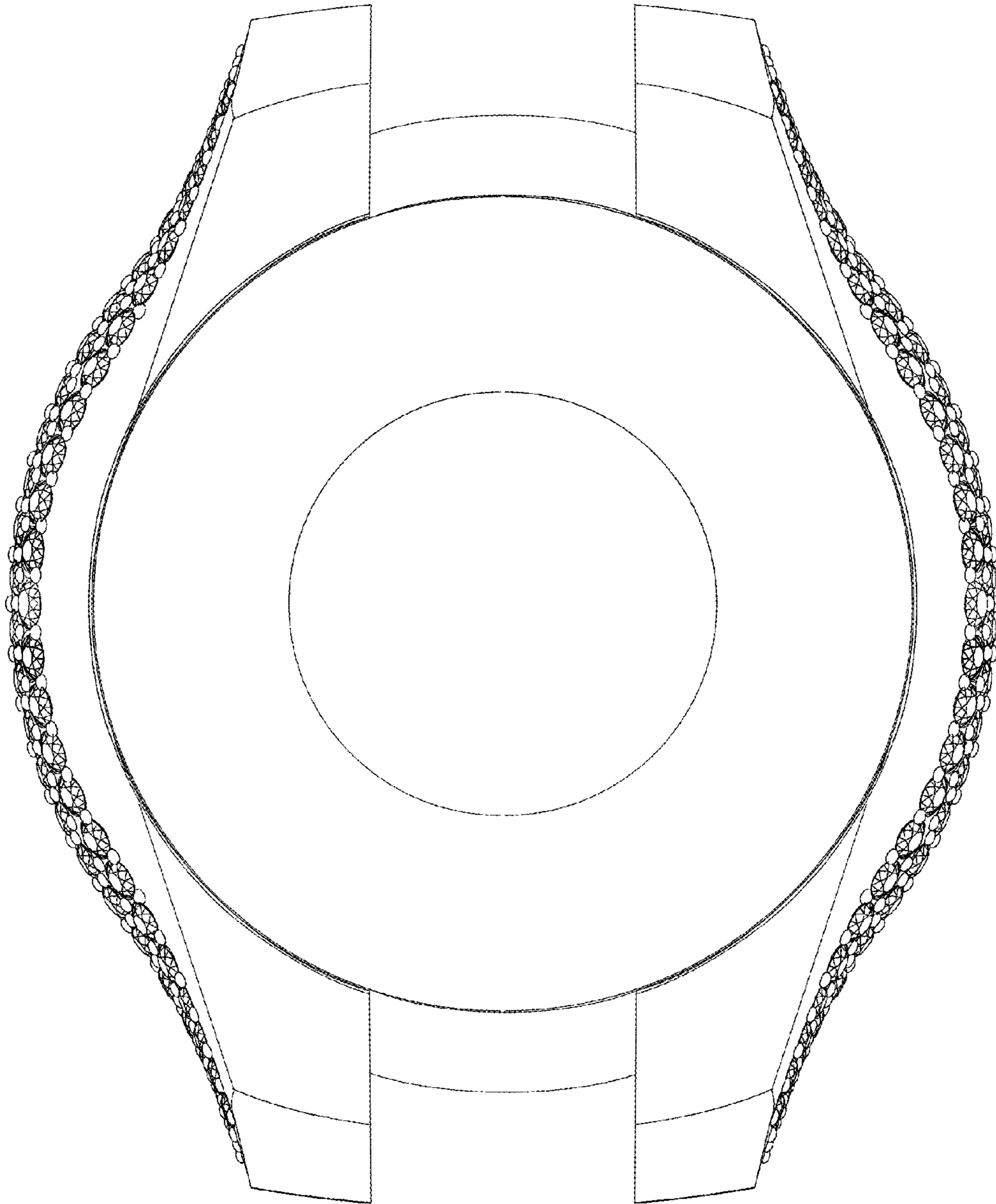


FIG. 2

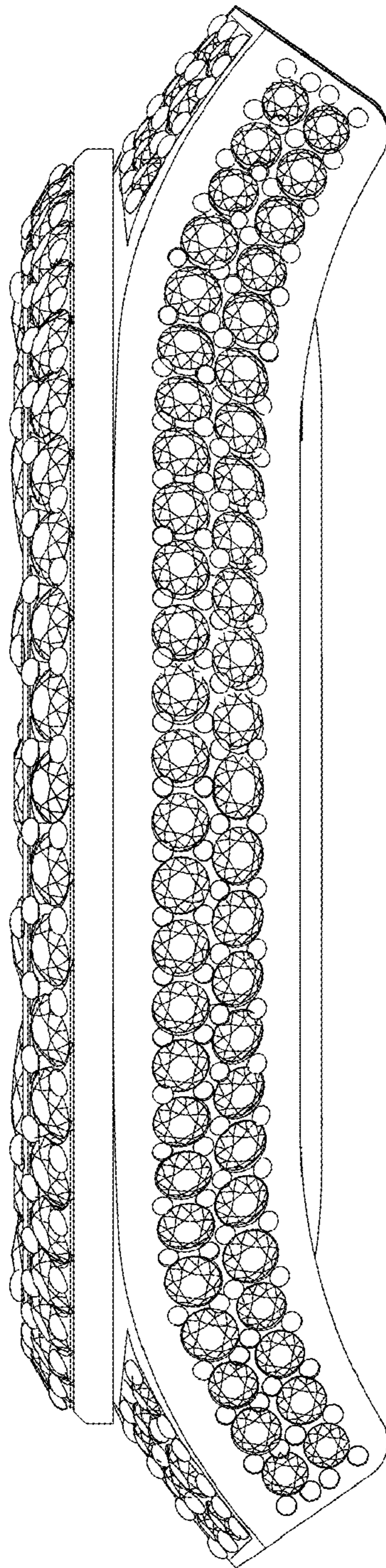


FIG. 3

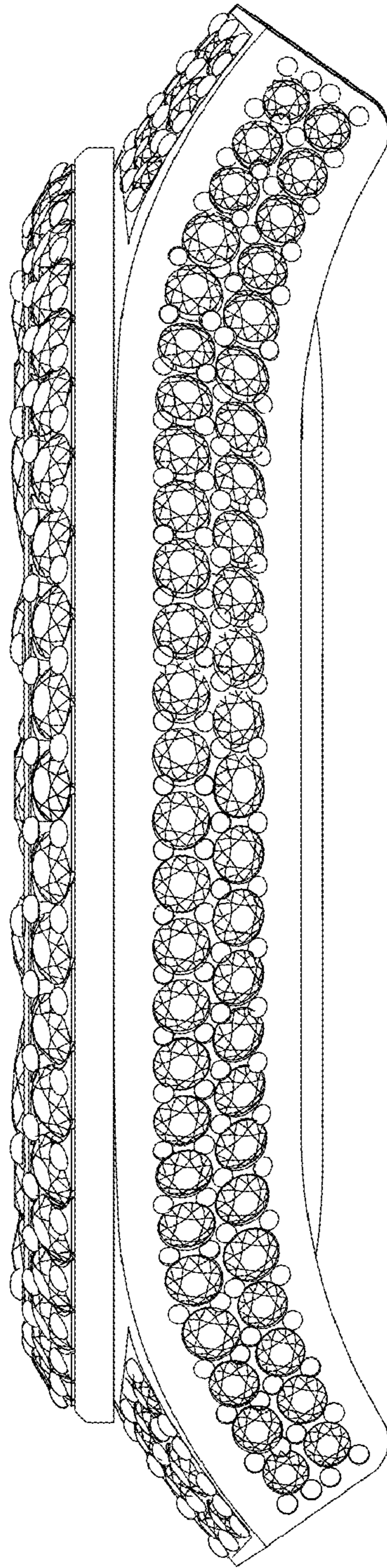


FIG. 4




FIG. 5




FIG. 6

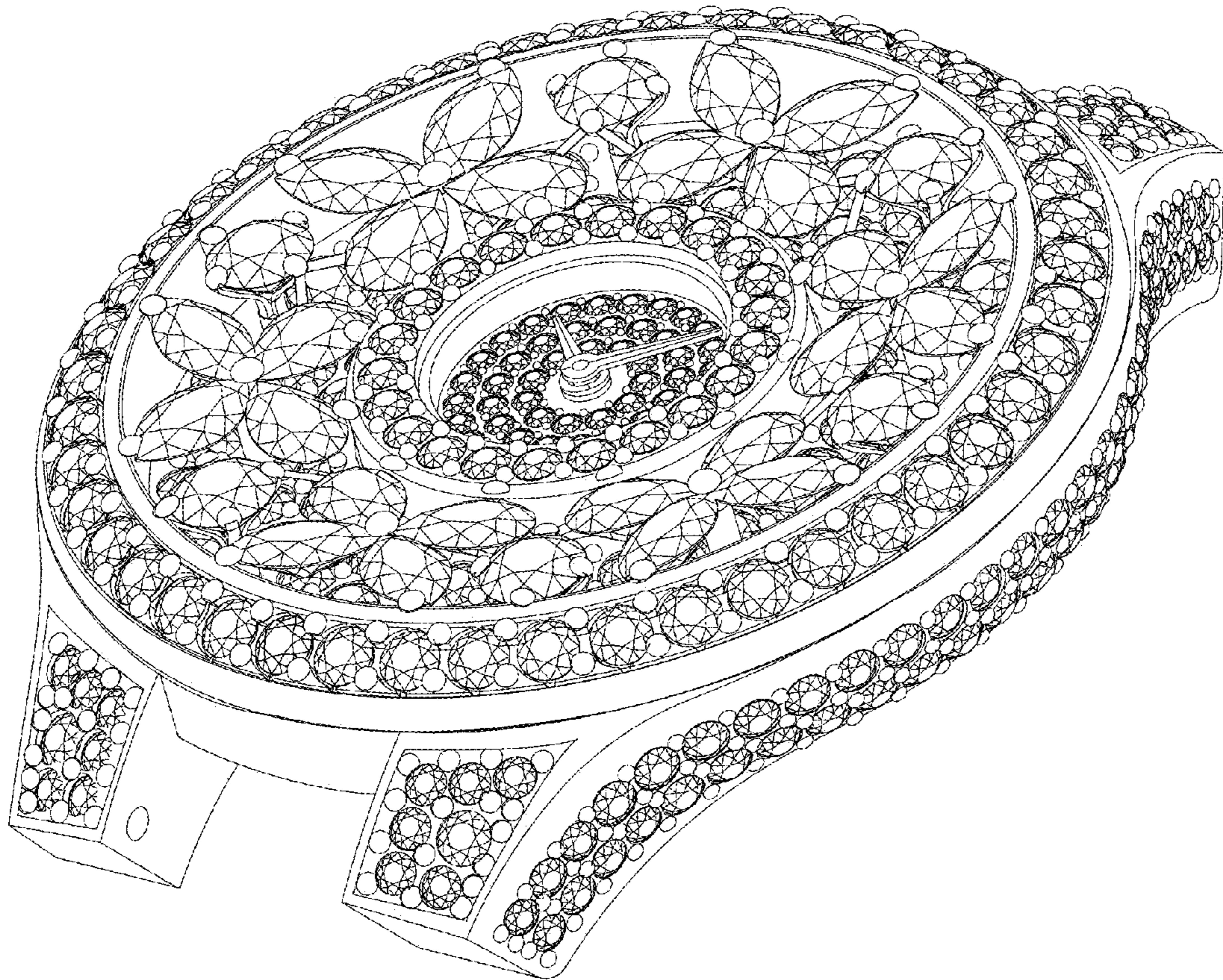


FIG. 7