



US00D677564S

(12) **United States Design Patent**
MacLean et al.

(10) **Patent No.:** **US D677,564 S**
(45) **Date of Patent:** **** Mar. 12, 2013**

(54) **CONTAINER**

(75) Inventors: **Eric Brian MacLean**, Appleton, WI (US); **Lindsay Marie Cardinal**, Cincinnati, OH (US); **Gregory Peter Dalea**, Hudson, OH (US); **Peter Brian Clarke**, Fairfield, CT (US); **James E. McCay**, Fairfield, CT (US); **John Philip Kalinowsky**, Danbury, CT (US); **Edmund Farmer**, Seymour, CT (US); **Ryan Vincent Lee**, Crest Hill, IL (US); **Todd Anton Stricker**, Geneva, IL (US); **Timothy D. Kleiber**, Olathe, KS (US); **Loius J. Young**, Raymore, MO (US)

(73) Assignee: **The J.M. Smucker Company**, Orrville, OH (US)

(**) Term: **14 Years**

(21) Appl. No.: **29/388,208**

(22) Filed: **Mar. 25, 2011**

(51) **LOC (9) Cl.** **09-03**

(52) **U.S. Cl.** **D9/424**

(58) **Field of Classification Search** D9/414, D9/419, 423, 424, 425, 430, 431, 432, 761; D7/538, 549, 550.1; 206/499, 508, 557, 206/501; 220/23.4, 23.6, 315, 318, 500, 220/659, 669, 675, 696, 752, 760, 790, 793, 220/326, 254.3, 784, 792, 771; 229/105, 229/117.09, 117.26, 189, 406, 407, 902, 229/905, 915.1

See application file for complete search history.

(56) **References Cited**

U.S. PATENT DOCUMENTS

D254,831 S * 4/1980 Smith D7/540

Primary Examiner — Stella Reid

Assistant Examiner — Lauren Calve

(74) *Attorney, Agent, or Firm* — Calfee, Halter & Griswold LLP

(57) **CLAIM**

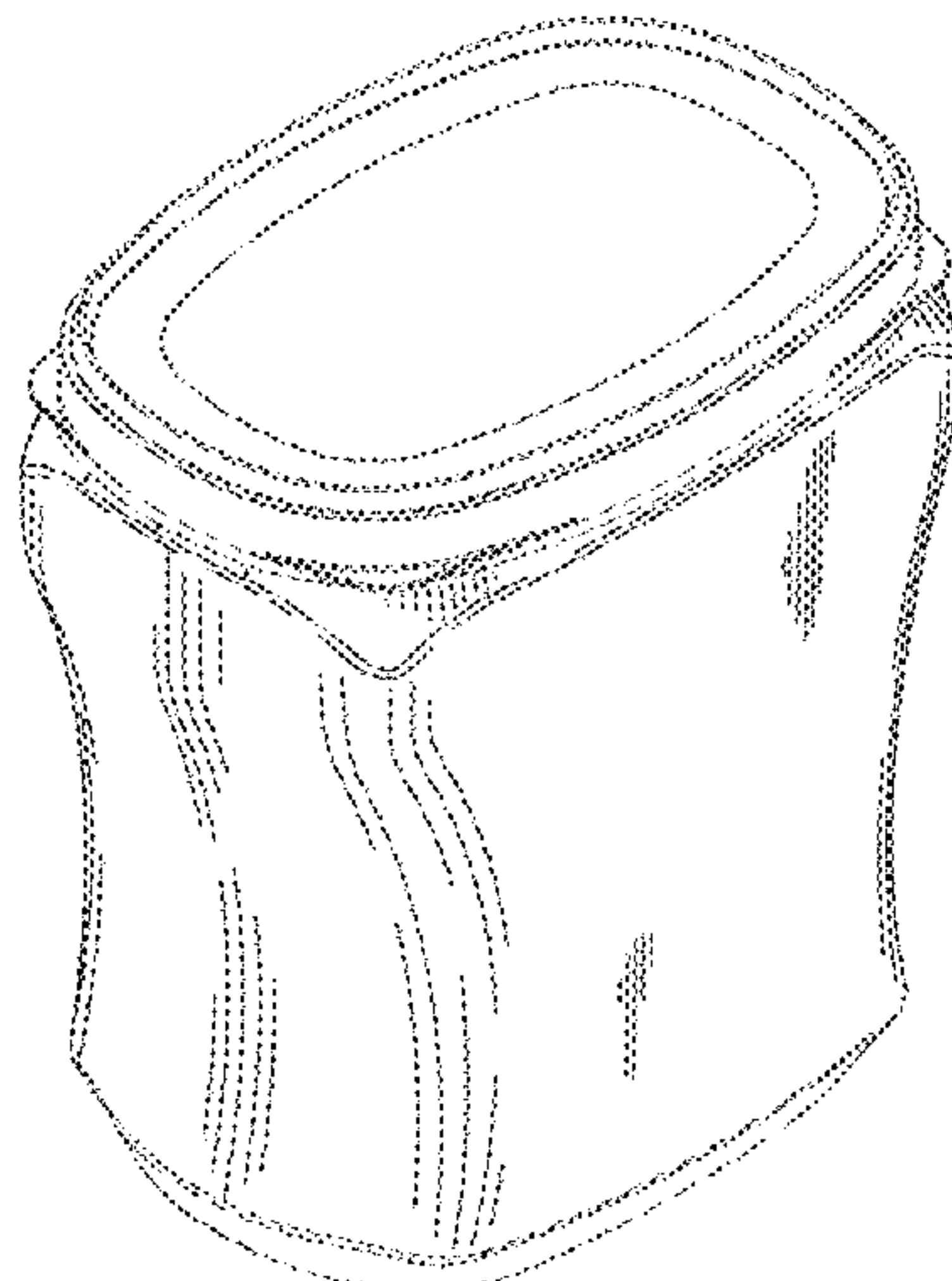
We claim the ornamental design for a container, as shown and described.

DESCRIPTION

FIG. 1 is a front/right/top perspective view of a container according to a first exemplary embodiment; FIG. 2 is a front/left/bottom perspective view thereof; FIG. 3 is a front elevational view thereof, for which the rear elevational view would be identical; FIG. 4 is a right side elevational view thereof; for which the left side elevational view would be identical; FIG. 5 is a top plan view thereof; FIG. 6 is a bottom plan view thereof; FIG. 7 is an exploded front elevational view of the container shown in FIG. 1 with the lid removed from the body of the container, for which the rear elevational view would be identical; FIG. 8 is a top plan view of the container shown in FIG. 1 with the lid removed; FIG. 9 is a front/right/top perspective view of a container according to a second exemplary embodiment; FIG. 10 is a front/left/bottom perspective view thereof; FIG. 11 is a front elevational view thereof, for which the rear elevational view would be identical; FIG. 12 is a right side elevational view thereof; for which the left side elevational view would be identical; FIG. 13 is a top plan view thereof; FIG. 14 is a bottom plan view thereof; FIG. 15 is an exploded front elevational view of the container shown in FIG. 9 with the lid removed from the body of the container, for which the rear elevational view would be identical; and, FIG. 16 is a top plan view of the container shown in FIG. 9 with the lid removed.

The broken lines immediately adjacent the shaded areas represent the bounds of the claimed designs, while all other broken lines are directed to environment and are for illustrative purposes only; the broken lines form no part of the claimed design.

1 Claim, 14 Drawing Sheets



US D677,564 S

Page 2

U.S. PATENT DOCUMENTS					
D413,231	S	8/1999 Loew et al.	7,594,588	B2 *	9/2009 Auer 220/326
6,032,823	A	3/2000 Bacon	D604,502	S *	11/2009 Lee et al. D3/203.2
D468,203	S *	1/2003 Gittins et al. D9/430	D606,737	S *	12/2009 Lee et al. D3/203.2
D473,140	S	4/2003 Gilliam et al.	7,644,829	B2	1/2010 Little et al.
D478,819	S	8/2003 Pfaeffli et al.	D624,817	S *	10/2010 Fisher et al. D9/432
D504,318	S	4/2005 Lane et al.	D646,966	S *	10/2011 Gill et al. D9/424
D505,331	S	5/2005 Lane et al.	8,042,704	B2 *	10/2011 Borowski et al. 220/574.1
6,889,866	B2	5/2005 Gilliam et al.	2002/0017502	A1 *	2/2002 Renz 215/384
D537,366	S	2/2007 Pedersen	2005/0173442	A1	8/2005 Gilliam et al.
D543,860	S	6/2007 Pacente et al.	2006/0207963	A1	9/2006 Little et al.
D553,980	S	10/2007 VerWeyst et al.	2007/0145001	A1	6/2007 Tilton
D568,739	S	5/2008 Darr	2008/0173657	A1	7/2008 Perry et al.
D582,292	S	12/2008 Short et al.	2011/0006066	A1 *	1/2011 Vandamme et al. 220/315
D582,783	S *	12/2008 Little et al. D9/556	2012/0145584	A1 *	6/2012 Metzger et al. 206/524.8

* cited by examiner

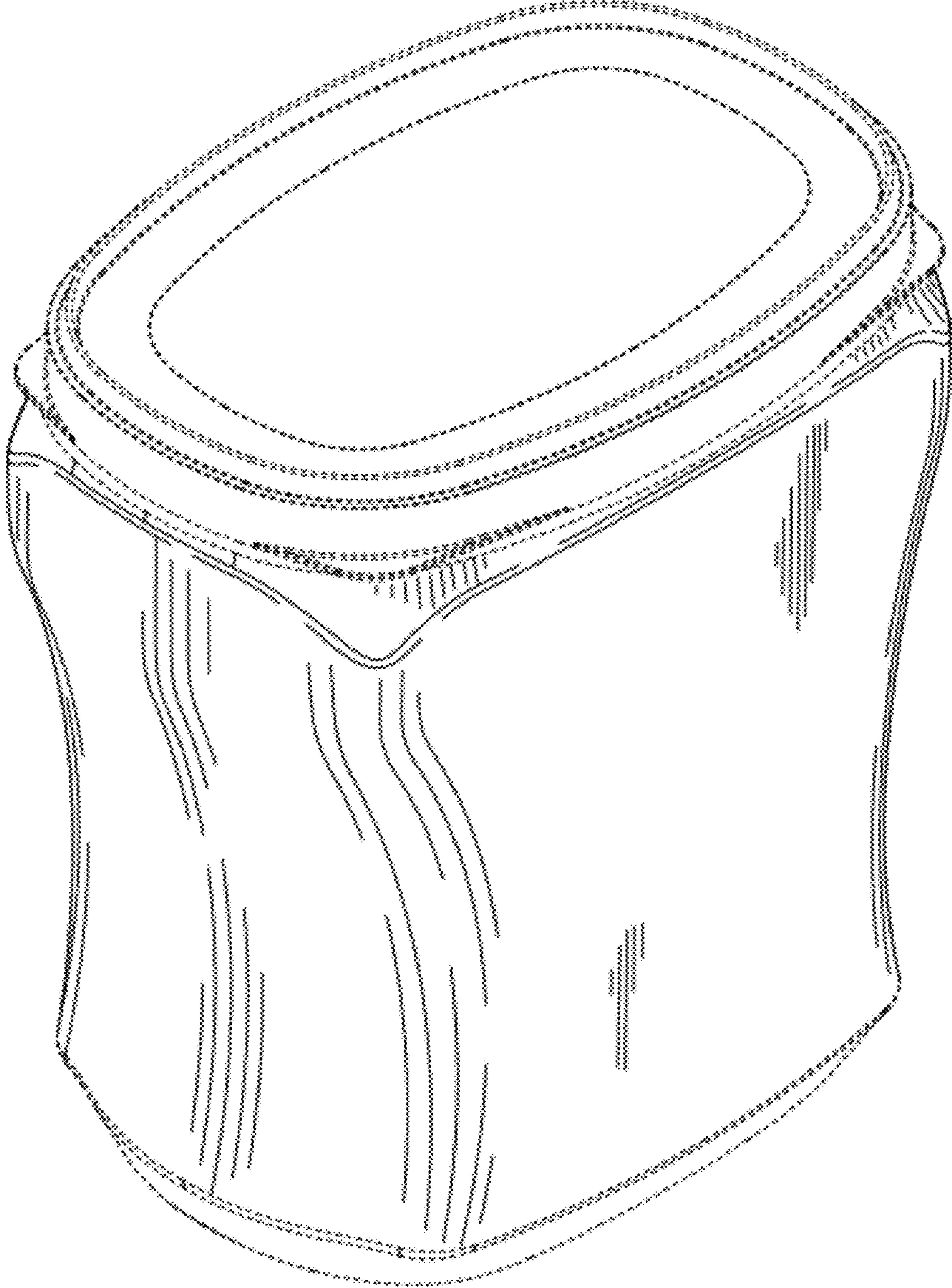


Fig. 1




Fig. 2

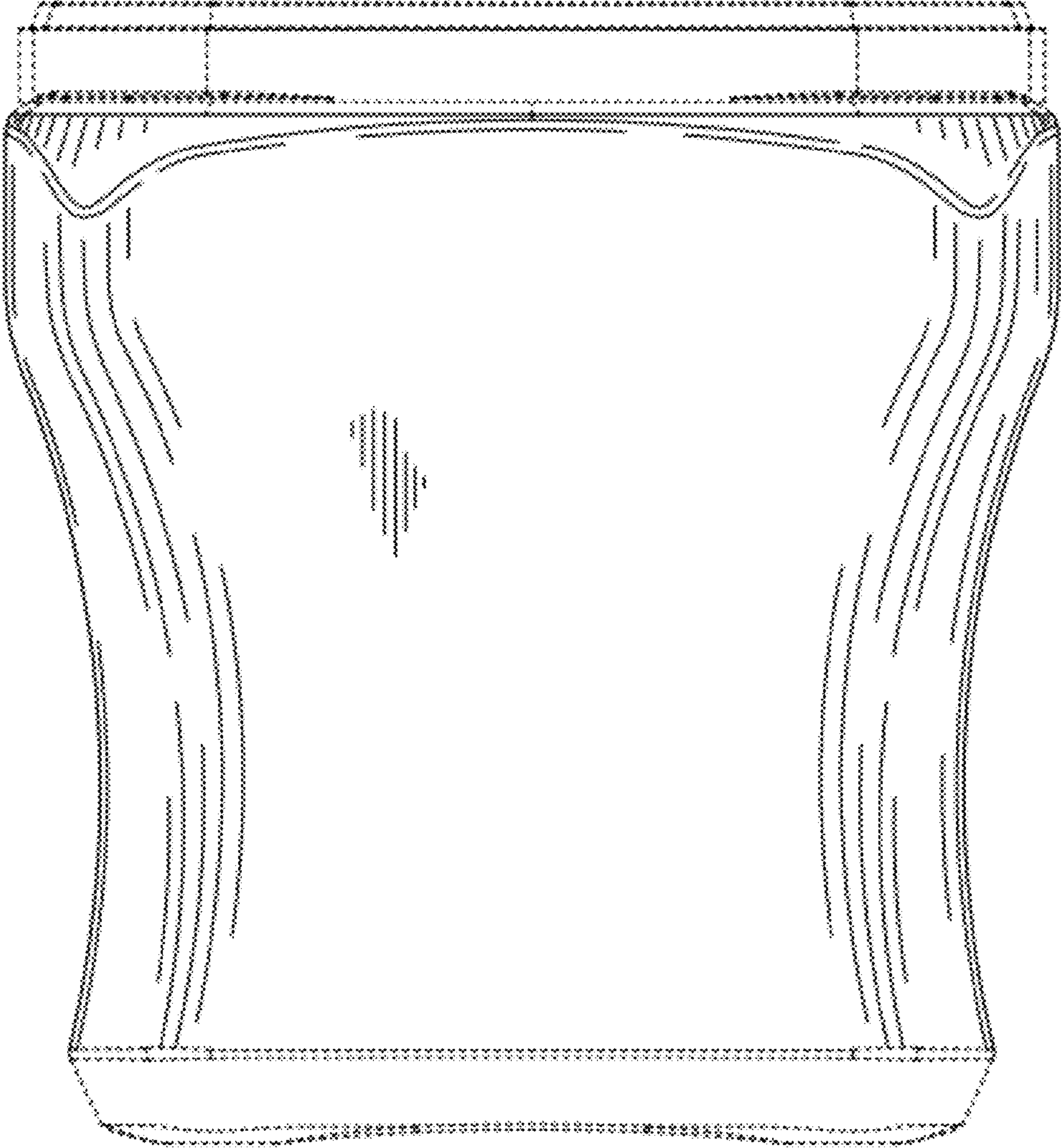


Fig. 3

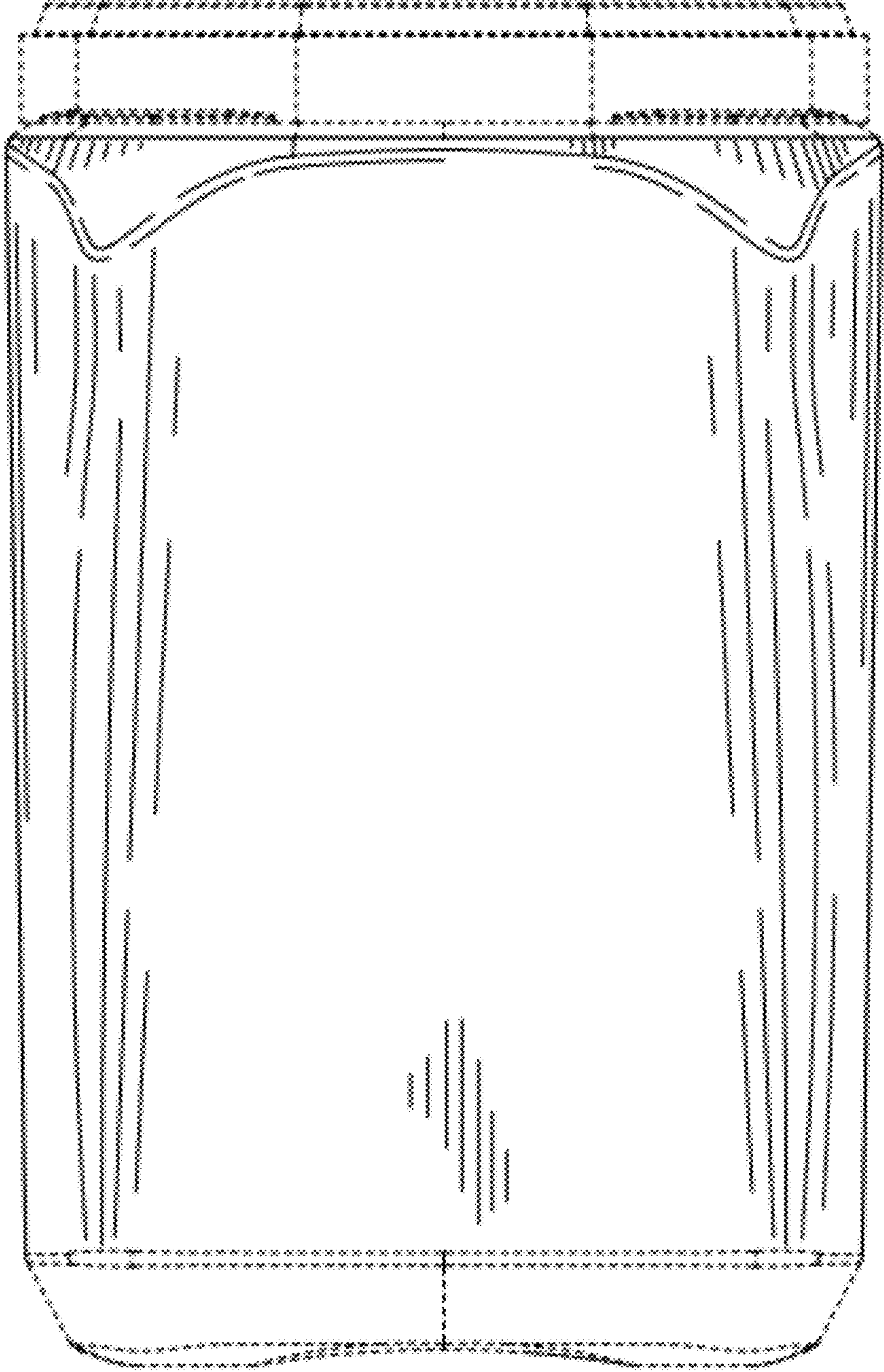


Fig. 4

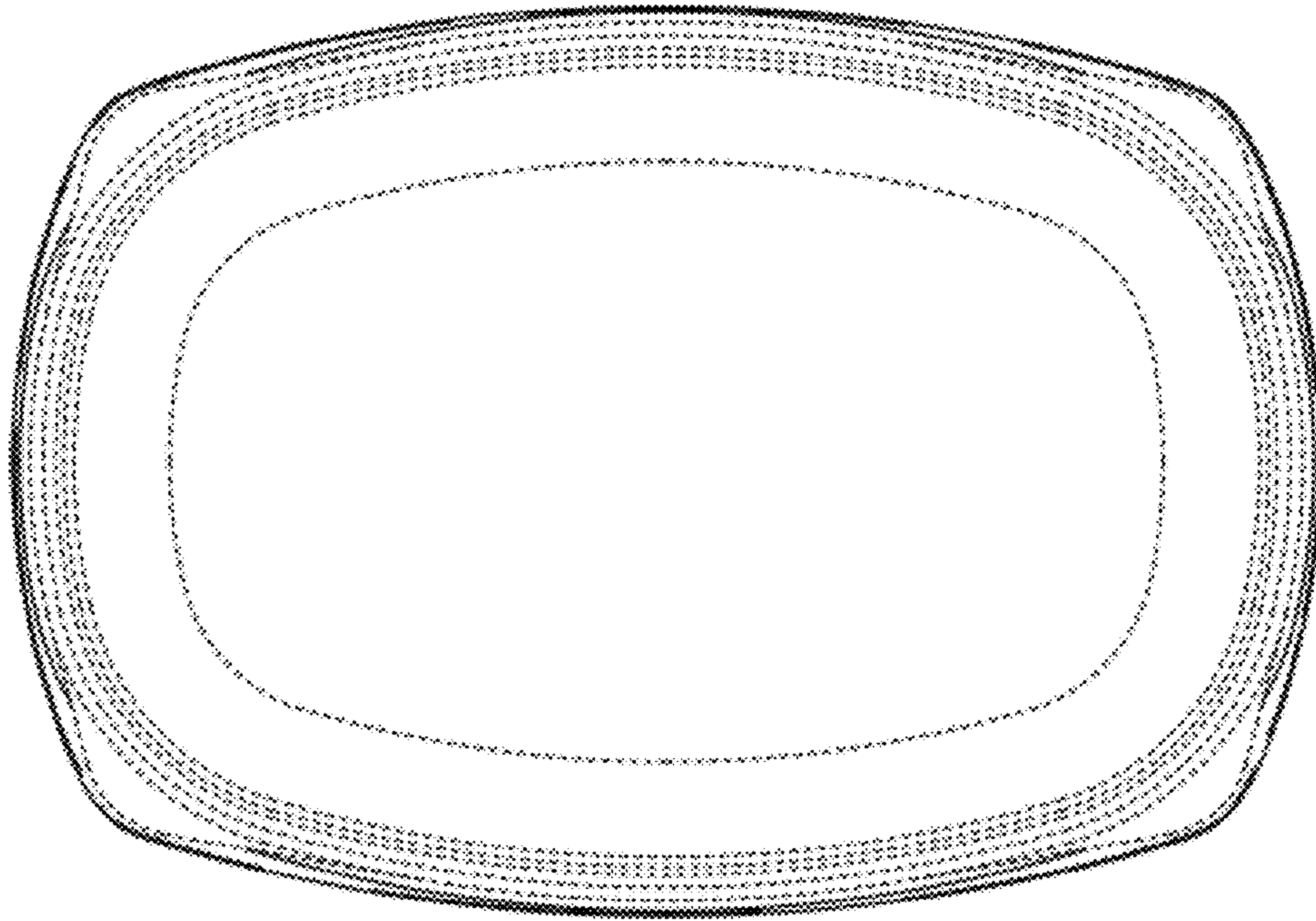


Fig. 5

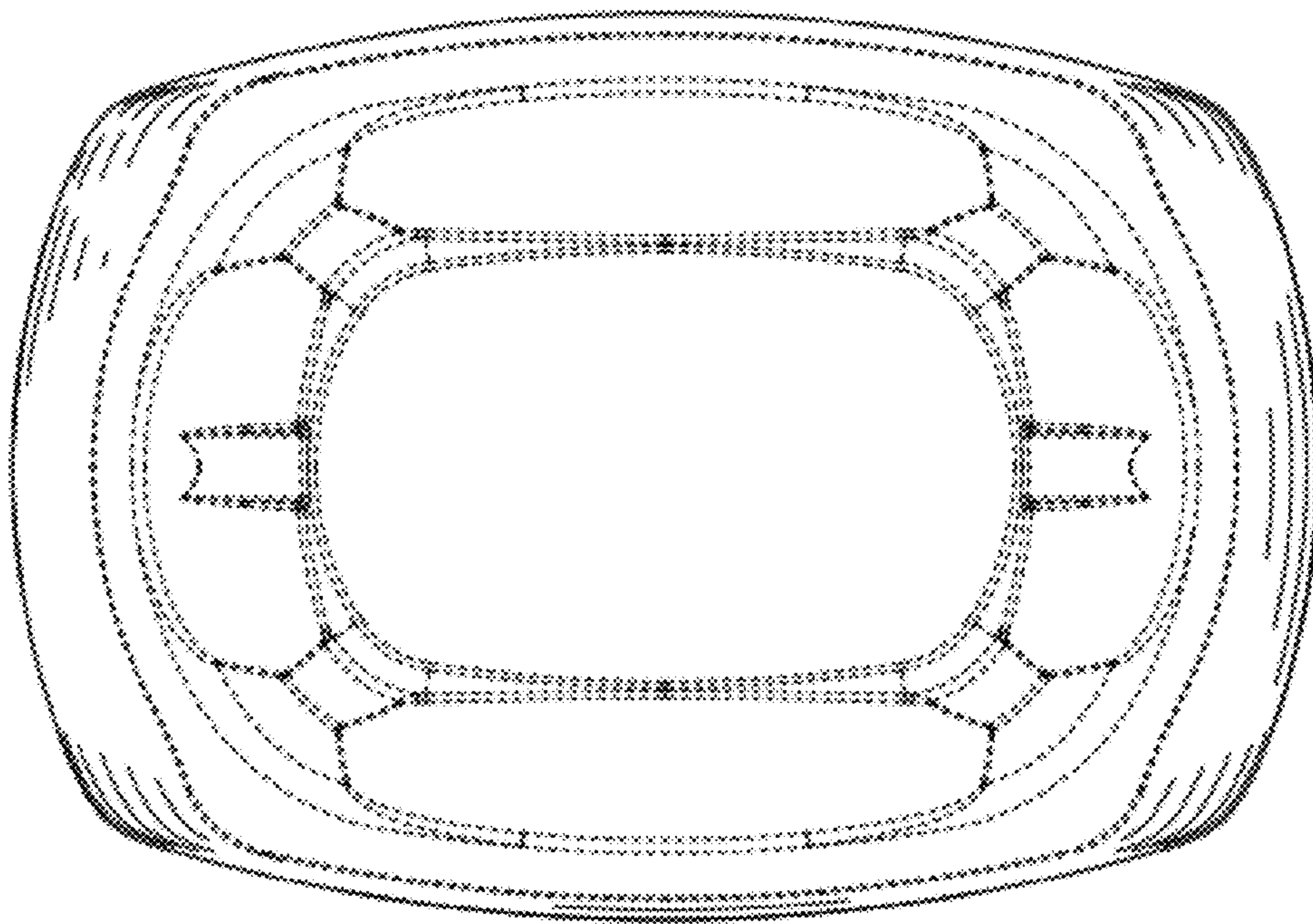


Fig. 6




Fig. 7

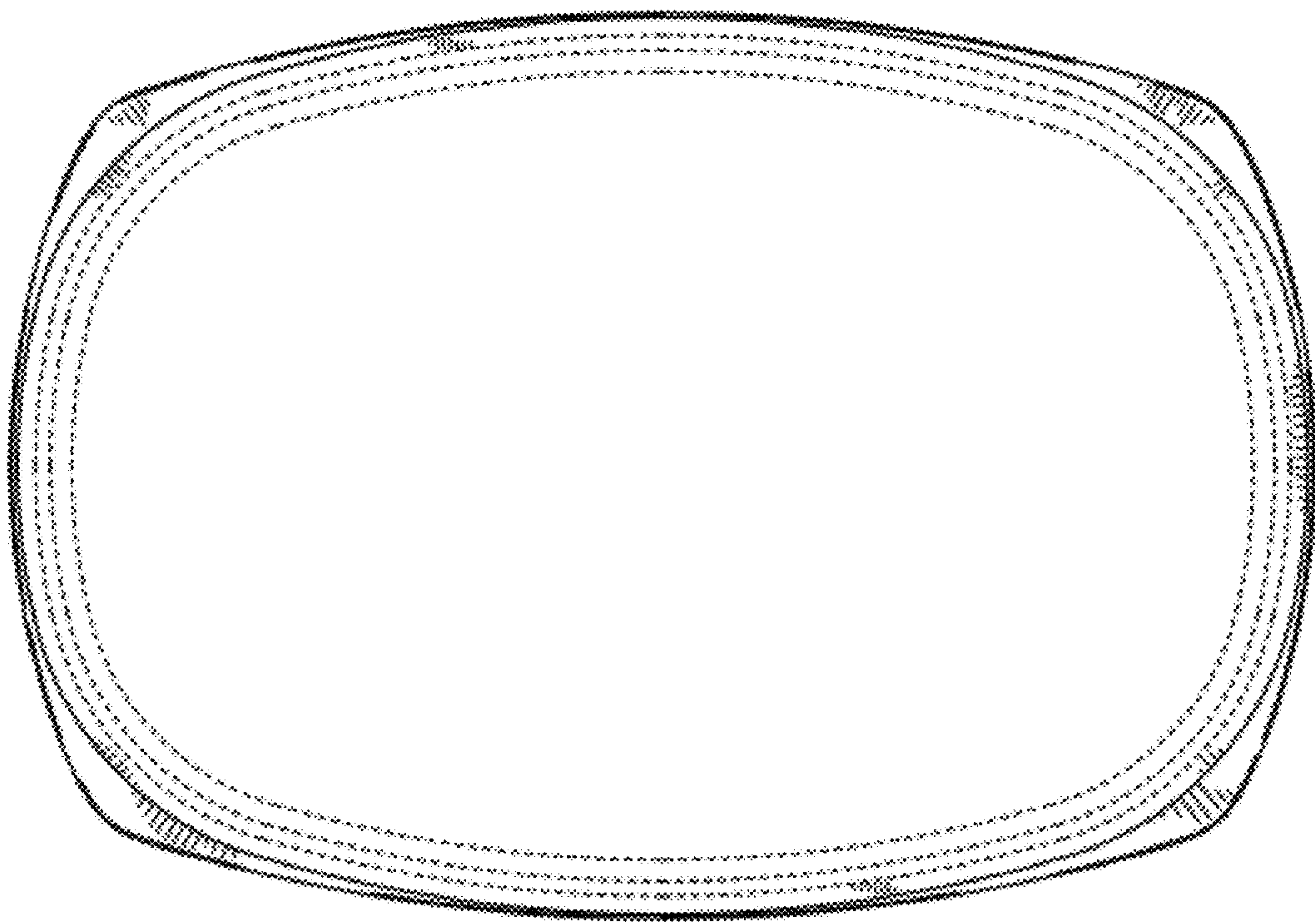


Fig. 8

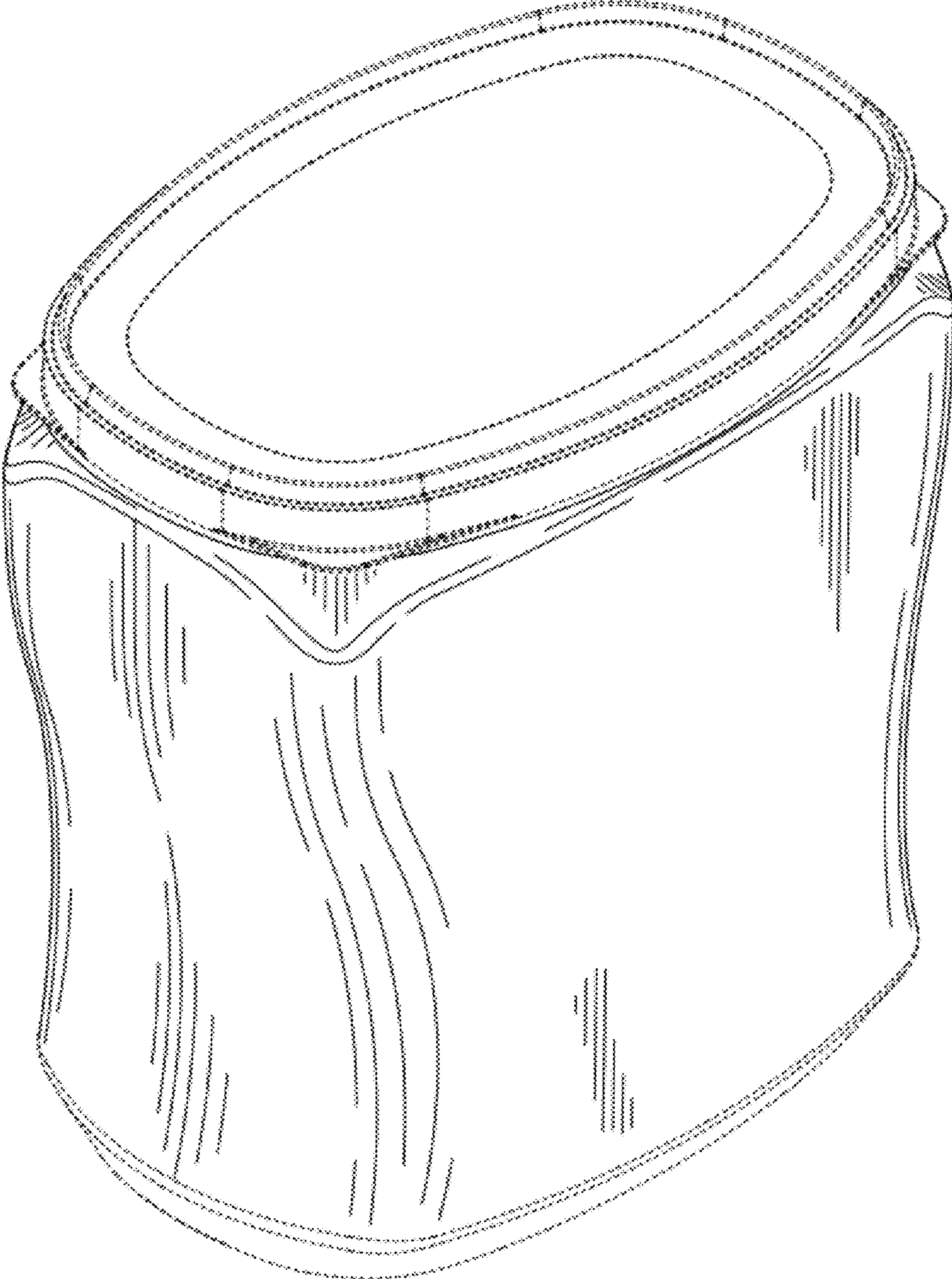


Fig. 9




Fig. 10

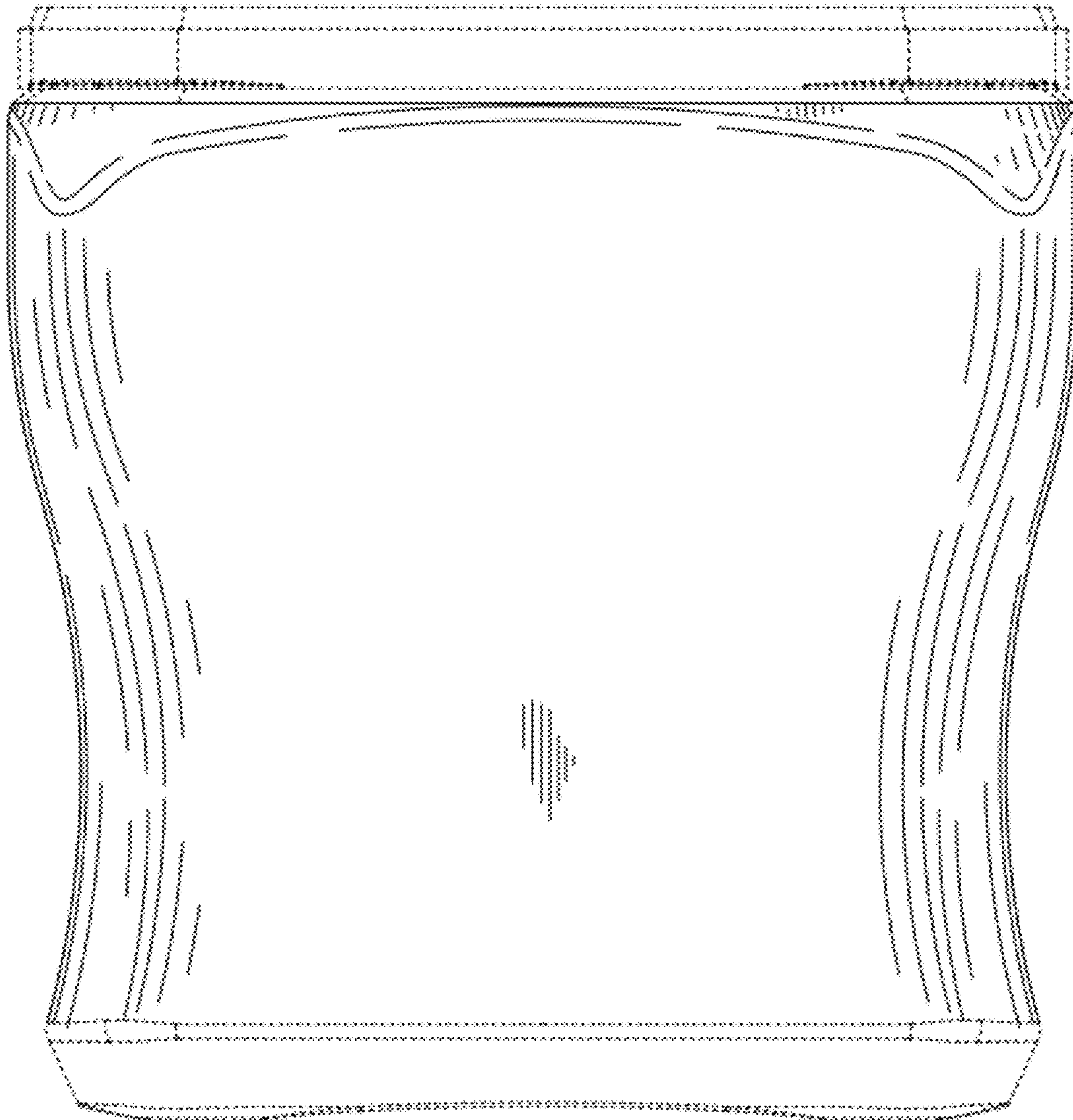


Fig. 11




Fig. 12

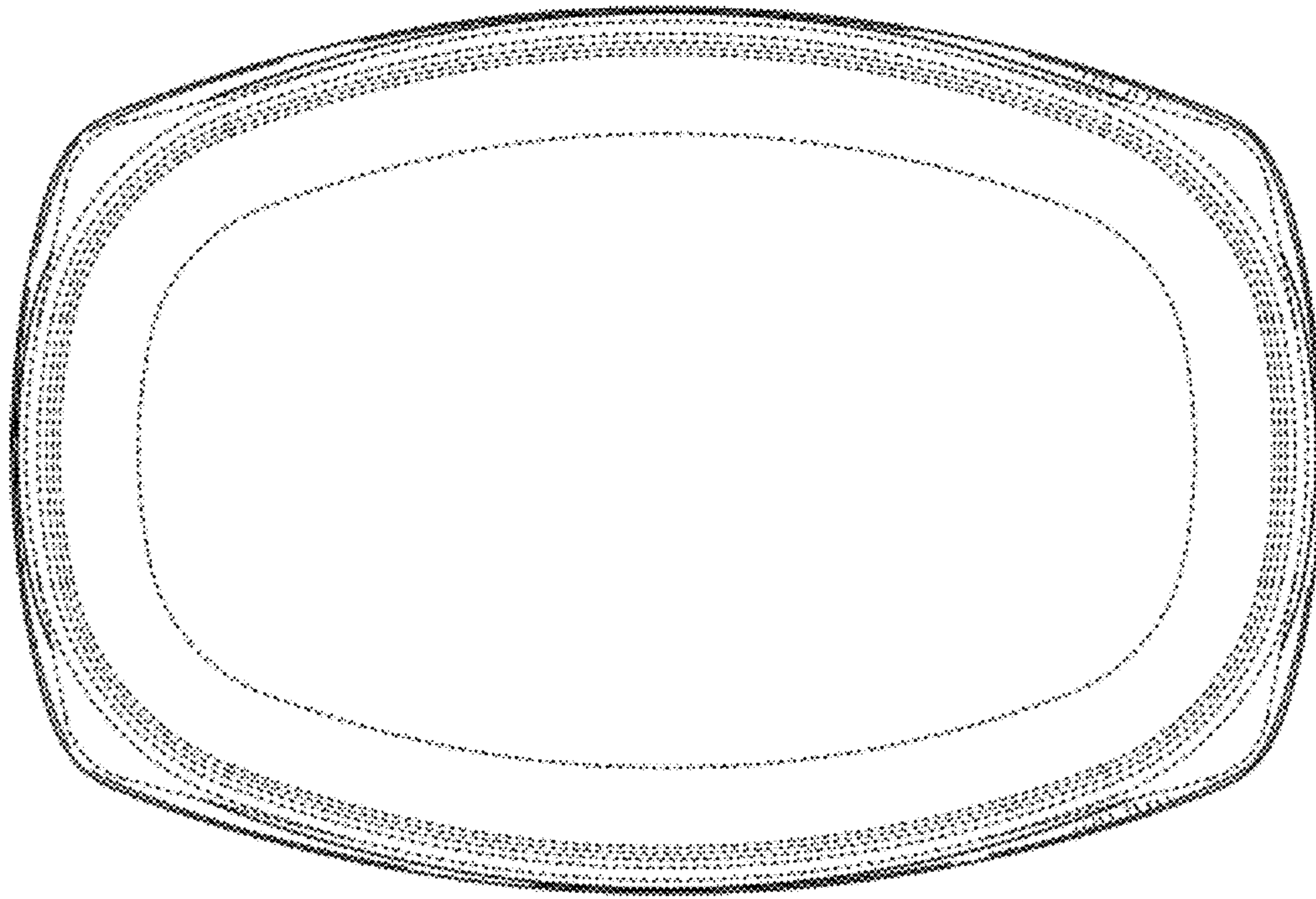


Fig. 13

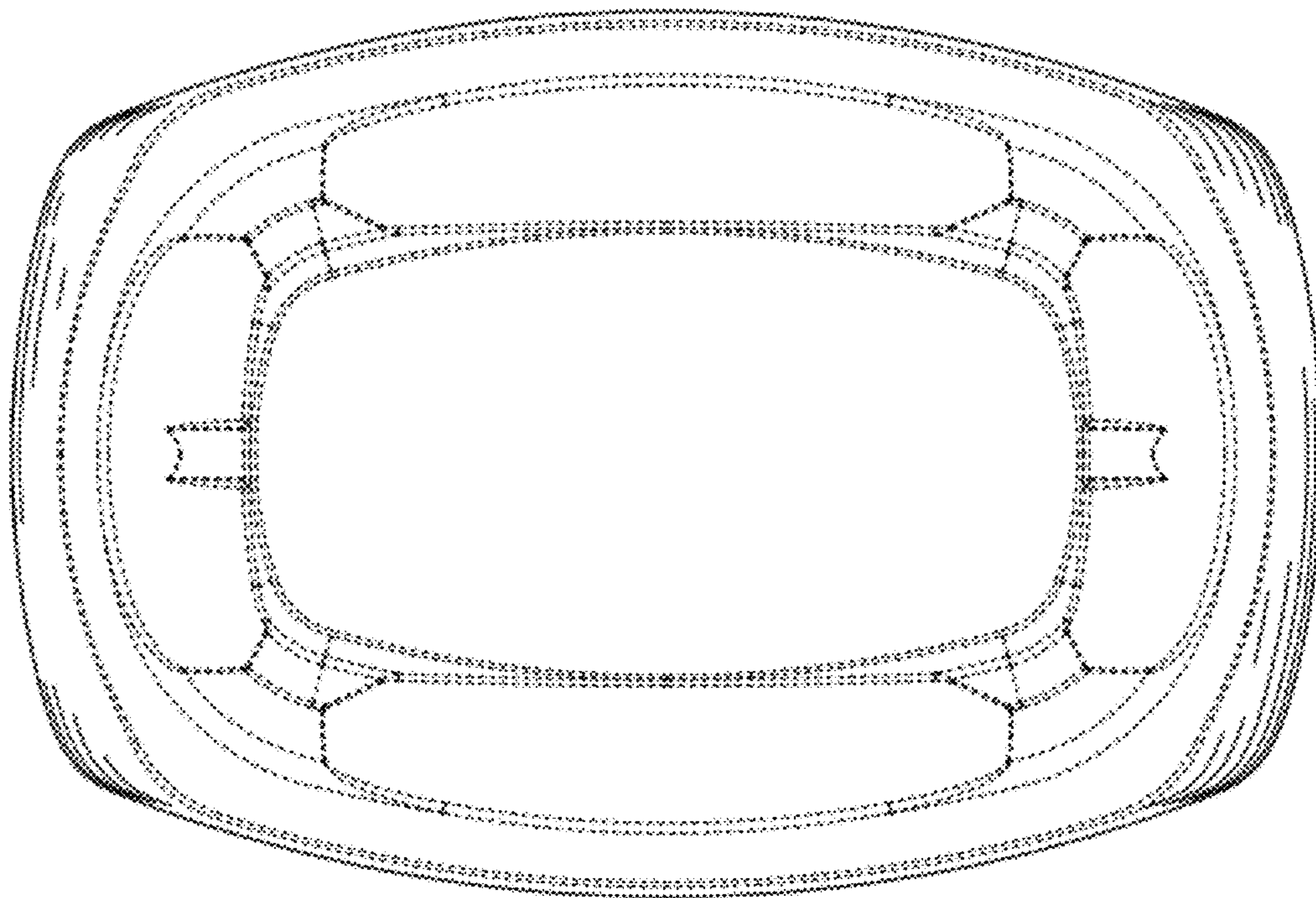


Fig. 14




Fig. 15

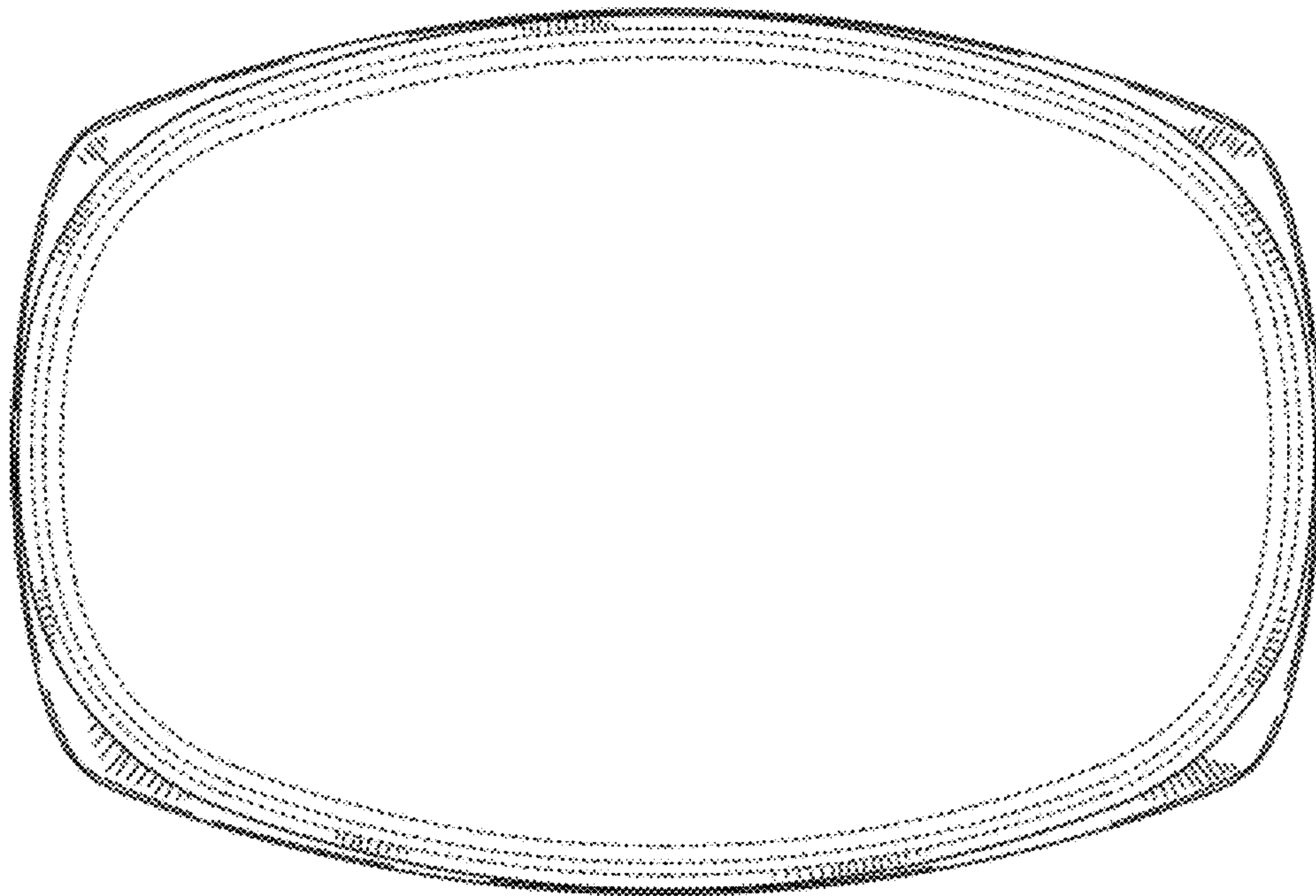


Fig. 16

UNITED STATES PATENT AND TRADEMARK OFFICE
Certificate

Patent No. D. 677,564 S

Patented: March 12, 2013

On petition requesting issuance of a certificate for correction of inventorship pursuant to 35 U.S.C. 256, it has been found that the above identified patent, through error and without any deceptive intent, improperly sets forth the inventorship.

Accordingly, it is hereby certified that the correct inventorship of this patent is: Eric Brian MacLean, Appleton, WI (US); Lindsay Marie Cardinal, Cincinnati, OH (US); Gregory Peter Dalea, Hudson, OH (US); Peter Brian Clarke, Fairfield, CT (US); James E. McCay, Fairfield, CT (US); John Philip Kalinowsky, Danbury, CT (US); Edmund Farmer, Seymour, CT (US); Ryan Vincent Lee, Crest Hill, IL (US); and Todd Anton Stricker, Geneva, IL (US).

Signed and Sealed this First Day of October 2013.

STELLA M. REID
Supervisory Patent Examiner
Art Unit 2912
Technology Center 2900