

US00D677546S

(12) **United States Design Patent**
Zhou et al.

(10) **Patent No.:** **US D677,546 S**
(45) **Date of Patent:** **** Mar. 12, 2013**

- (54) **OSCILLATING TOOL WORKING ATTACHMENT**
- (75) Inventors: **Hongtao Zhou**, Nanjing (CN); **Li Xing**, Nanjing (CN); **Baijun Zhang**, Nanjing (CN)
- (73) Assignee: **Chervon (HK) Limited**, Hong Kong (HK)
- (**) Term: **14 Years**
- (21) Appl. No.: **29/396,463**
- (22) Filed: **Jun. 30, 2011**
- (30) **Foreign Application Priority Data**

Jun. 15, 2011 (CN) 2011 3 0172710
 Jun. 15, 2011 (CN) 2011 3 0172736
 Jun. 15, 2011 (CN) 2011 3 0172737

- (51) **LOC (9) Cl.** **08-05**
- (52) **U.S. Cl.** **D8/70; D8/20**
- (58) **Field of Classification Search** D8/20, D8/29.7, 86; D10/64; D15/138; 83/699.51, 83/697, 522.11; 81/438, 121.1; 125/15; 403/24, 359.1, 44, 356; 474/199, 162, 156; 451/342, 442, 548; 606/176, 178; 279/141, 279/143, 144
 See application file for complete search history.

(56) **References Cited**

U.S. PATENT DOCUMENTS

D29,766 S *	12/1898	White	D15/138
1,824,991 A *	9/1931	Gribbie	411/165
1,846,273 A *	2/1932	Olson	411/165
2,445,978 A *	7/1948	Stellin	411/404
3,054,321 A *	9/1962	Macchia	411/403
3,596,527 A *	8/1971	Den Besten	474/156
3,685,367 A *	8/1972	Dawson	198/834

D406,223 S *	3/1999	Tran	D8/70
7,484,440 B2 *	2/2009	Wright	81/121.1
7,695,352 B2 *	4/2010	Schumacher	451/342
D646,539 S *	10/2011	Maras	D8/70
D651,062 S *	12/2011	Wackwitz	D8/70
D651,499 S *	1/2012	Tong	D8/70
D651,874 S *	1/2012	Davidian et al.	D8/20
D651,875 S *	1/2012	Davidian et al.	D8/20
D651,876 S *	1/2012	Davidian et al.	D8/20
D651,877 S *	1/2012	Davidian et al.	D8/20
D651,878 S *	1/2012	Davidian et al.	D8/20
D652,274 S *	1/2012	Davidian et al.	D8/20
2010/0056029 A1 *	3/2010	Grunikiewicz	451/442
2011/0076927 A1 *	3/2011	Ho	451/342
2011/0227300 A1 *	9/2011	Zhang et al.	279/143
2011/0277611 A1 *	11/2011	Chen et al.	83/699.51
2011/0316242 A1 *	12/2011	Zhang et al.	279/143
2012/0045978 A1 *	2/2012	Mueller	451/548
2012/0186413 A1 *	7/2012	Schroeder	83/697

* cited by examiner

Primary Examiner — Philip S Hyder

Assistant Examiner — John T Applewhite

(74) *Attorney, Agent, or Firm* — Greenberg Traurig, LLP

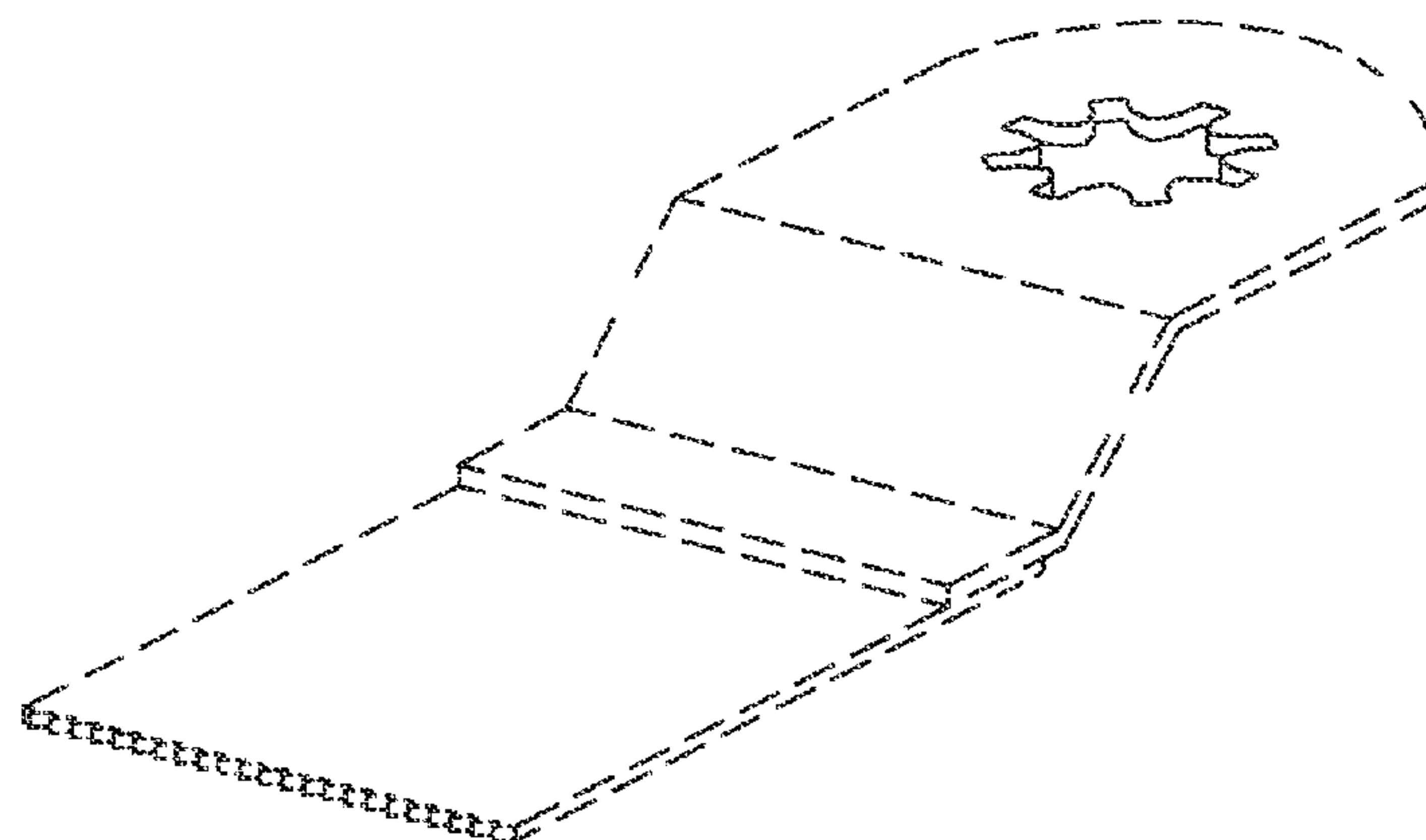
(57) **CLAIM**

What is claimed is the ornamental design for an oscillating tool working attachment, as shown and described.

DESCRIPTION

FIG. 1 is a top plan view of an oscillating tool working attachment showing my new design;
 FIG. 2 is a magnified view of area "A" of the working attachment shown in FIG. 1;
 FIG. 3 is a bottom plan view of the working attachment shown in FIG. 1; and,
 FIG. 4 is a perspective view of the oscillating tool working attachment shown in FIG. 1.
 The elements shown in dotted lines are provided for illustrative purposes only and form no part of the design claimed.

1 Claim, 2 Drawing Sheets



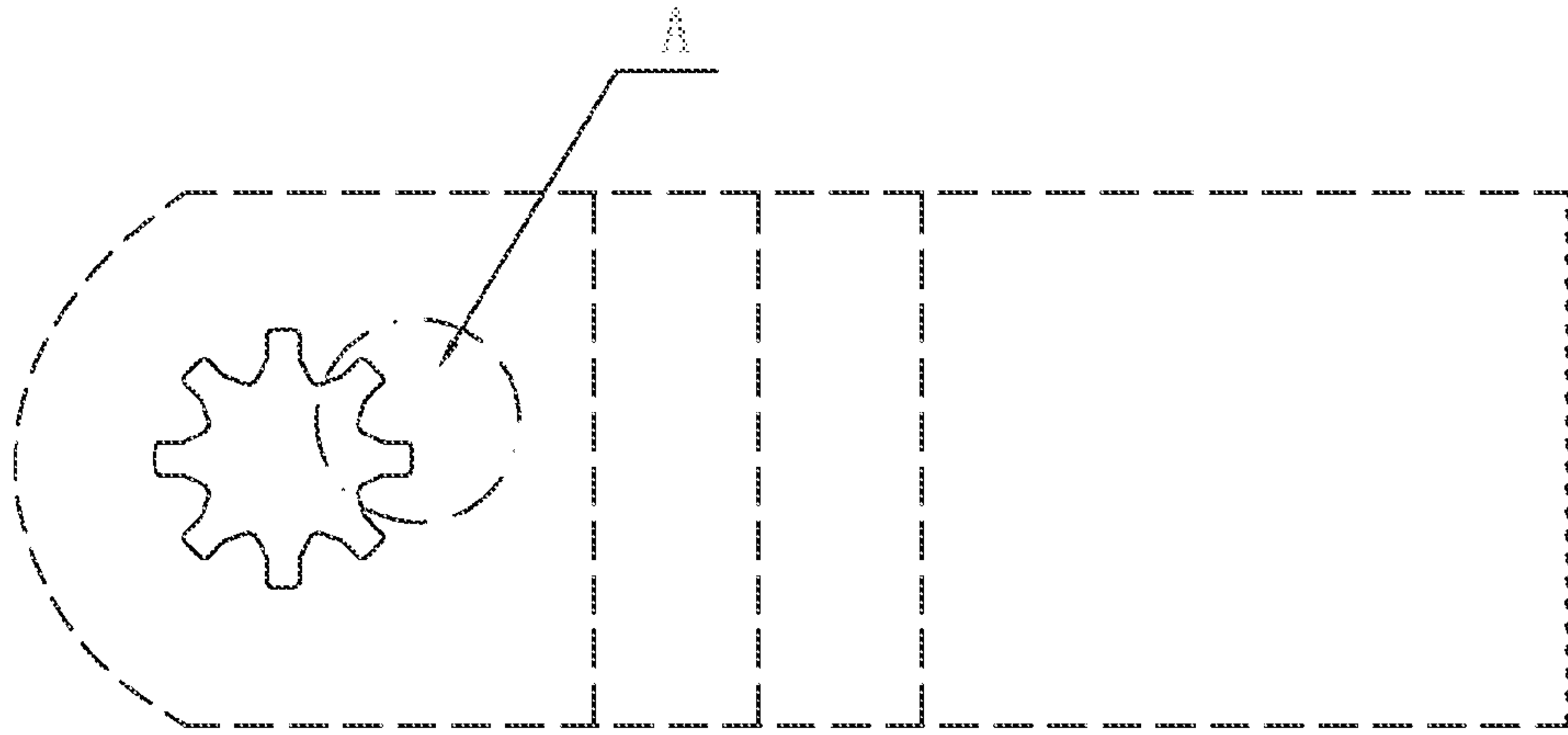


Fig. 1

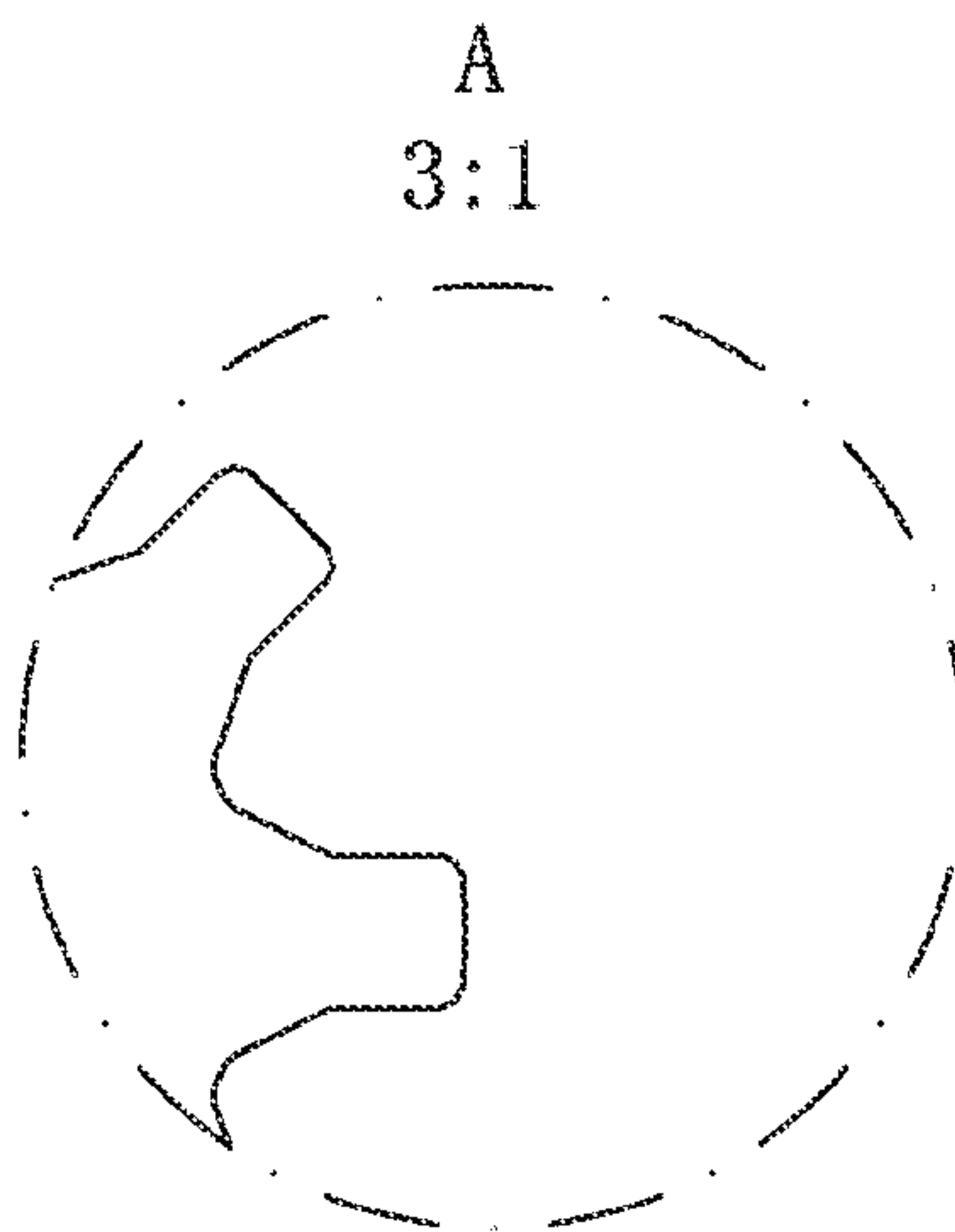


Fig. 2

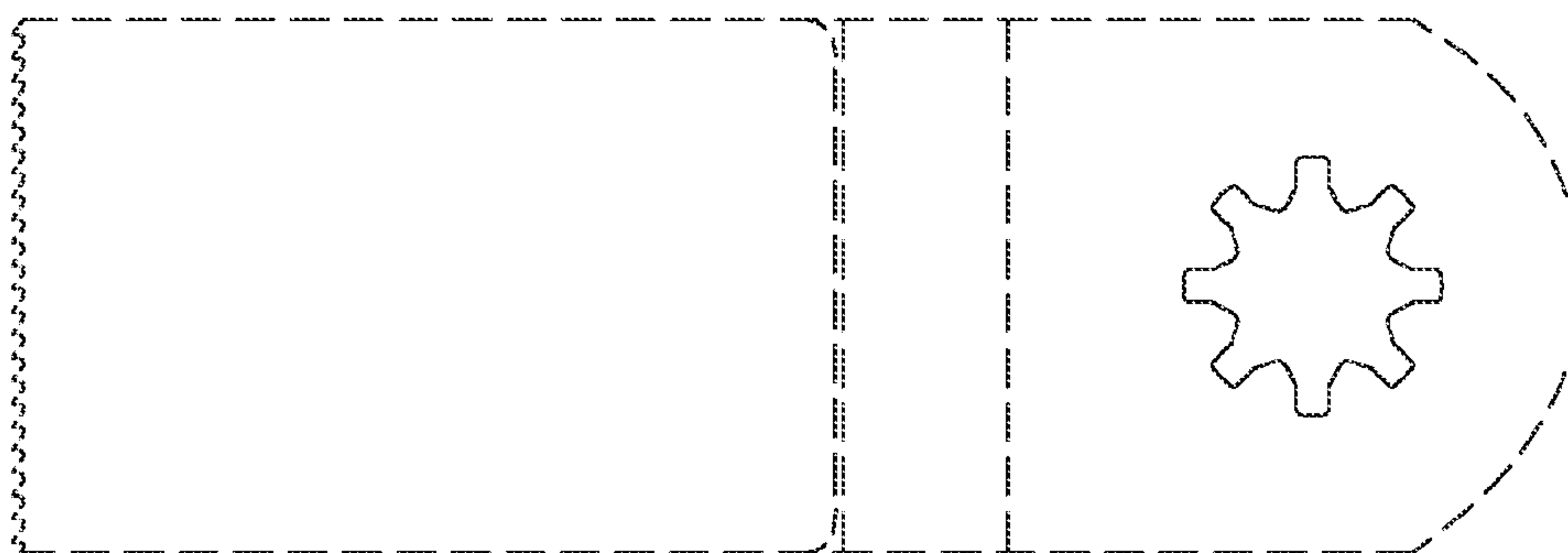


Fig. 3

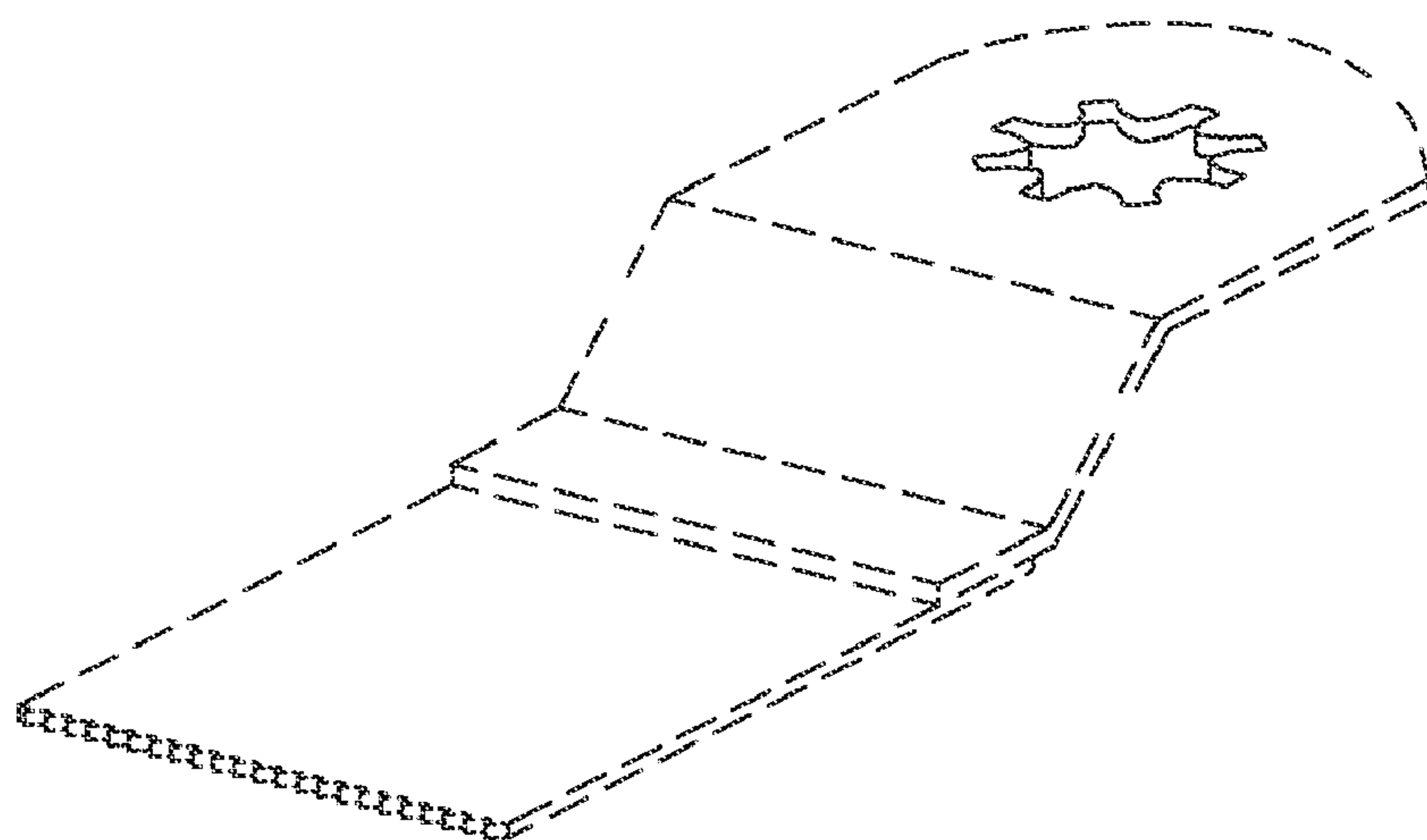


Fig. 4