



US00D677538S

(12) **United States Design Patent**  
**Hasegawa**

(10) **Patent No.:** **US D677,538 S**  
(45) **Date of Patent:** **\*\* Mar. 12, 2013**

(54) **PAIR OF SCISSORS**

(75) Inventor: **Katsumi Hasegawa, Seki (JP)**

(73) Assignee: **Kai R&D Center Co., Ltd., Gifu-ken (JP)**

(\*\*) Term: **14 Years**

(21) Appl. No.: **29/403,766**

(22) Filed: **Oct. 11, 2011**

(30) **Foreign Application Priority Data**

Apr. 12, 2011 (JP) ..... 2011-008379

(51) **LOC (9) Cl.** ..... **08-03**

(52) **U.S. Cl.** ..... **D8/57**

(58) **Field of Classification Search** ..... D8/4, 5,  
D8/51-58, 105, 107; D21/532; D27/195;  
D28/44, 57; D7/693; D24/148; 30/131,  
30/195, 229, 194, 230-235, 268, 350, 254-258;  
7/135, 136

See application file for complete search history.

(56) **References Cited**

**U.S. PATENT DOCUMENTS**

3,869,792	A *	3/1975	Laurenti	30/254
D238,245	S *	12/1975	Backstrom	D8/57
D248,534	S *	7/1978	Backstrom et al.	D8/5
D259,853	S *	7/1981	Machida	D8/57
D267,309	S *	12/1982	Linden	D8/57
D267,773	S *	2/1983	Linden	D8/57
D272,227	S *	1/1984	Linden et al.	D8/57
D272,228	S *	1/1984	Linden	D8/57
D279,760	S *	7/1985	Asano	D8/57
D296,757	S *	7/1988	Strack	D8/57
D304,801	S *	11/1989	Gingher	D8/57
D310,469	S *	9/1990	Dressler	D8/57
5,341,573	A *	8/1994	Linden et al.	30/254
D350,466	S *	9/1994	Ramsey et al.	D8/57
D353,087	S *	12/1994	Ramsey et al.	D8/57
D378,043	S *	2/1997	Ogura	D8/57
D393,193	S *	4/1998	Schneider et al.	D8/57
D398,210	S *	9/1998	Tanaka	D8/57

D409,064	S *	5/1999	Olix et al.	D8/57
6,000,138	A *	12/1999	Bornancini	30/232
6,158,128	A *	12/2000	Huff	30/254
D436,303	S *	1/2001	Pia	D8/57
D436,816	S *	1/2001	Lo	D8/57
D437,198	S *	2/2001	Lo	D8/57
D443,490	S *	6/2001	Bornancini	D8/57
D460,671	S *	7/2002	Chan	D8/57
D472,121	S *	3/2003	Wolff	D8/57
D532,268	S *	11/2006	McLean	D8/57
D543,817	S *	6/2007	McLean	D8/57
D544,765	S *	6/2007	Peterson et al.	D7/693
D631,716	S *	2/2011	Roberts et al.	D8/57

**FOREIGN PATENT DOCUMENTS**

JP	533481	6/1980
JP	948458	3/1996
JP	1010591	5/1998
JP	1019297	8/1998
JP	1019298	8/1998
JP	1209476	6/2004

\* cited by examiner

*Primary Examiner* — Deanna L Fluegeman

(74) *Attorney, Agent, or Firm* — Fish & Richardson P.C.

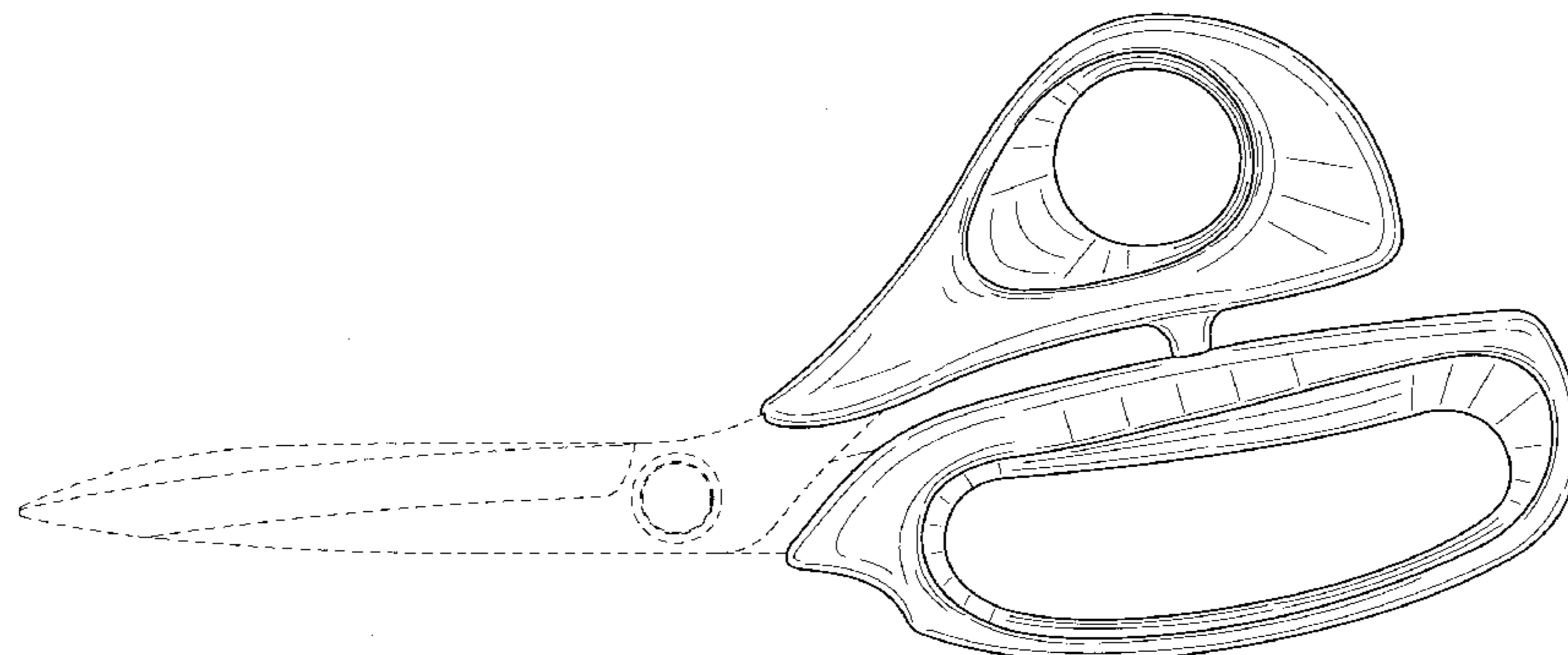
(57) **CLAIM**

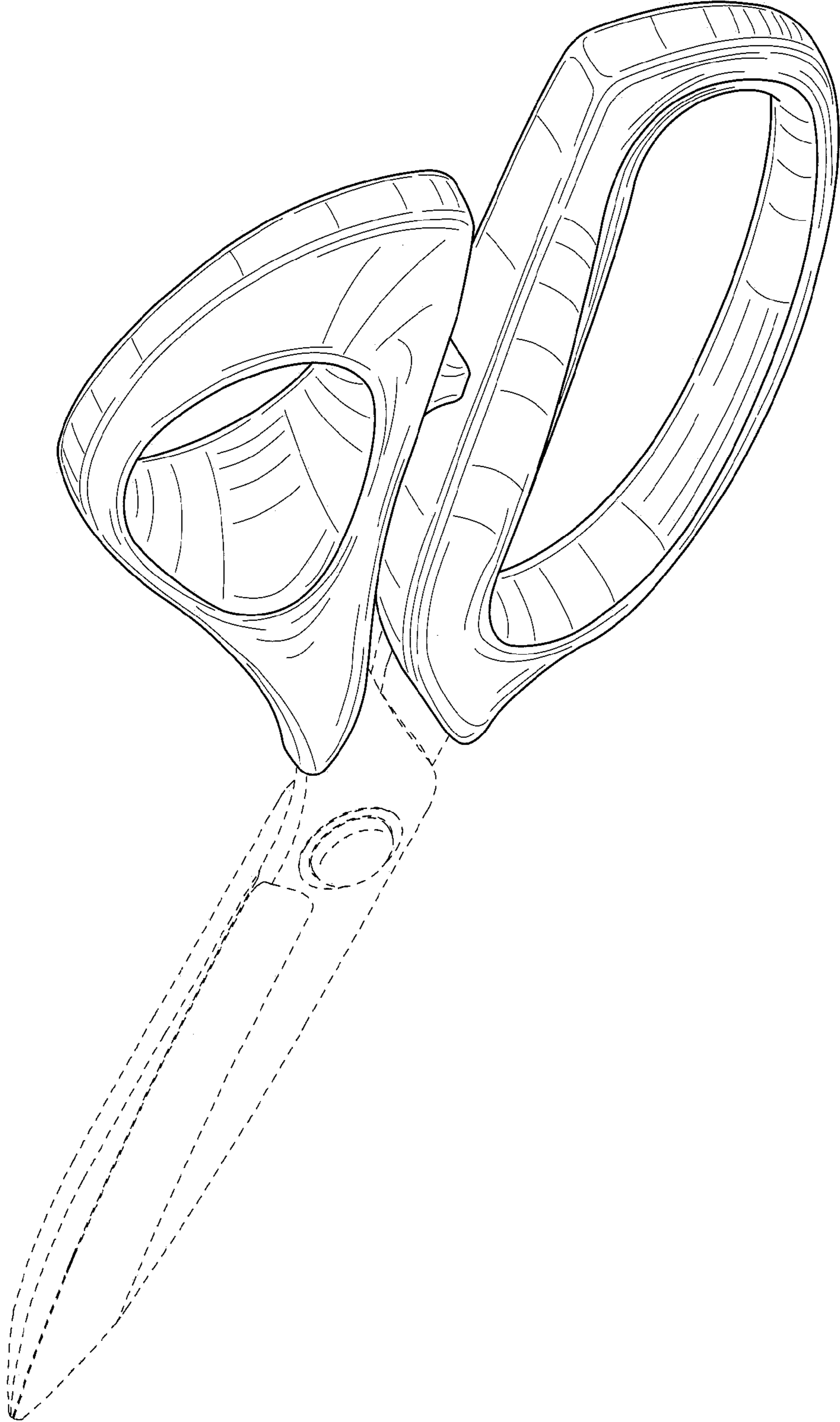
The ornamental design for a pair of scissors, as shown and described.

**DESCRIPTION**

FIG. 1 is a front, top, and right side perspective view of a pair of scissors showing my new design; FIG. 2 is a rear, bottom, and left side perspective view thereof; FIG. 3 is a front elevational view thereof; FIG. 4 is a rear elevational view thereof; FIG. 5 is a top plan view thereof; FIG. 6 is a bottom plan view thereof; FIG. 7 is a right side elevational view thereof; and, FIG. 8 is a left side elevational view thereof. The features shown in broken lines in the drawings depict environmental subject matter only and form no part of the claimed design.

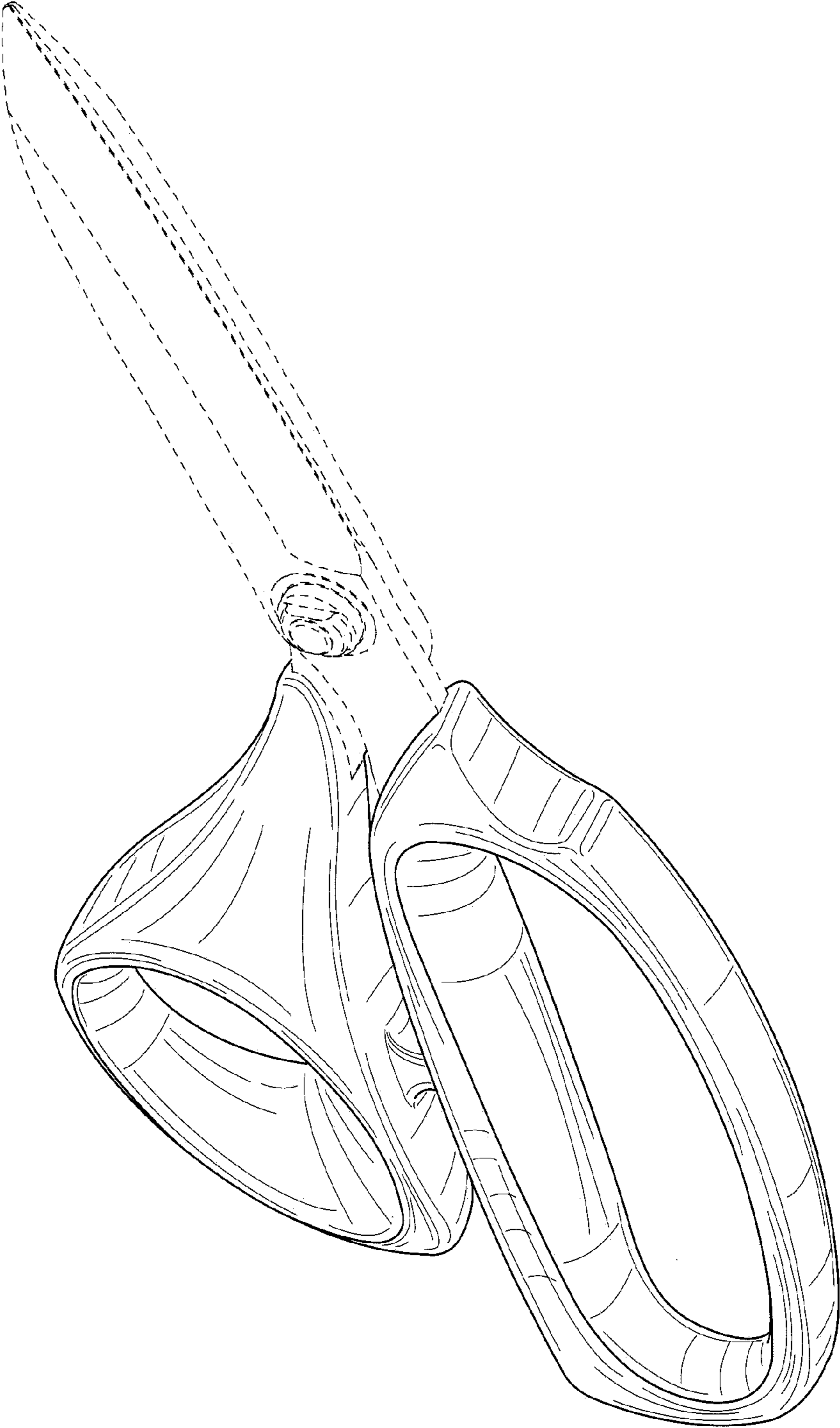
**1 Claim, 6 Drawing Sheets**





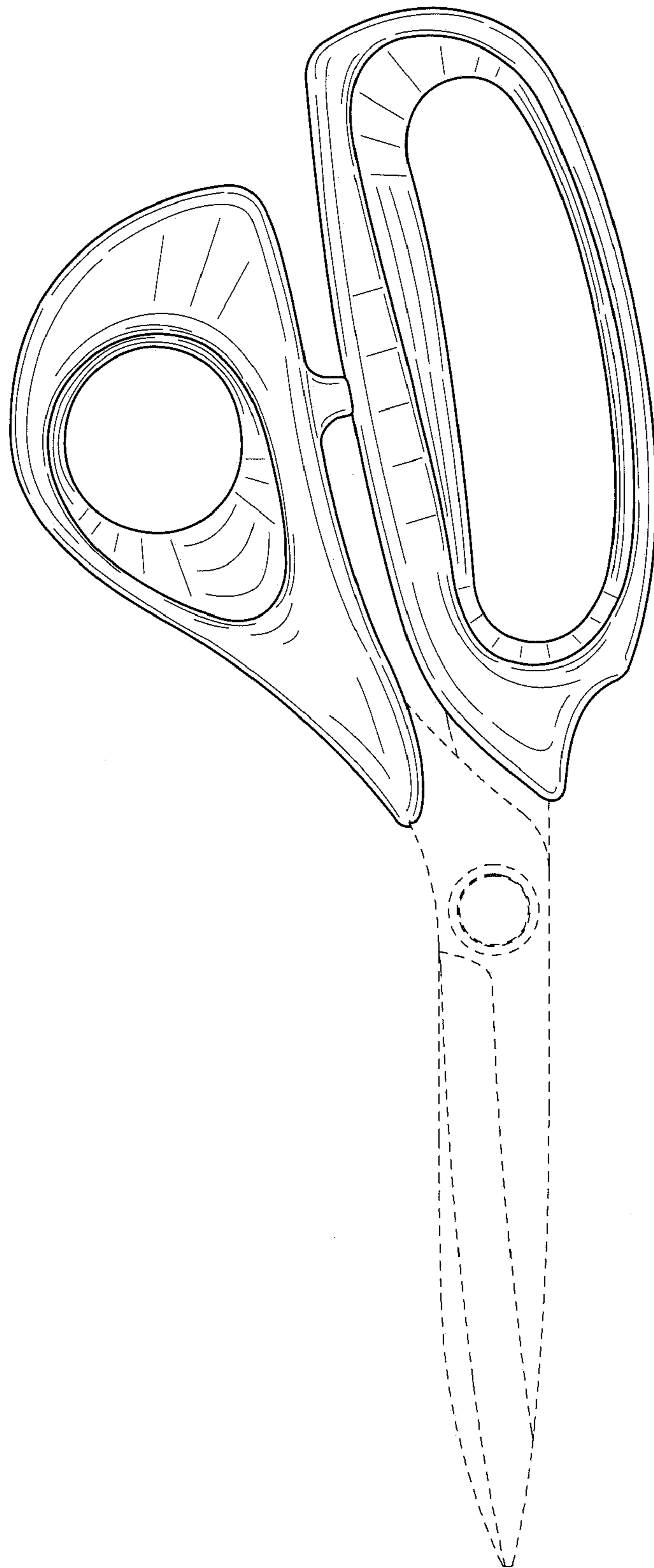
**FIG. 1**

**FIG. 2**

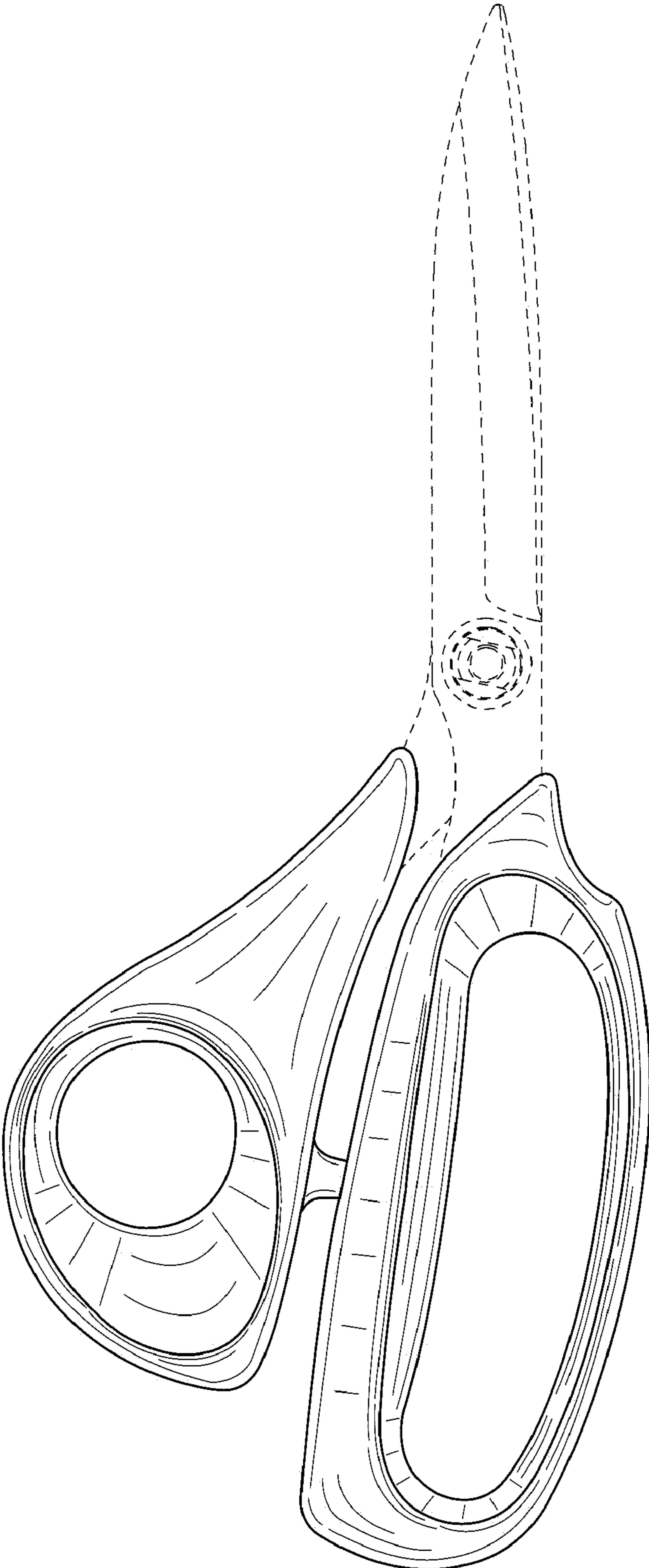




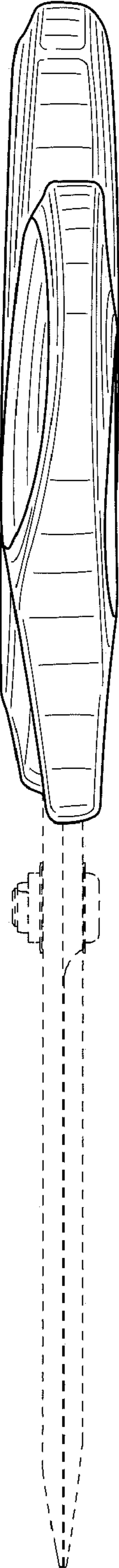
**FIG. 3**



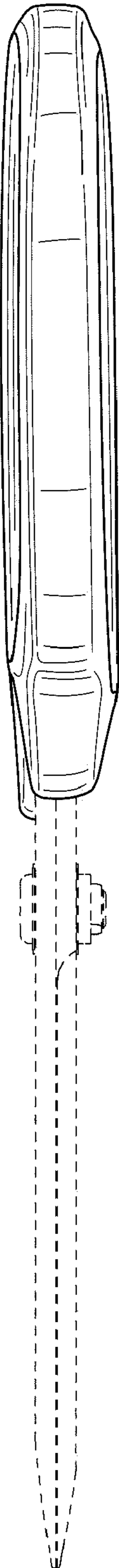
**FIG. 4**



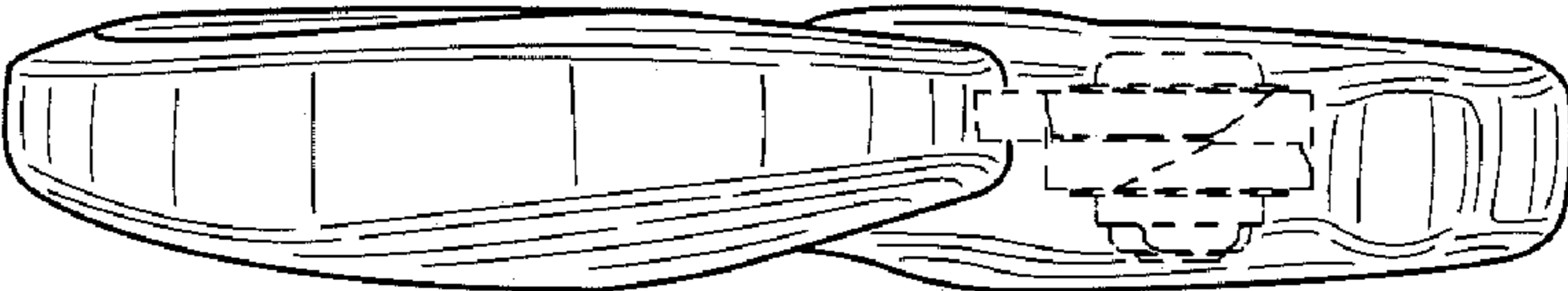
**FIG. 5**



**FIG. 6**



**FIG. 8**



**FIG. 7**

