



US00D677533S

(12) **United States Design Patent**
Carsey

(10) **Patent No.:** **US D677,533 S**
(45) **Date of Patent:** **** Mar. 12, 2013**

(54) **GOLF TURF REPAIR DEVICE**

(56) **References Cited**

(76) Inventor: **Kevin R. Carsey**, Garden City, NY (US)

(**) Term: **14 Years**

(21) Appl. No.: **29/373,844**

(22) Filed: **May 27, 2011**

U.S. PATENT DOCUMENTS

3,049,182	A	*	8/1962	Pelow	172/378
D459,779	S	*	7/2002	Martyn, III	D21/793
D524,894	S	*	7/2006	Martyn, III	D21/793
D639,373	S	*	6/2011	Fortier	D21/794

* cited by examiner

Primary Examiner — Sheryl Lane

(57) **CLAIM**

The ornamental design for a golf turf repair device, as shown and described.

DESCRIPTION

FIG. 1 herewith is an isometric view of the golf turf repair device showing my design.
FIG. 2 herewith is a top view of the golf turf repair device.
FIG. 3 herewith is a front view of the golf turf repair device.
FIG. 4 herewith is a side view of the golf turf repair device; and,
FIG. 5 herewith is a bottom view of the golf turf repair device.
All features shown in broken lines form no part of the claimed design.

Related U.S. Application Data

(63) Continuation-in-part of application No. 12/583,231, filed on Aug. 17, 2009, now abandoned.


(51) **LOC (9) Cl.** **08-01**

(52) **U.S. Cl.** **D8/1; D21/793**

(58) **Field of Classification Search** D8/1, 14;
D21/793, 789, 794; 473/286, 408

See application file for complete search history.

1 Claim, 2 Drawing Sheets






FIG. 1

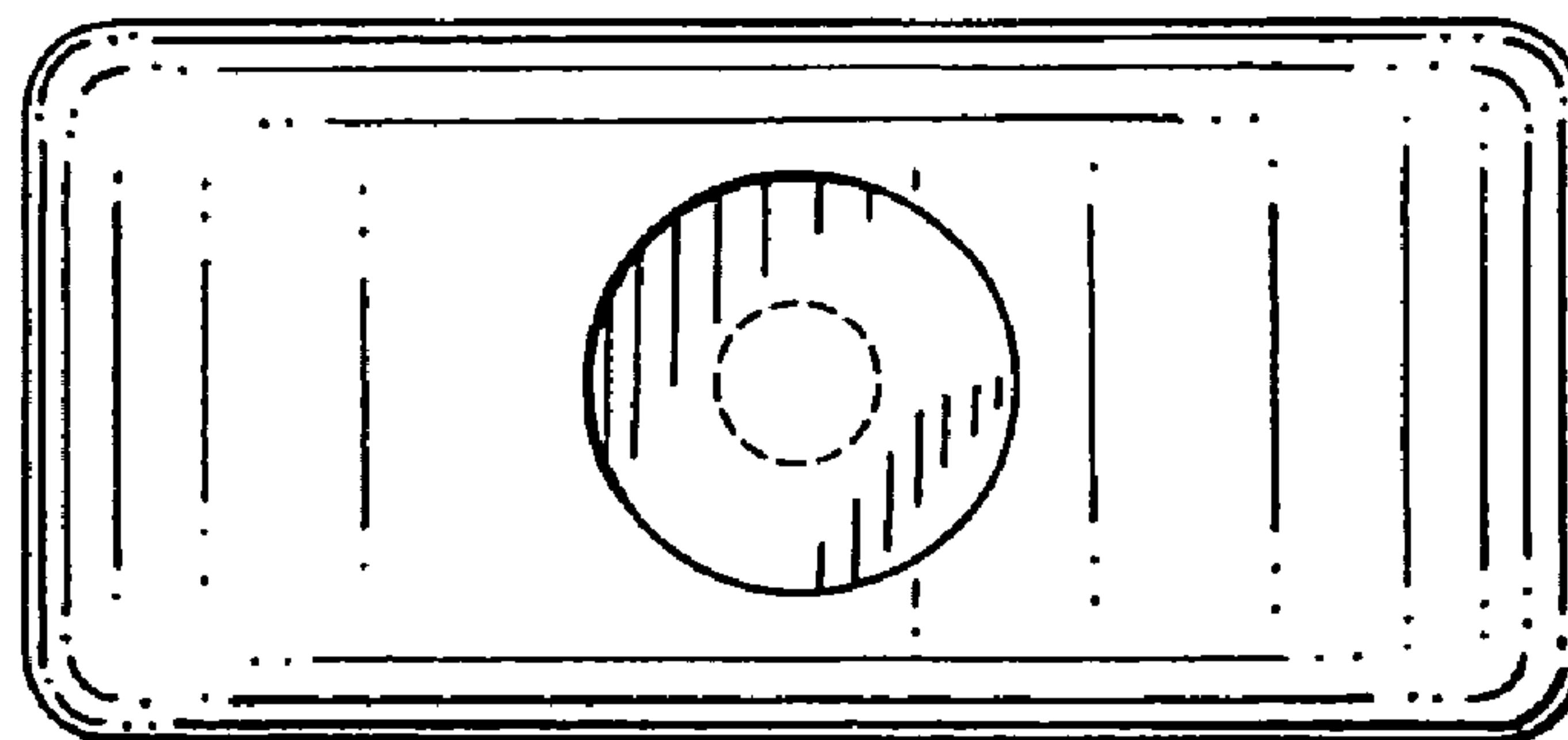


FIG. 2




FIG. 3

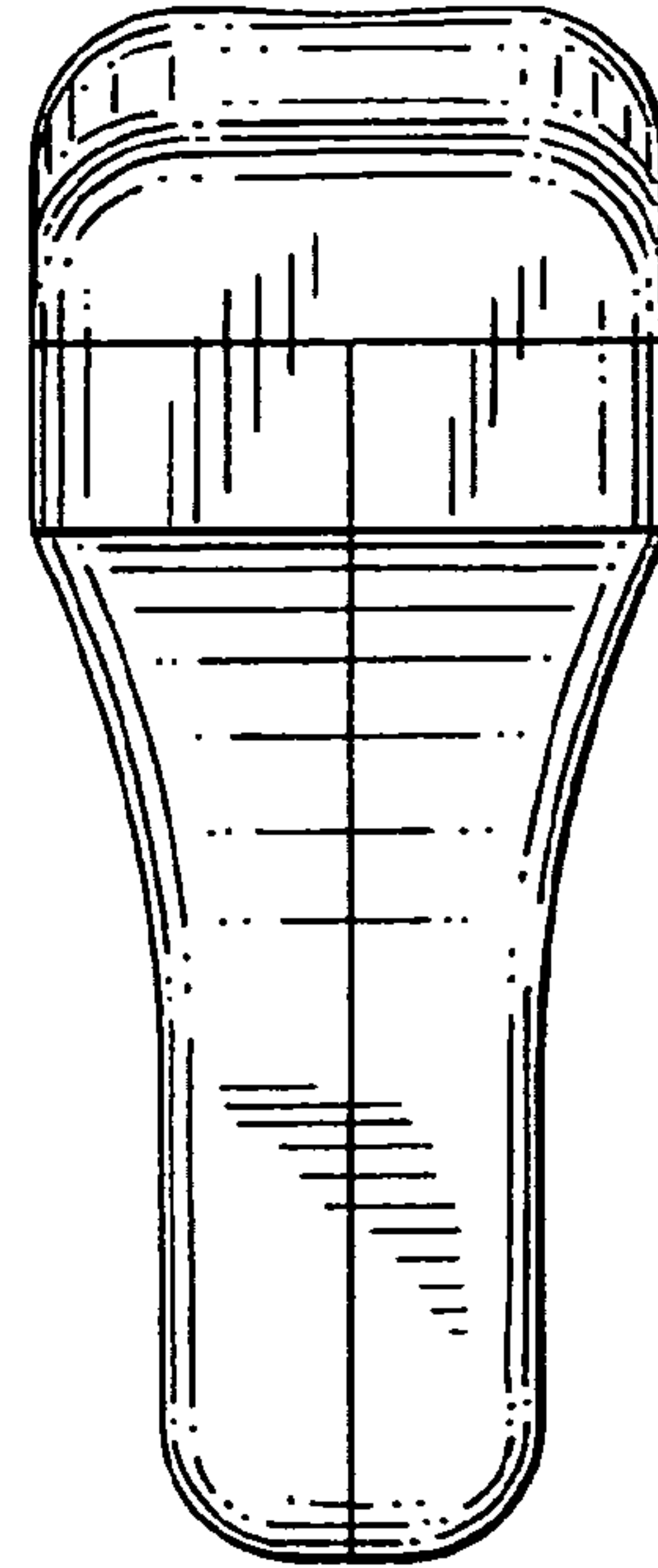


FIG. 4

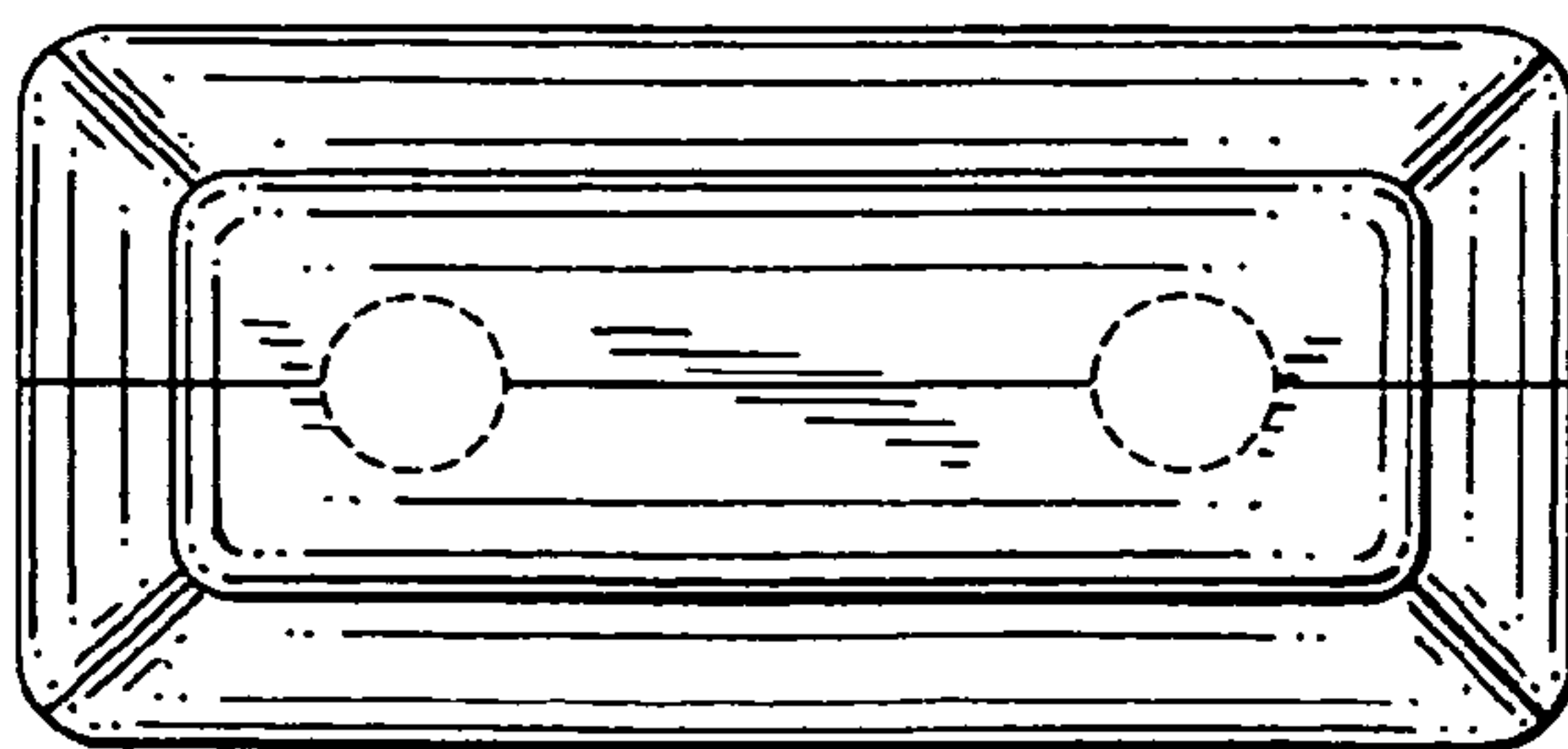


FIG. 5