



US00D677484S

(12) **United States Design Patent**
Kubryk

(10) **Patent No.:** **US D677,484 S**
(45) **Date of Patent:** **** Mar. 12, 2013**

(54) **STACKING CHAIR**

(76) Inventor: **Isaac Kubryk**, Lockeford, CA (US)

(**) Term: **14 Years**

(21) Appl. No.: **29/421,532**

(22) Filed: **Aug. 9, 2012**

(51) **LOC (9) Cl.** **06-01**

(52) **U.S. Cl.** **D6/380**

(58) **Field of Classification Search** D6/334-336,
D6/344-349, 360-381, 388, 403, 495-502,
D6/601; 297/22, 31, 35, 239, 256.16, 284.4-284.5,
297/291, 297, 302.4, 411.2, 411.27-411.29,
297/411.43, 440.13, 440.15, 451.1, 452.13,
297/452.19, 452.21, 452.27, 452.29, 452.3,
297/452.38, 452.41, 452.56, 452.64

See application file for complete search history.

(56) **References Cited**

U.S. PATENT DOCUMENTS

| | | | | |
|--------------|---------|---------------|-------|--------|
| D520,256 S * | 5/2006 | King | | D6/374 |
| D547,965 S * | 8/2007 | Domack et al. | | D6/380 |
| D547,966 S * | 8/2007 | Domack et al. | | D6/380 |
| D555,929 S * | 11/2007 | Lewis | | D6/380 |
| D578,790 S * | 10/2008 | Ciani et al. | | D6/380 |

| | | | | |
|-------------------|---------|--------------|-------|------------|
| D607,658 S * | 1/2010 | Kubryk | | D6/380 |
| D607,659 S * | 1/2010 | Kubryk | | D6/380 |
| D607,660 S * | 1/2010 | Kubryk | | D6/380 |
| D635,790 S * | 4/2011 | Saul | | D6/380 |
| D647,720 S * | 11/2011 | Kubryk | | D6/380 |
| D649,805 S * | 12/2011 | Kubryk | | D6/380 |
| D672,162 S * | 12/2012 | Kubryk | | D6/380 |
| 2005/0242651 A1 * | 11/2005 | Peitz et al. | | 297/452.38 |

* cited by examiner

Primary Examiner — Ricky Pham

(74) *Attorney, Agent, or Firm* — Audrey A. Millemann;
Weintraub Tobin, et al.

(57) **CLAIM**

The ornamental design for a stacking chair, as shown and described.

DESCRIPTION

FIG. 1 is a perspective view of a stacking chair, looking toward the right front corner, showing my new design; FIG. 2 is a front view thereof; FIG. 3 is a back view thereof; FIG. 4 is a right side view thereof; FIG. 5 is a top view thereof; and, FIG. 6 is a bottom view thereof.

1 Claim, 5 Drawing Sheets





FIG. 1



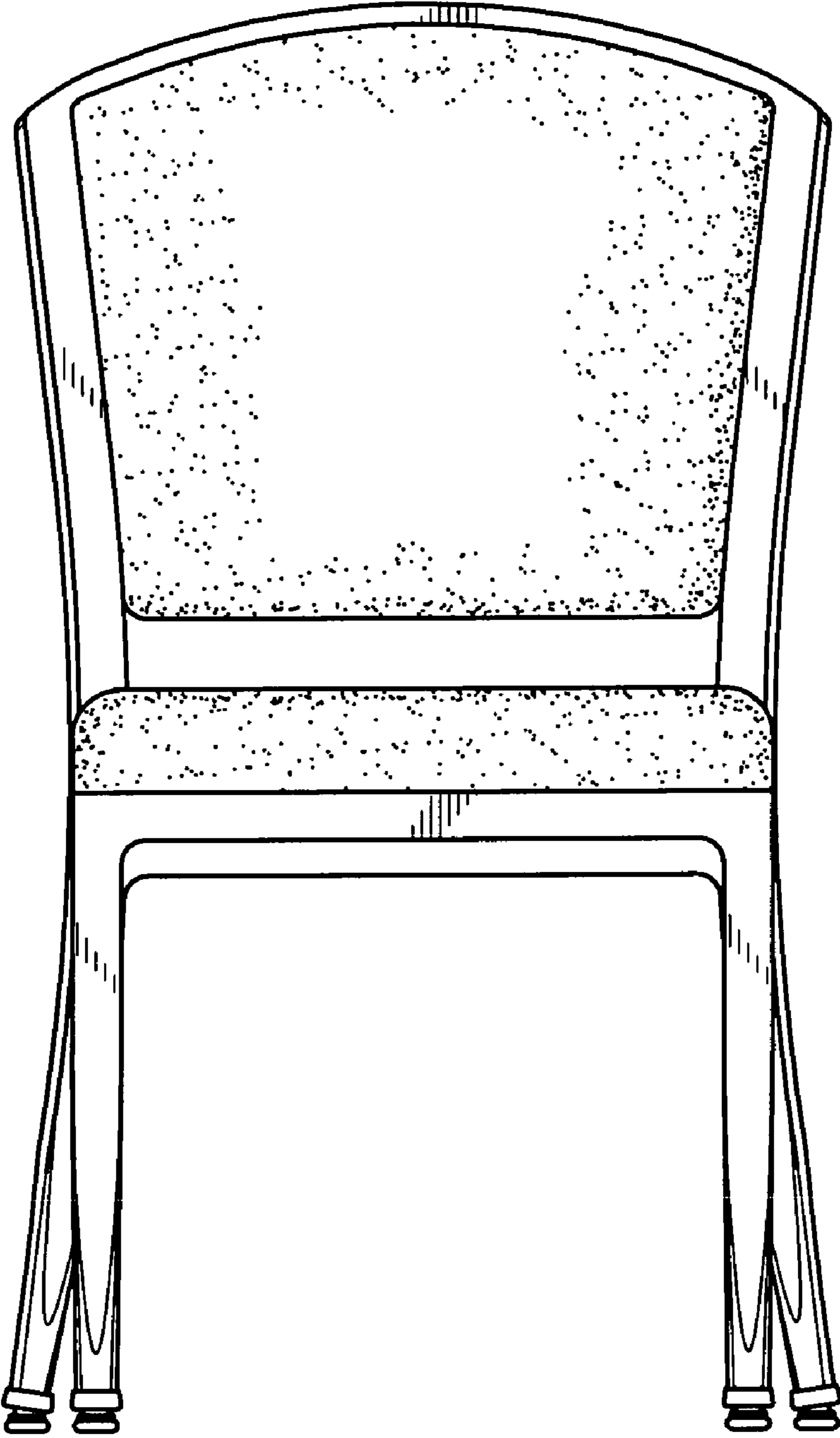


FIG. 2

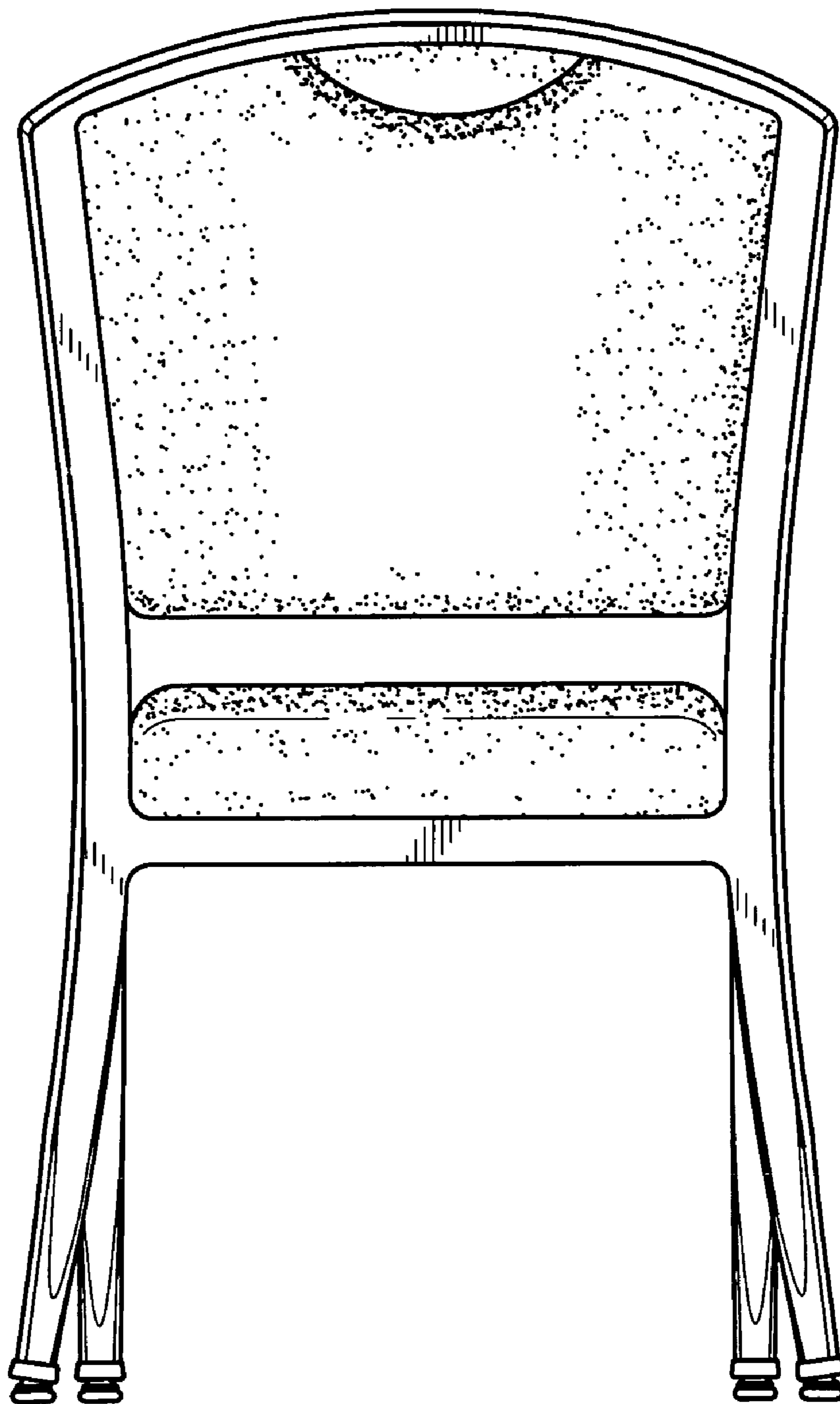


FIG. 3

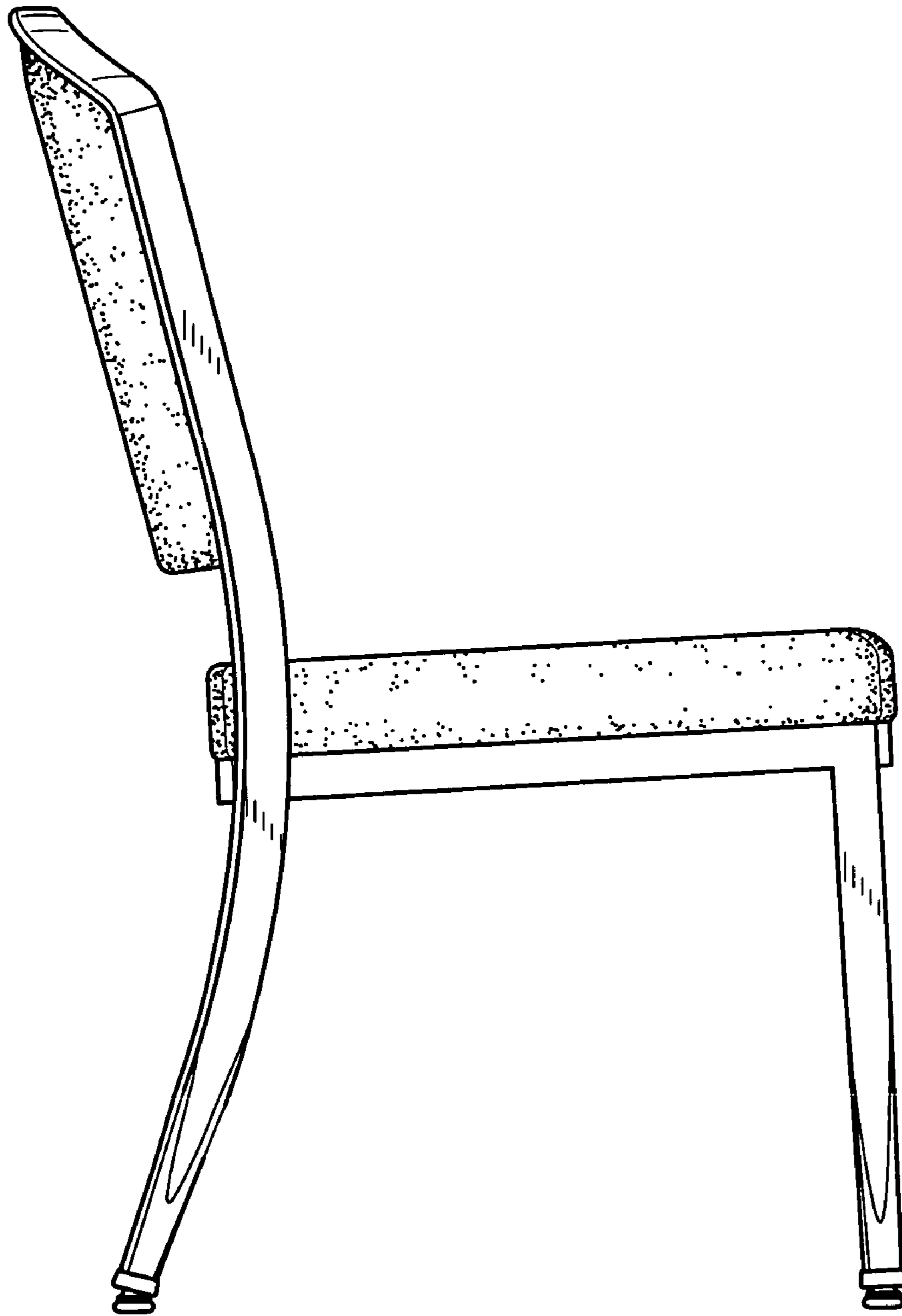


FIG. 4

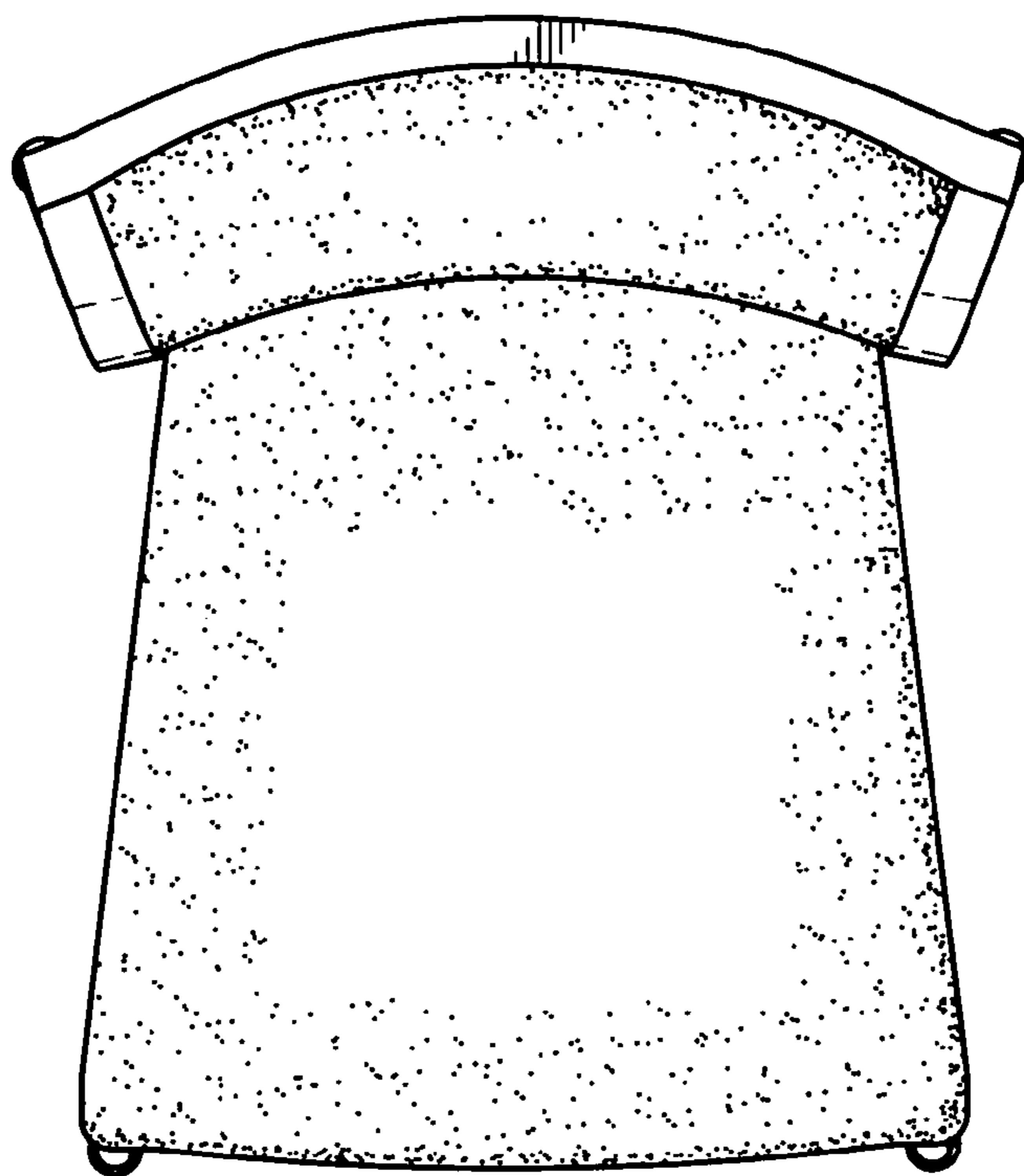


FIG. 5




FIG. 6