



US00D677468S

(12) **United States Design Patent**
Kvols et al.

(10) **Patent No.:** **US D677,468 S**
(45) **Date of Patent:** **** Mar. 12, 2013**

(54) **INSERT FOR A CONTAINER**
(75) Inventors: **Kevin Kvols**, Steamboat Springs, CO (US); **Stephen Schloesser**, Colorado Springs, CO (US)
(73) Assignee: **Diversified Fixtures, Inc.**, Colorado Springs, CO (US)

6,598,756 B1 7/2003 Rosenfeldt
D496,530 S 9/2004 Wolf
D501,720 S 2/2005 Hussaini et al.
D594,657 S 6/2009 McAlpine
7,552,826 B2 6/2009 Watanabe
D668,050 S 10/2012 Kvols et al.
D668,459 S 10/2012 Kvols et al.
2010/0170873 A1 7/2010 Lopez

(**) Term: **14 Years**
(21) Appl. No.: **29/430,411**
(22) Filed: **Aug. 24, 2012**

FOREIGN PATENT DOCUMENTS

GB 2299132 9/1996
GB 2347668 9/2000
WO WO 92/21574 12/1992
WO WO 93/17930 9/1993
WO WO 03/106279 12/2003

* cited by examiner

Related U.S. Application Data

(62) Division of application No. 29/398,140, filed on Jul. 26, 2011, now Pat. No. Des. 668,459.
(51) **LOC (9) Cl.** **03-01**
(52) **U.S. Cl.** **D3/318**
(58) **Field of Classification Search** D3/318,
D3/273, 294; 206/278, 457, 215, 555, 1.5
See application file for complete search history.

Primary Examiner — Holly Baynham

(74) *Attorney, Agent, or Firm* — Knobbe Martens Olson & Bear LLP

(57) **CLAIM**

The ornamental design for an insert for a container, as shown and described.

(56) **References Cited**

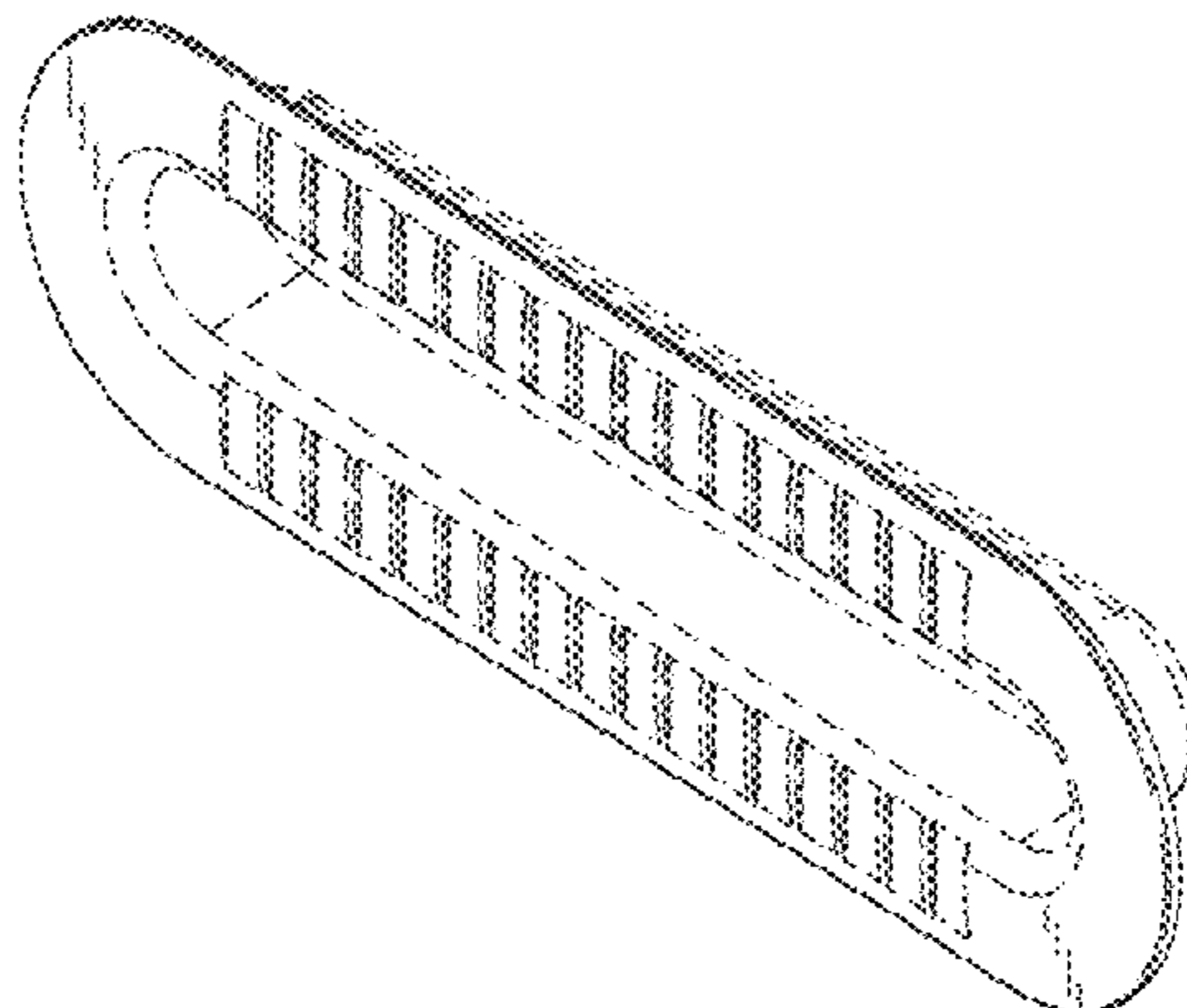
U.S. PATENT DOCUMENTS

3,323,674 A 6/1967 Nist, Jr.
3,712,499 A 1/1973 Talbert
3,990,599 A 11/1976 Rowley
4,024,977 A 5/1977 Rowley
4,083,464 A 4/1978 Burnett
4,449,662 A 5/1984 Okamura et al.
4,453,471 A 6/1984 Harrington et al.
4,461,395 A 7/1984 Burnett
4,796,392 A 1/1989 Graham, Jr.
5,311,996 A 5/1994 Duffy et al.
5,535,909 A 7/1996 Philip
5,555,980 A 9/1996 Johnston et al.
D375,201 S * 11/1996 Karr et al. D3/318
5,617,967 A 4/1997 Neidhart
6,003,449 A 12/1999 Manidis
D423,220 S * 4/2000 McDade D3/318
6,299,011 B1 10/2001 Rosenfeldt
D473,052 S 4/2003 Dehenau

DESCRIPTION

FIG. 1 is a top, front and side perspective view of a first embodiment of an insert for a container embodying my new design.
FIG. 2 is a bottom view thereof.
FIG. 3 is a top view thereof.
FIG. 4 is a side view thereof
FIG. 5 is a side view thereof opposite the side view of FIG. 4.
FIG. 6 is a front view thereof.
FIG. 7 is a back view thereof; and,
FIG. 8 is a reduced scale, environmental view thereof.
The broken lines showing portions of the insert are for the purpose of illustrating environment and form no part of the claimed design. The broken lines showing the container are also for the purpose of illustrating environment and form no part of the claimed design.

1 Claim, 5 Drawing Sheets



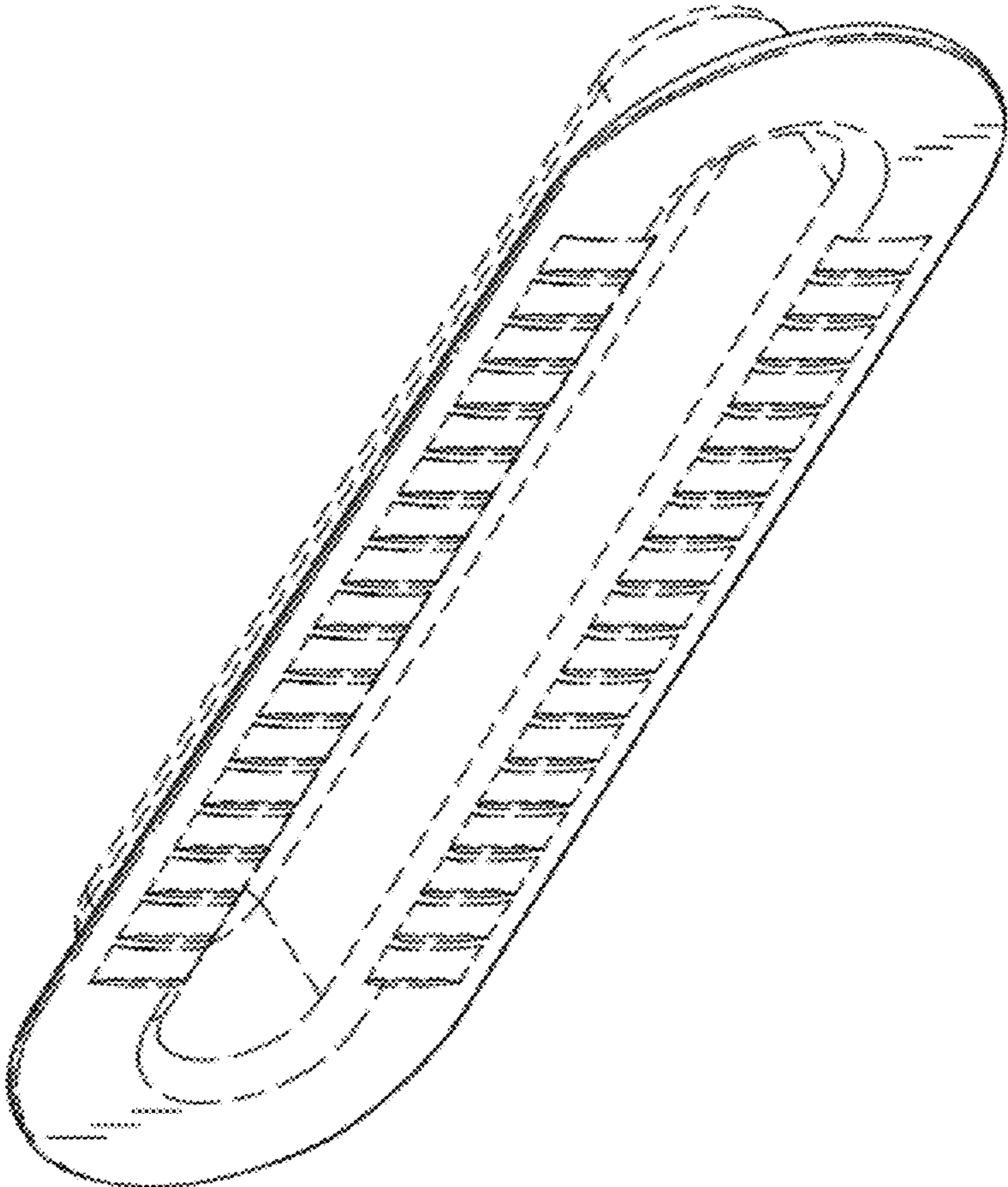


FIG. 1

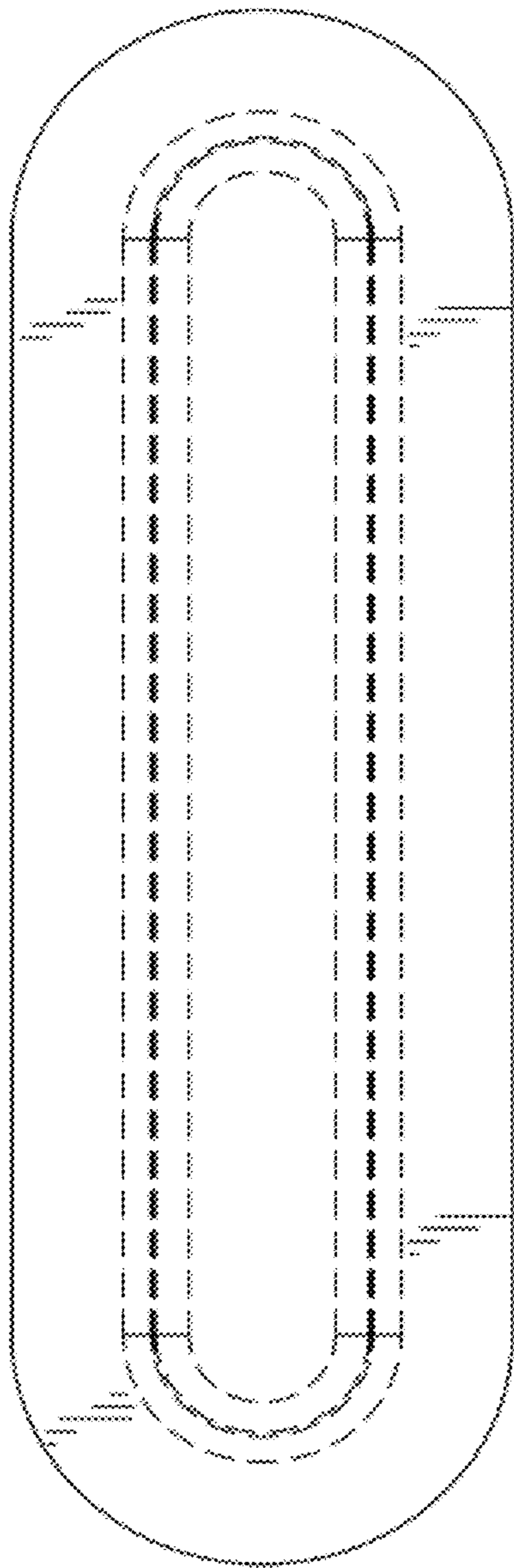


FIG. 2

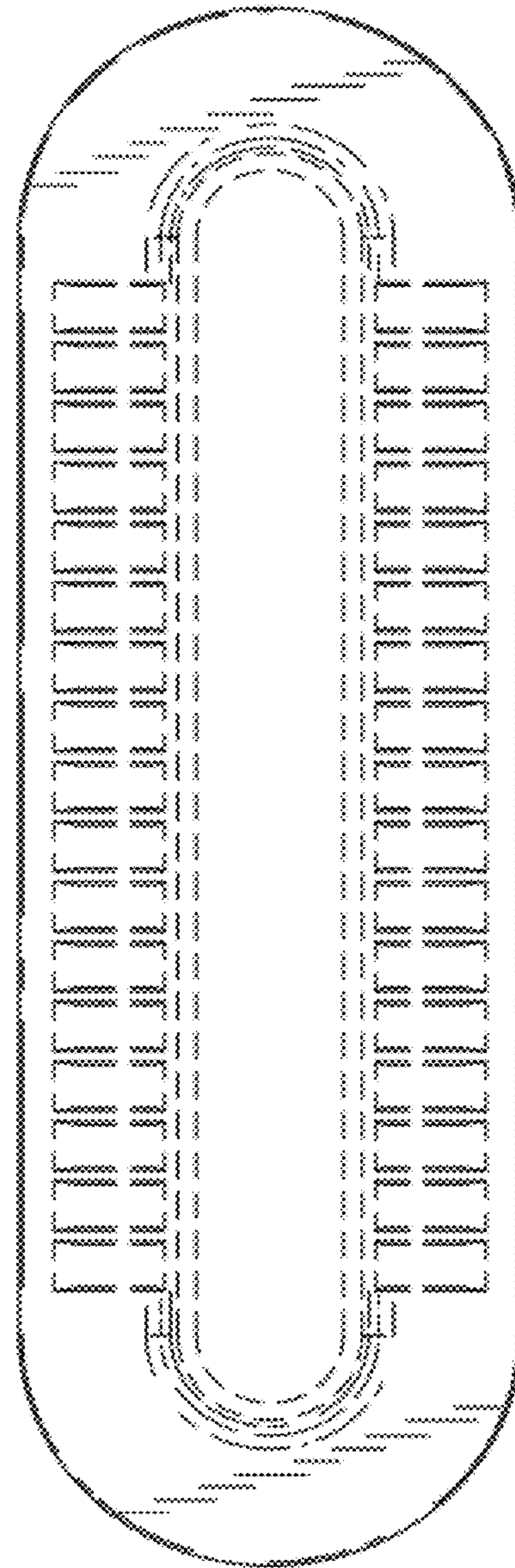


FIG. 3




FIG. 4




FIG. 5



FIG. 7



FIG. 6

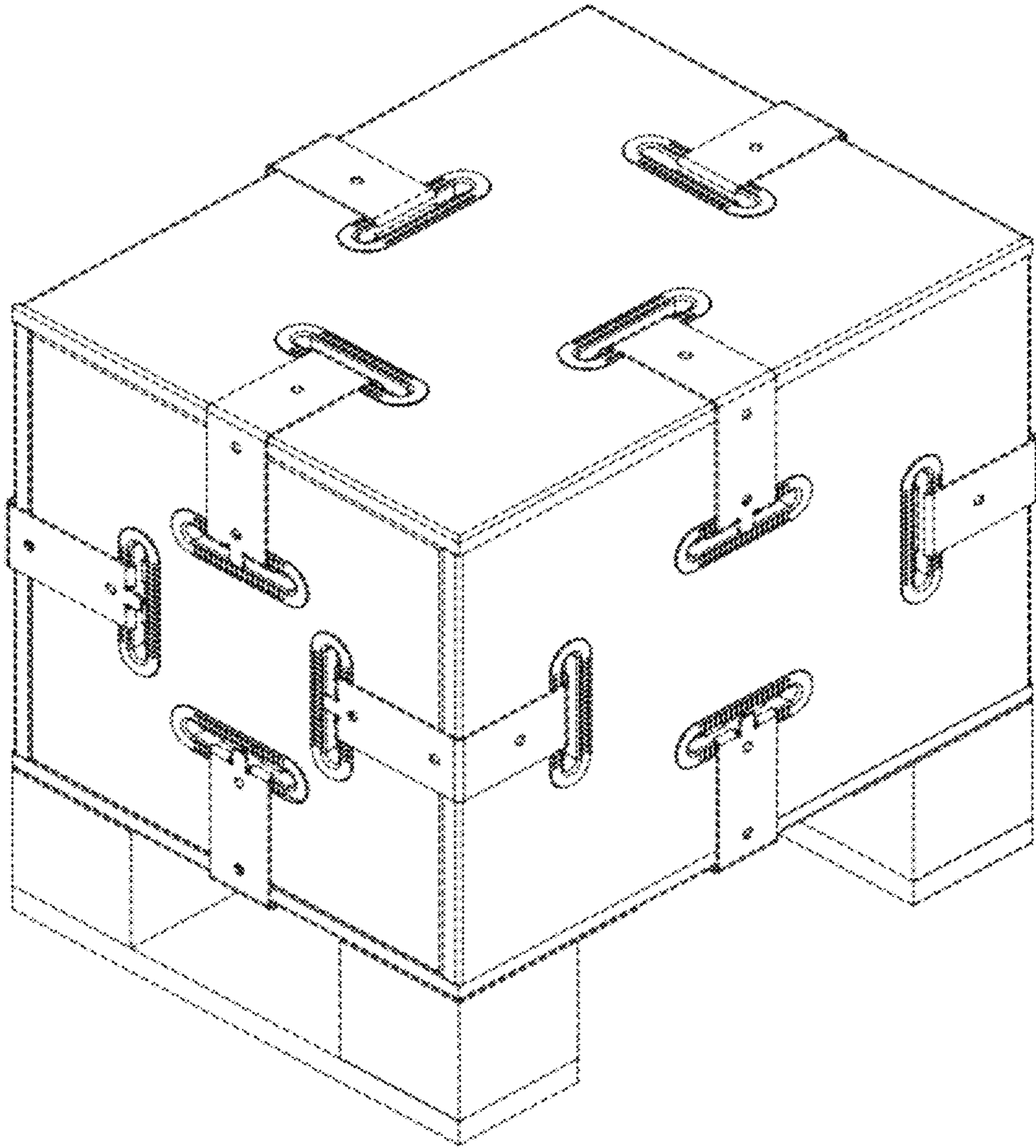


FIG. 8