



US00D677453S

(12) **United States Design Patent**  
**Sakai**

(10) **Patent No.:** **US D677,453 S**

(45) **Date of Patent:** **\*\* Mar. 12, 2013**

(54) **FOOTWEAR OUTSOLE**

(75) **Inventor:** **Kurtis Tamotsu Sakai, Ojai, CA (US)**

(73) **Assignee:** **Deckers Outdoor Corporation, Goleta, CA (US)**

(\*\*) **Term:** **14 Years**

(21) **Appl. No.:** **29/405,504**

(22) **Filed:** **Nov. 2, 2011**

(51) **LOC (9) Cl.** ..... **02-04**

(52) **U.S. Cl.** ..... **D2/959; D2/951**

(58) **Field of Classification Search** ..... D2/902,  
D2/906, 908, 916, 918, 925, 946-962, 977;  
36/3 B, 22 R, 24.5, 25 R, 28, 32 R, 34 R,  
36/59 C, 67 A, 103

See application file for complete search history.

(56) **References Cited**

**U.S. PATENT DOCUMENTS**

D447,854 S *	9/2001	Rogers	.....	D2/957
D450,914 S *	11/2001	Wilson	.....	D2/959
D462,157 S *	9/2002	Burt	.....	D2/953
D468,083 S *	1/2003	Morais	.....	D2/960
D485,423 S *	1/2004	Truelsen	.....	D2/953
D488,294 S *	4/2004	Lancon	.....	D2/957
D490,596 S *	6/2004	Belley et al.	.....	D2/957
D507,401 S *	7/2005	Sedlbauer	.....	D2/959
D509,345 S *	9/2005	Munns	.....	D2/957
D509,346 S *	9/2005	Recchi	.....	D2/959
D550,436 S *	9/2007	Matis et al.	.....	D2/953
D556,985 S *	12/2007	Schoenborn et al.	.....	D2/953
D564,192 S *	3/2008	Covatch	.....	D2/959
D564,740 S *	3/2008	Matis et al.	.....	D2/957
D564,741 S *	3/2008	Covatch	.....	D2/957

D566,938 S *	4/2008	Matis et al.	.....	D2/957
D655,902 S *	3/2012	Debiase	.....	D2/957
2012/0233885 A1 *	9/2012	Shaffer et al.	.....	36/103

**OTHER PUBLICATIONS**

Teva Fall 2010 Catalog pp. 6, 9, 10, 25, 26, 36, & 46: MXT Platform, Forge Pro eVent, Sear eVent, Charge WP, Forge Pro eVent W's, Sear eVent W's, Charge WP W's, Fire, Fire W's, Published prior to Nov. 2, 2010.

\* cited by examiner

*Primary Examiner* — T. Chase Nelson

(74) *Attorney, Agent, or Firm* — Greer, Burns & Crain, Ltd.

(57) **CLAIM**

The ornamental design for a footwear outsole, as shown and described.

**DESCRIPTION**

FIG. 1 is a perspective view of a footwear outsole showing my new design;

FIG. 2 is a bottom plan view thereof;

FIG. 3 is a top plan view thereof;

FIG. 4 is a first side elevational view thereof;

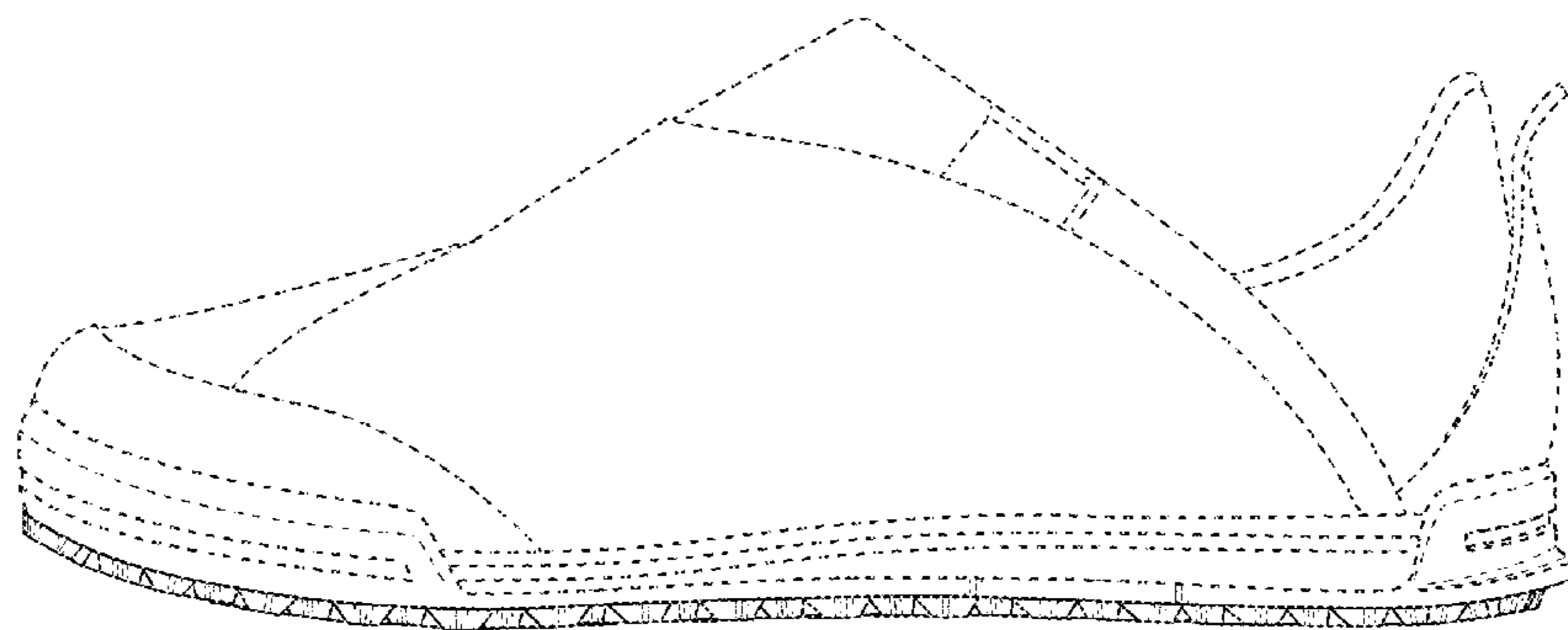
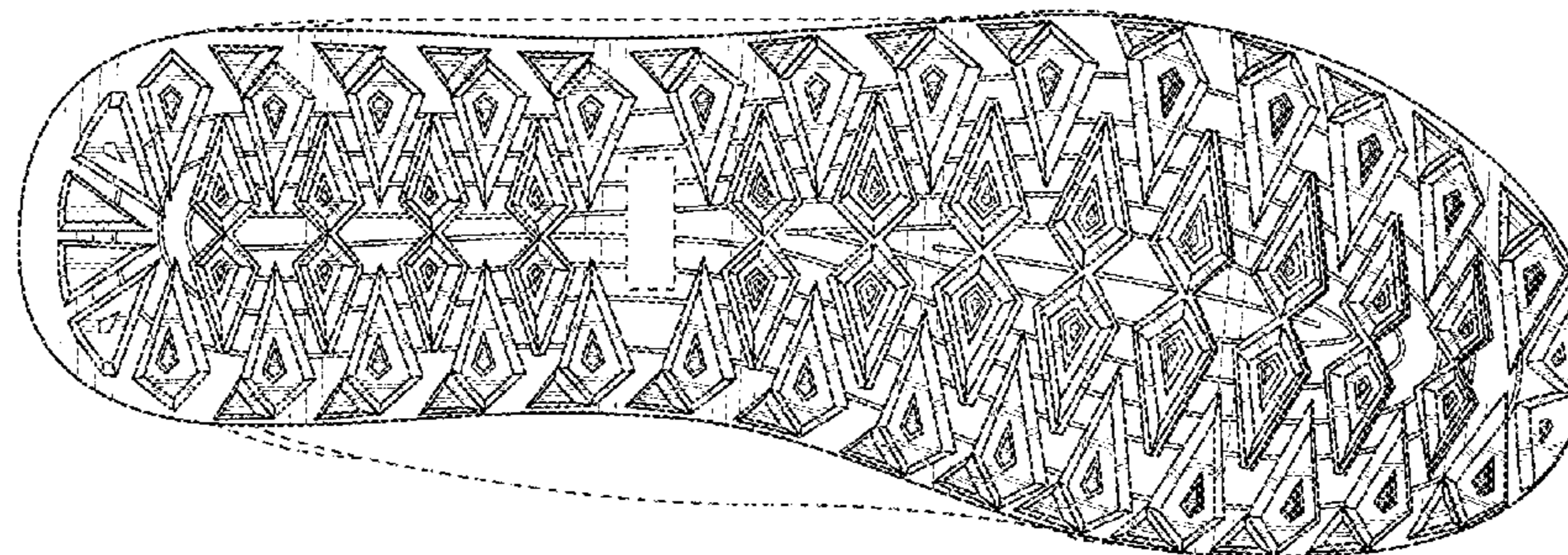
FIG. 5 is an opposite side elevational view thereof;

FIG. 6 is a front elevational view thereof; and,

FIG. 7 is a rear elevational view thereof.

The broken lines around the design in FIGS. 1-7 represent the boundary of the design, while the broken lines showing the remainder of the footwear illustrate the environment in which the design resides. The broken line rectangle in FIGS. 1 and 2 represents an internal boundary of the claimed design. The broken lines form no part of the claim.

**1 Claim, 6 Drawing Sheets**



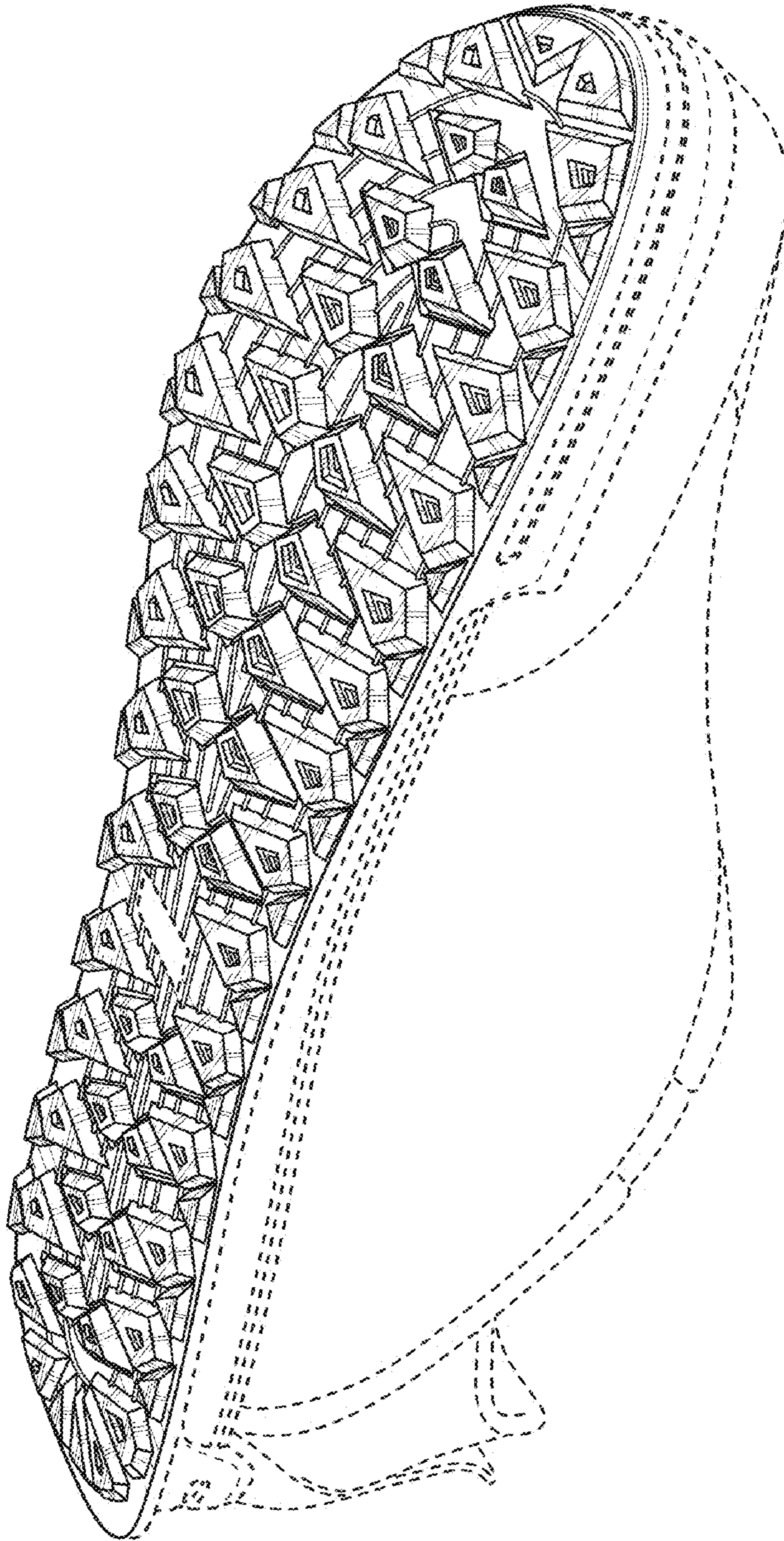


FIG. 1

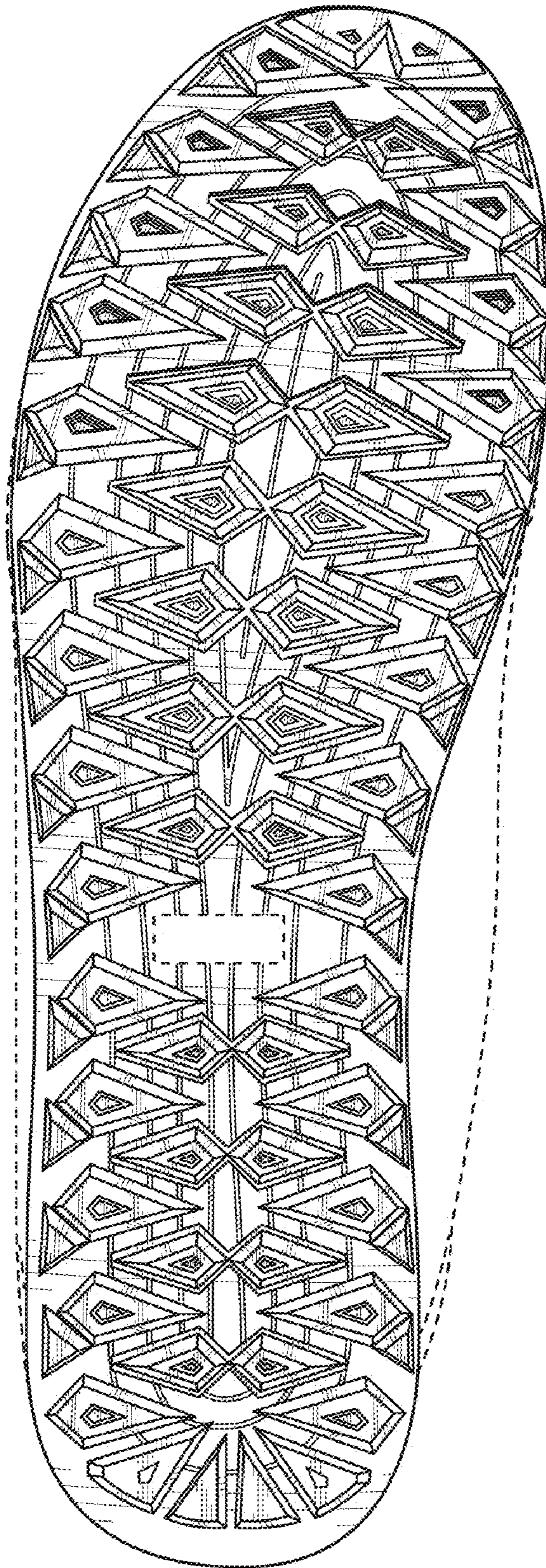


FIG. 2

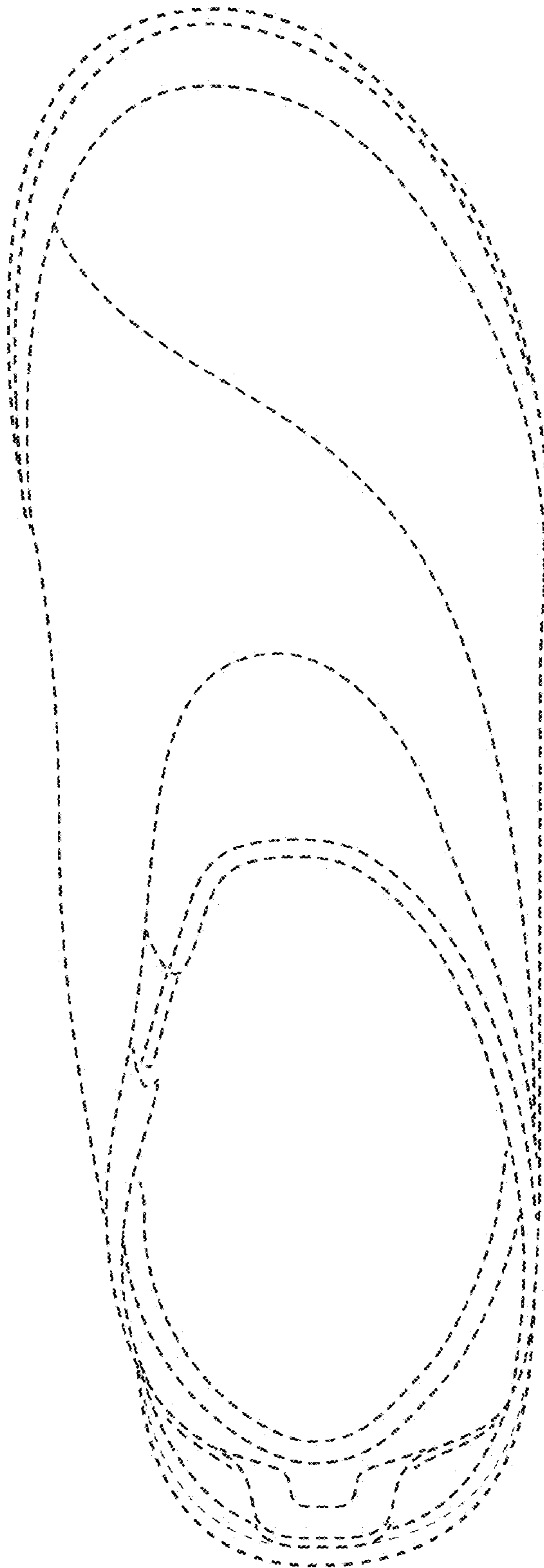


FIG. 3

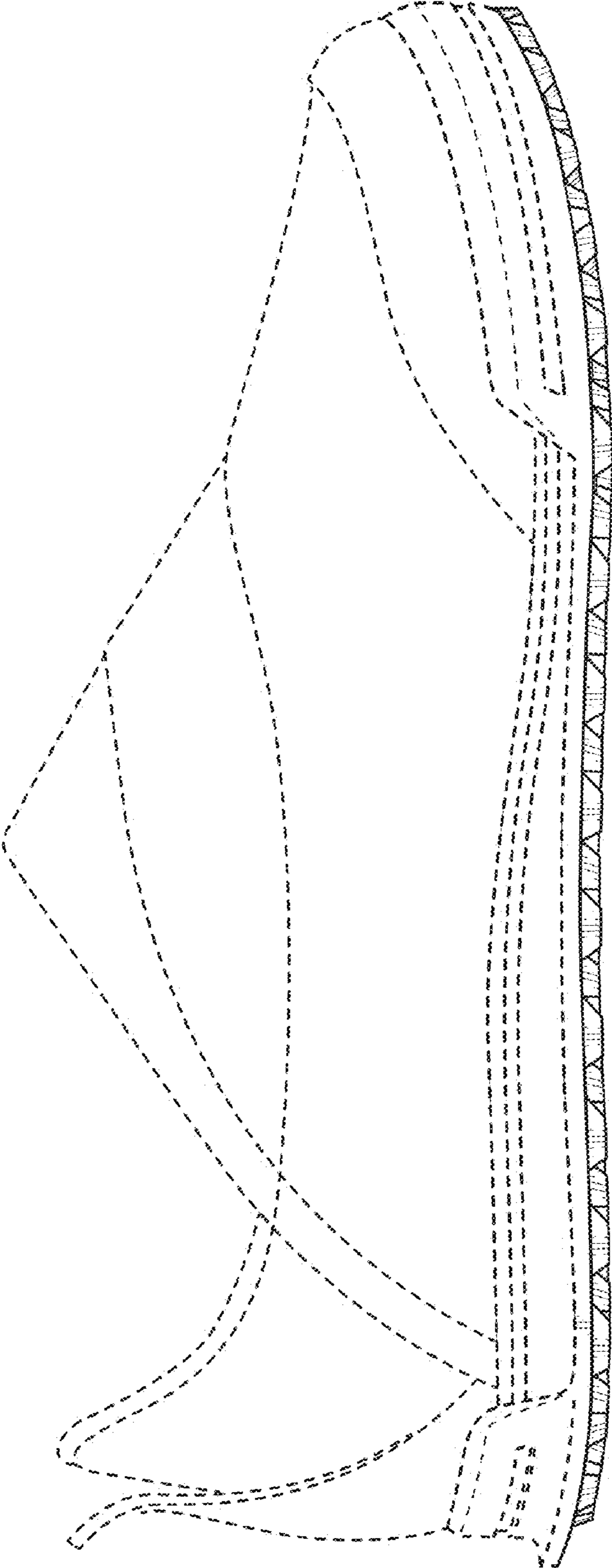


FIG. 4

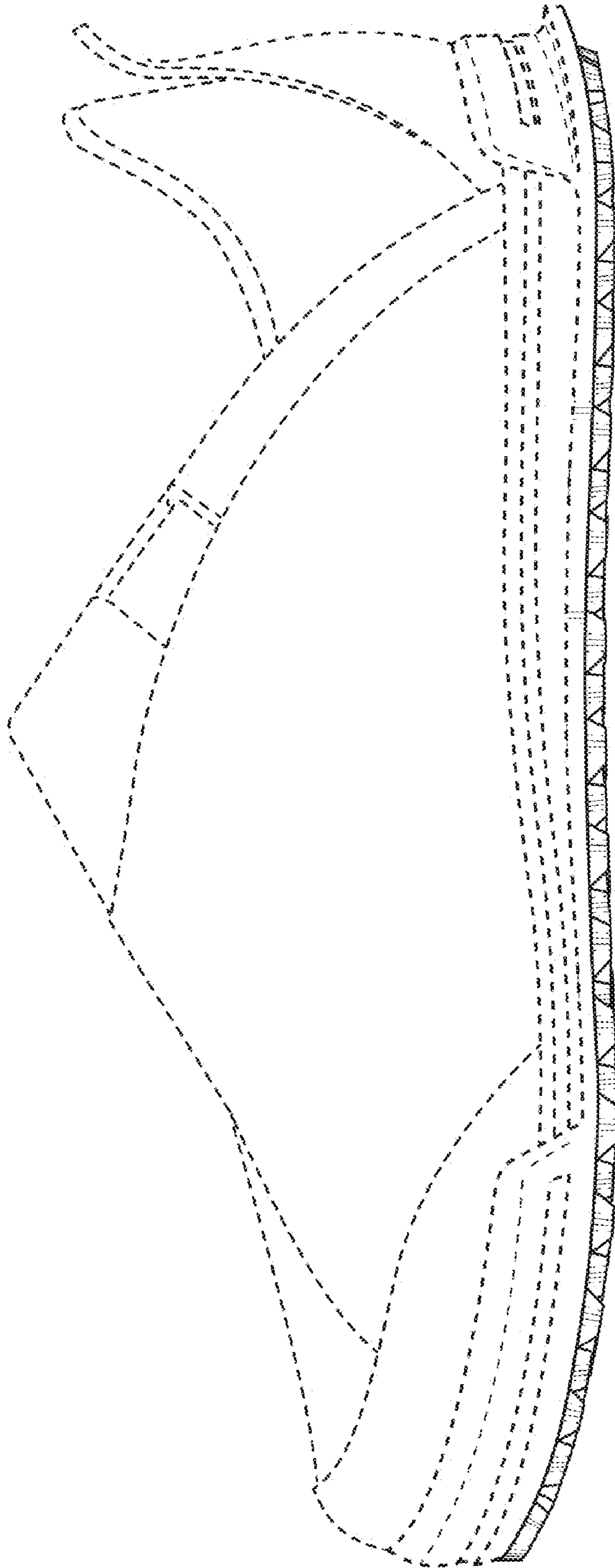


FIG. 5

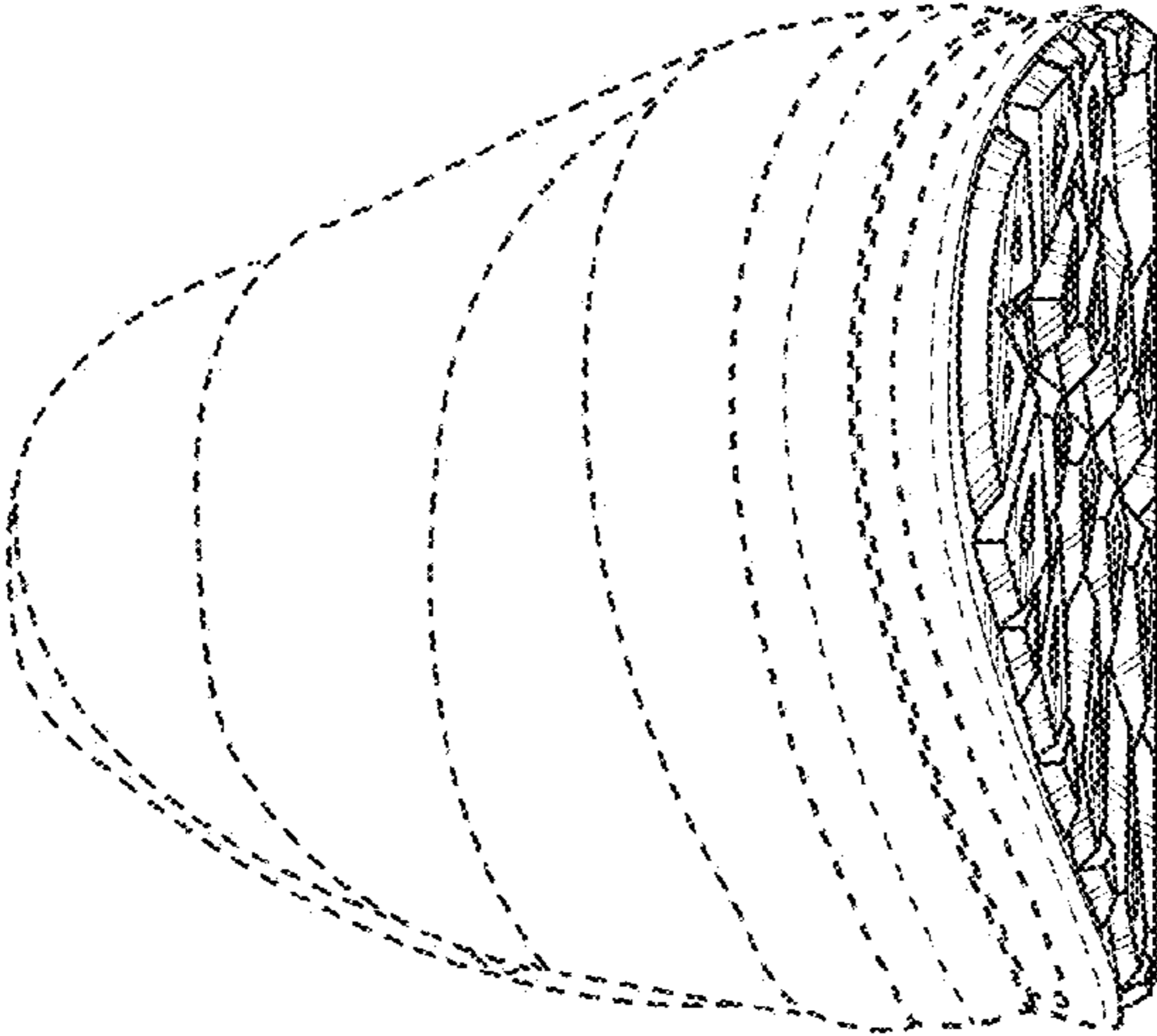


FIG. 6

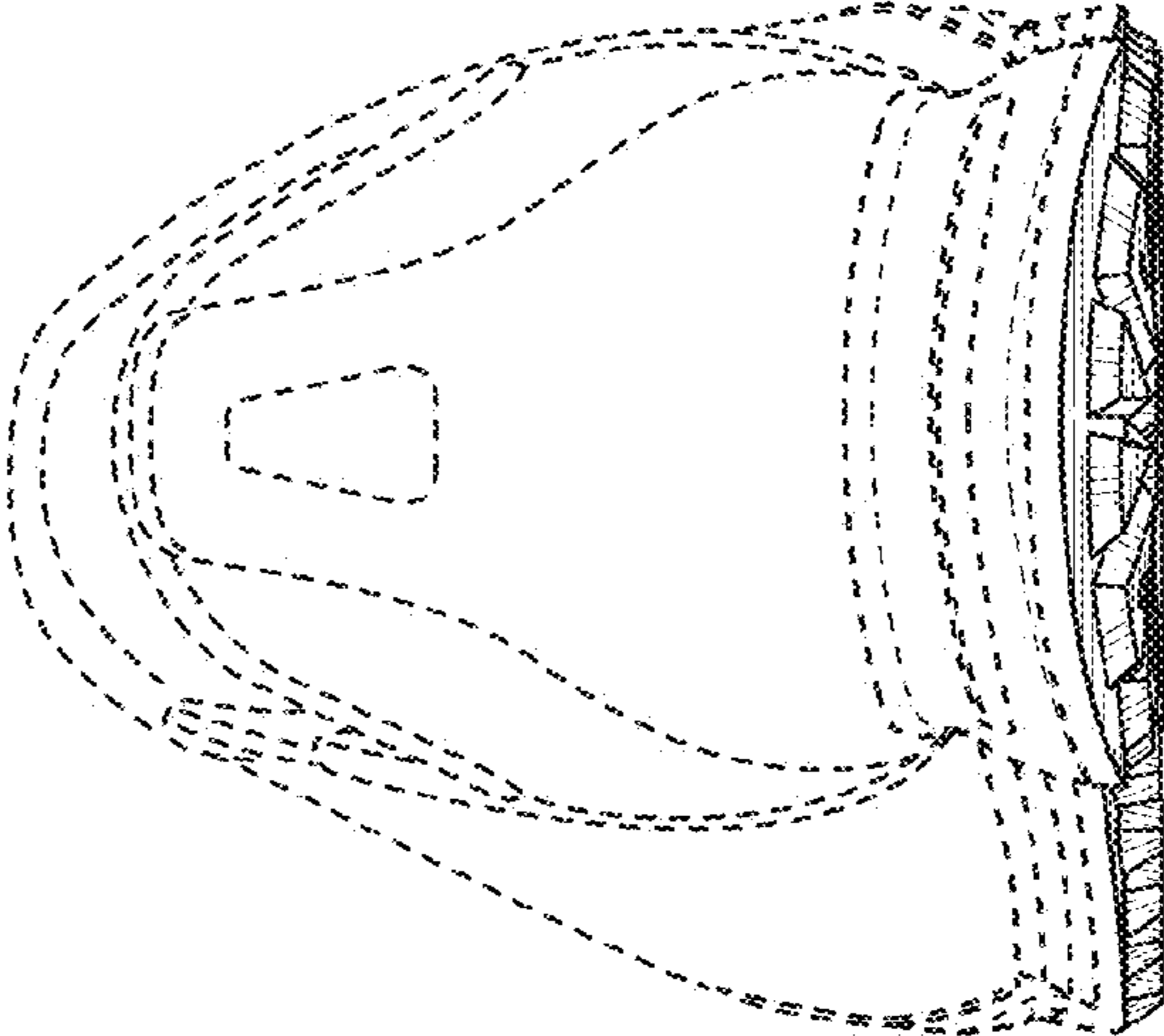


FIG. 7