



US00D677430S

(12) **United States Design Patent**  
**Kennedy et al.**

(10) **Patent No.:** **US D677,430 S**  
(45) **Date of Patent:** **\*\* Mar. 5, 2013**

(54) **HAIR STYLING DEVICE**

(75) Inventors: **Sarah J. Kennedy**, Union City, NJ (US);  
**Erin A. Potempa**, New York, NY (US)

(73) Assignee: **Sarahpotempa, Inc.**, Union City, NJ  
(US)

(\*\*) Term: **14 Years**

(21) Appl. No.: **29/430,567**

(22) Filed: **Aug. 28, 2012**

(51) **LOC (9) Cl.** ..... **03-01**

(52) **U.S. Cl.** ..... **D28/35**

(58) **Field of Classification Search** ..... D28/35,  
D28/37-38; 219/222, 225-226; 132/129,  
132/223-272

See application file for complete search history.

(56) **References Cited**

U.S. PATENT DOCUMENTS

D577,152 S *	9/2008	Ceva	.....	D28/35
D610,306 S *	2/2010	Koenemann	.....	D28/35
D618,394 S *	6/2010	Keong	.....	D28/35
D629,563 S *	12/2010	Mau	.....	D28/35
D642,737 S *	8/2011	Tobias	.....	D28/35
D644,377 S *	8/2011	Garner	.....	D28/35

D646,023 S *	9/2011	Kim	.....	D28/35
2012/0111354 A1 *	5/2012	Cafaro et al.	.....	132/211
2012/0240955 A1 *	9/2012	Kennedy et al.	.....	132/229

\* cited by examiner

*Primary Examiner* — Jennifer Rivard

(74) *Attorney, Agent, or Firm* — Botkin & Hall, LLP

(57) **CLAIM**

The ornamental design for a hair styling device, as shown and described.

**DESCRIPTION**

FIG. 1 is a perspective view of the hair styling device showing a top side;

FIG. 2 is another perspective view of the hair styling device shown in FIG. 1 showing a bottom side;

FIG. 3 is a top view of the hair styling device shown in FIG. 1;

FIG. 4 is a side view of the hair styling device shown in FIG. 1;

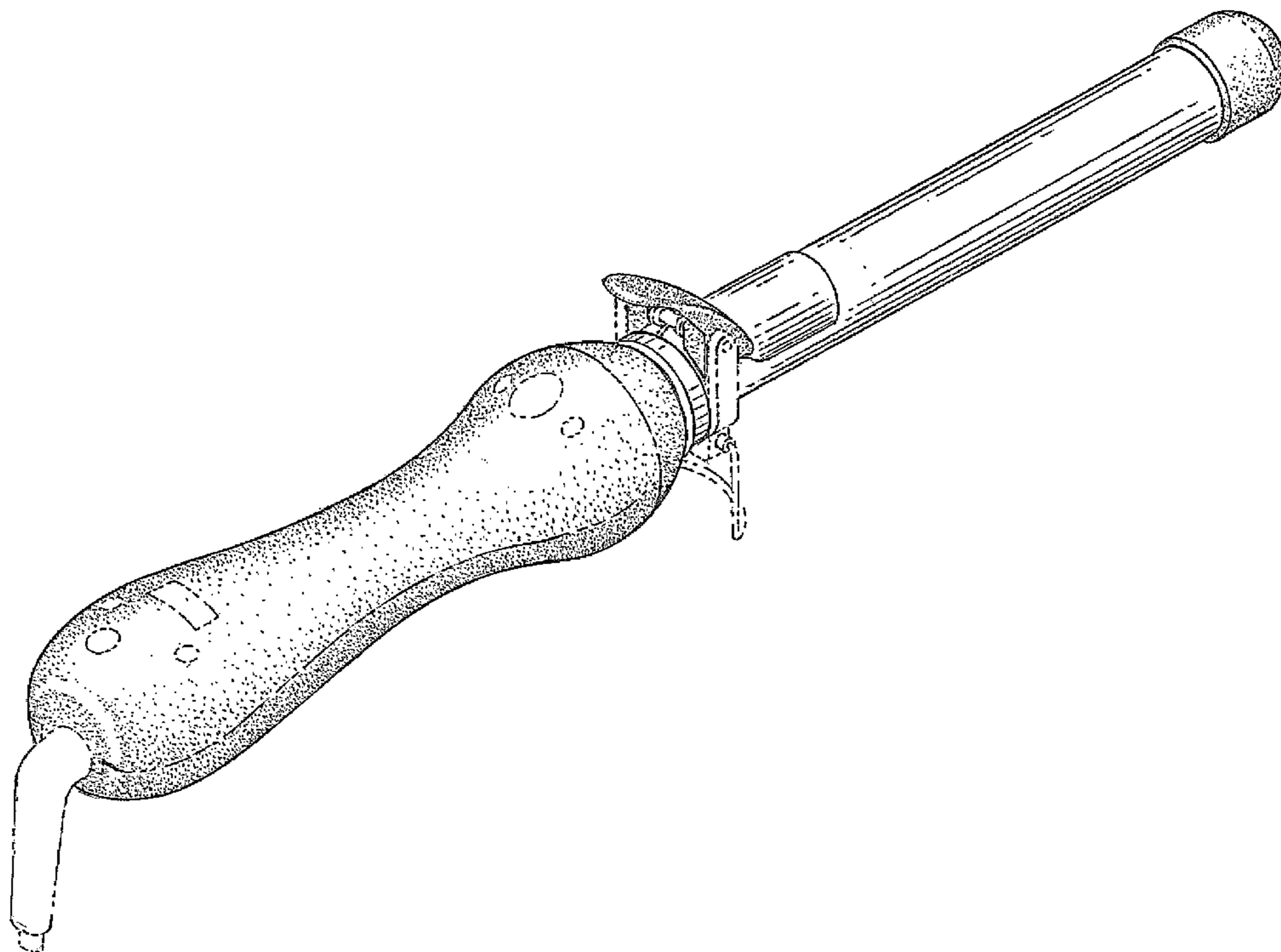
FIG. 5 is an end view of the hair styling device shown in FIG. 1;

FIG. 6 is the opposite end of the hair styling device as shown in FIG. 5; and,

FIG. 7 is a bottom view of the hair styling device shown in FIG. 1.

The broken lines shown in the drawings illustrate portions of the article and form no part of the claimed design.

**1 Claim, 3 Drawing Sheets**



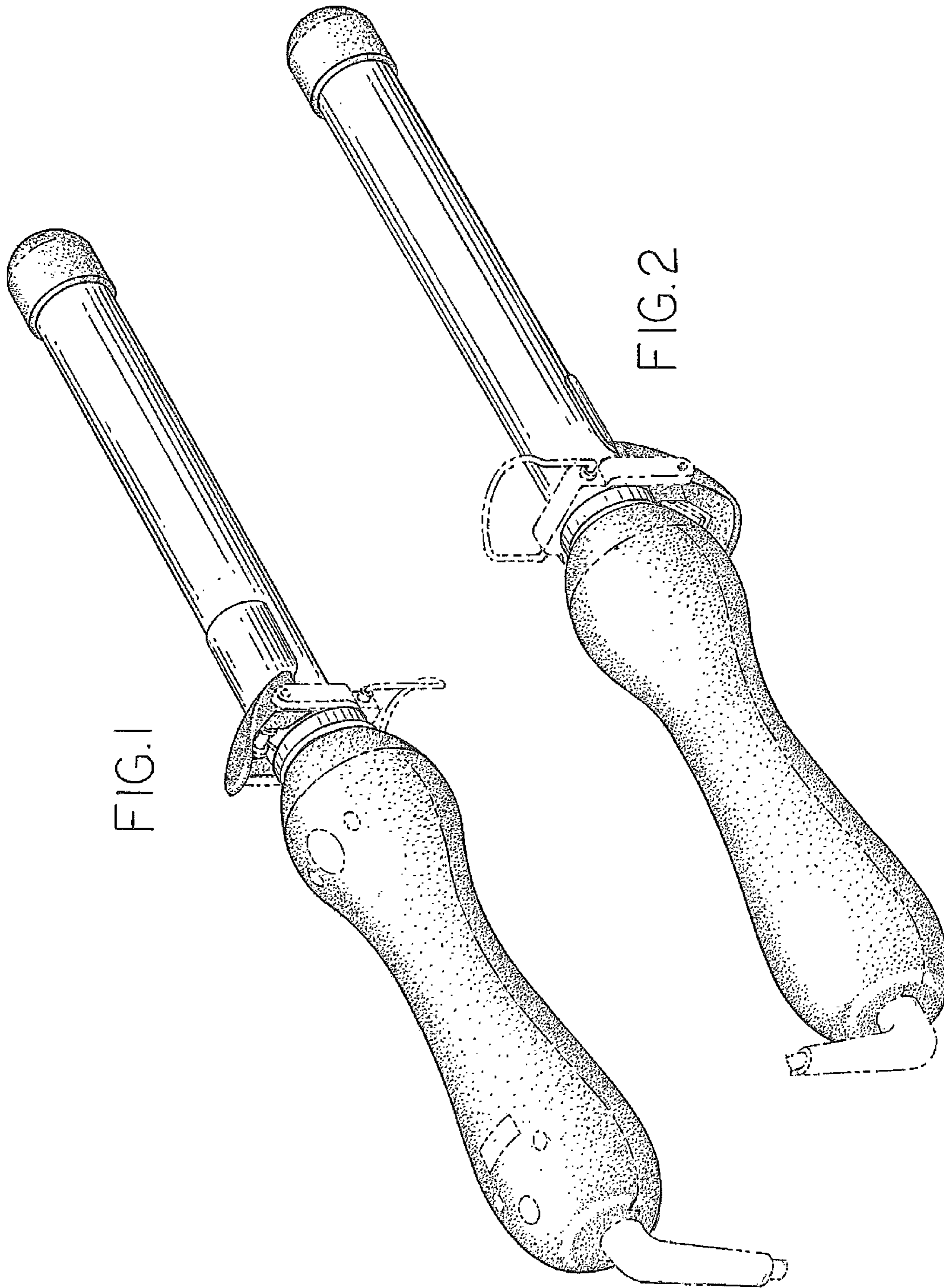


FIG.3

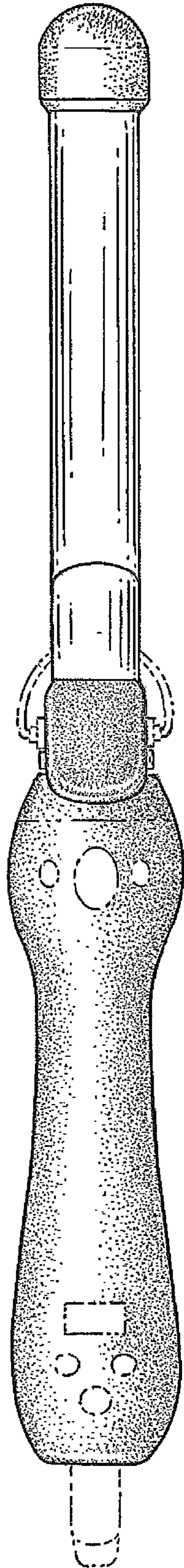


FIG.4

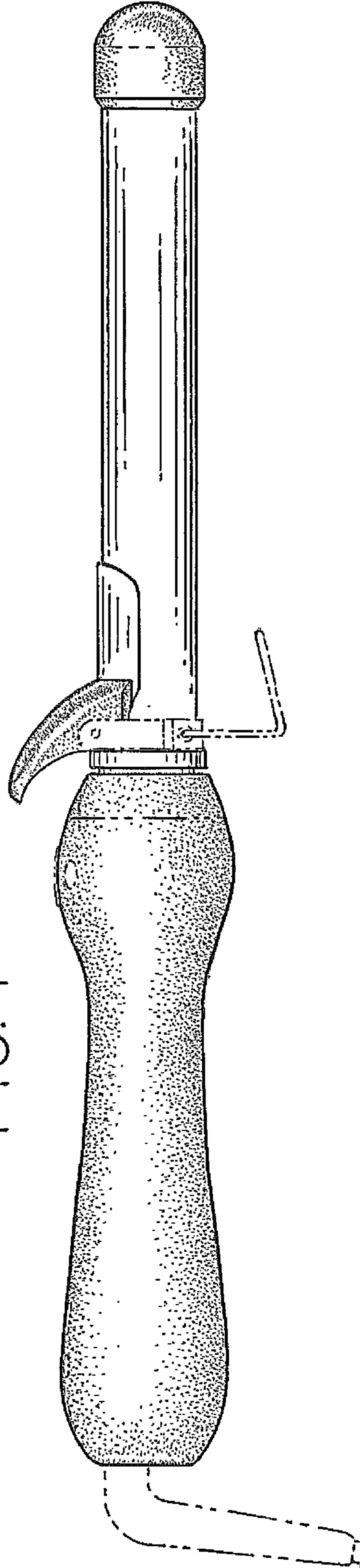


FIG.6

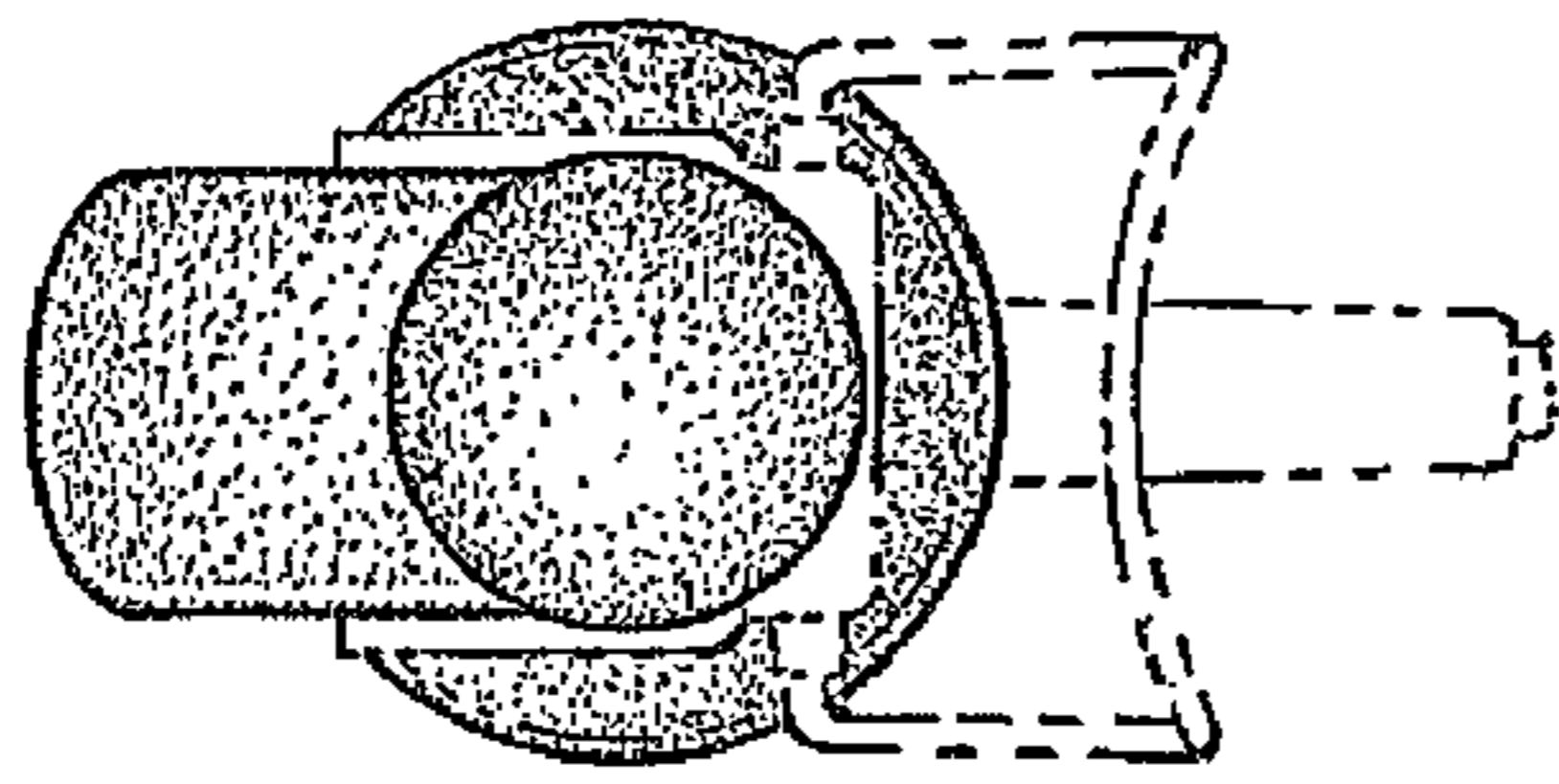


FIG.5

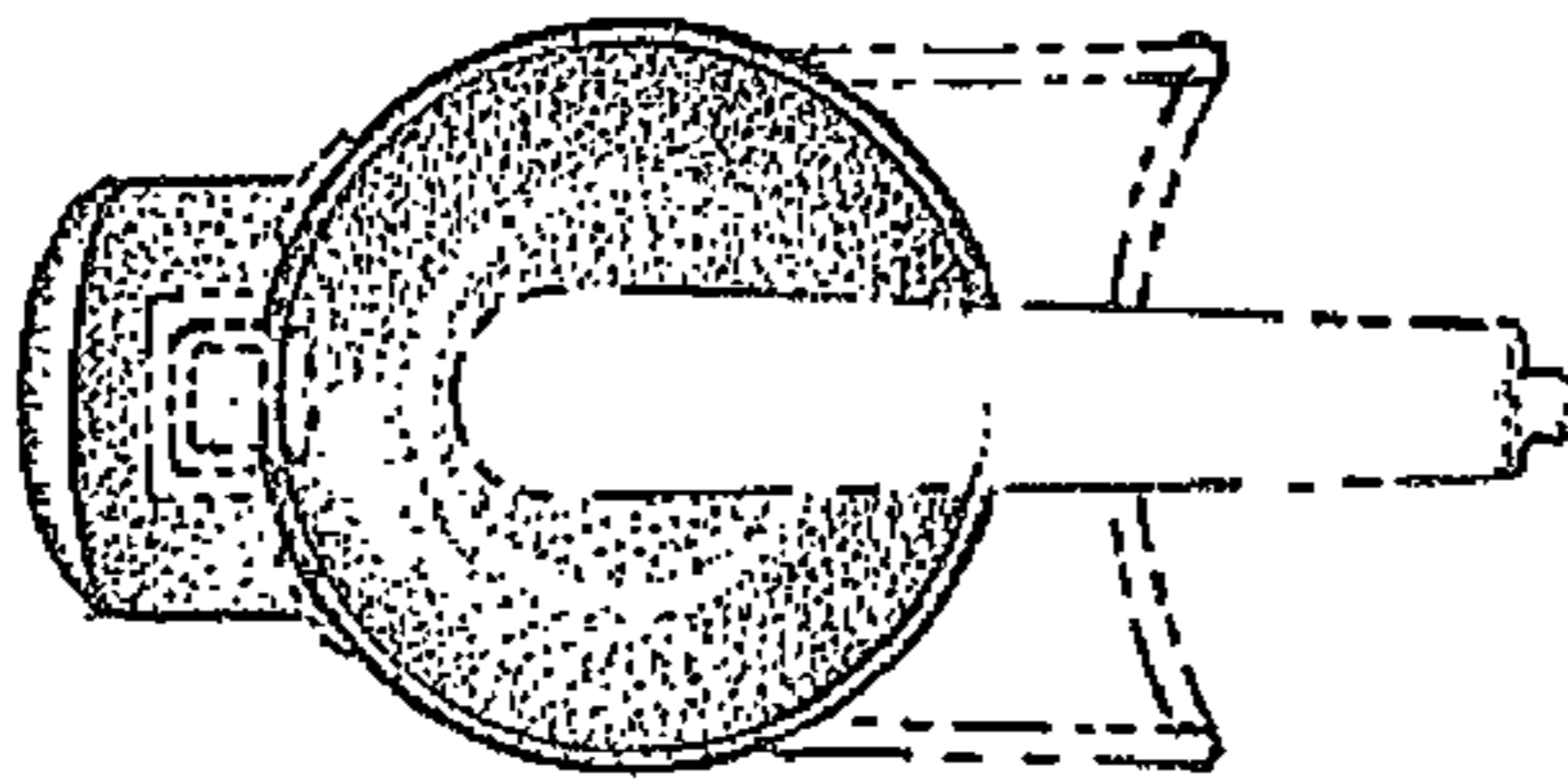


FIG.7

