



US00D677394S

(12) **United States Design Patent**
Grust et al.

(10) **Patent No.:** **US D677,394 S**
(45) **Date of Patent:** **** Mar. 5, 2013**

(54) **MESSAGE THERAPY TOE DEVICE**
(76) Inventors: **Dale Montelione Grust**, New Paltz, NY (US); **Jessica Jones**, Schuyler, VA (US)
(**) Term: **14 Years**
(21) Appl. No.: **29/415,382**
(22) Filed: **Mar. 9, 2012**
(51) **LOC (9) Cl.** **28-03**
(52) **U.S. Cl.** **D24/215**
(58) **Field of Classification Search** D24/200, D24/211-215, 141; 601/27, 28, 33, 40, 46, 601/47, 48, 63, 80, 99, 104, 112, 113, 114, 601/119, 122, 125, 129, 134, 135, 137, DIG. 12, 601/DIG. 13, DIG. 14, DIG. 15, DIG. 16, 601/DIG. 17
See application file for complete search history.

5,843,005 A 12/1998 Chubinsky
7,137,926 B2 11/2006 Barrows
D542,926 S * 5/2007 Louis D24/214
D543,018 S * 5/2007 Bates et al. D3/207
D560,810 S 1/2008 Hennessy
D586,469 S 2/2009 Henry
D626,656 S * 11/2010 Jarry D24/215
7,918,774 B2 4/2011 Dye
2003/0114781 A1 6/2003 Beaty et al.
2006/0155225 A1 7/2006 Murdock et al.
2008/0004554 A1 1/2008 Smith
2008/0027364 A1 1/2008 Moutray
2010/0320188 A1 12/2010 Gallagher
2011/0245741 A1 10/2011 L'Homme et al.

* cited by examiner

Primary Examiner — Sandra Snapp
(74) *Attorney, Agent, or Firm* — J.A. Lindeman & Co., PLLC

(57) **CLAIM**
The ornamental design for a massage therapy toe device, as shown and described.

(56) **References Cited**

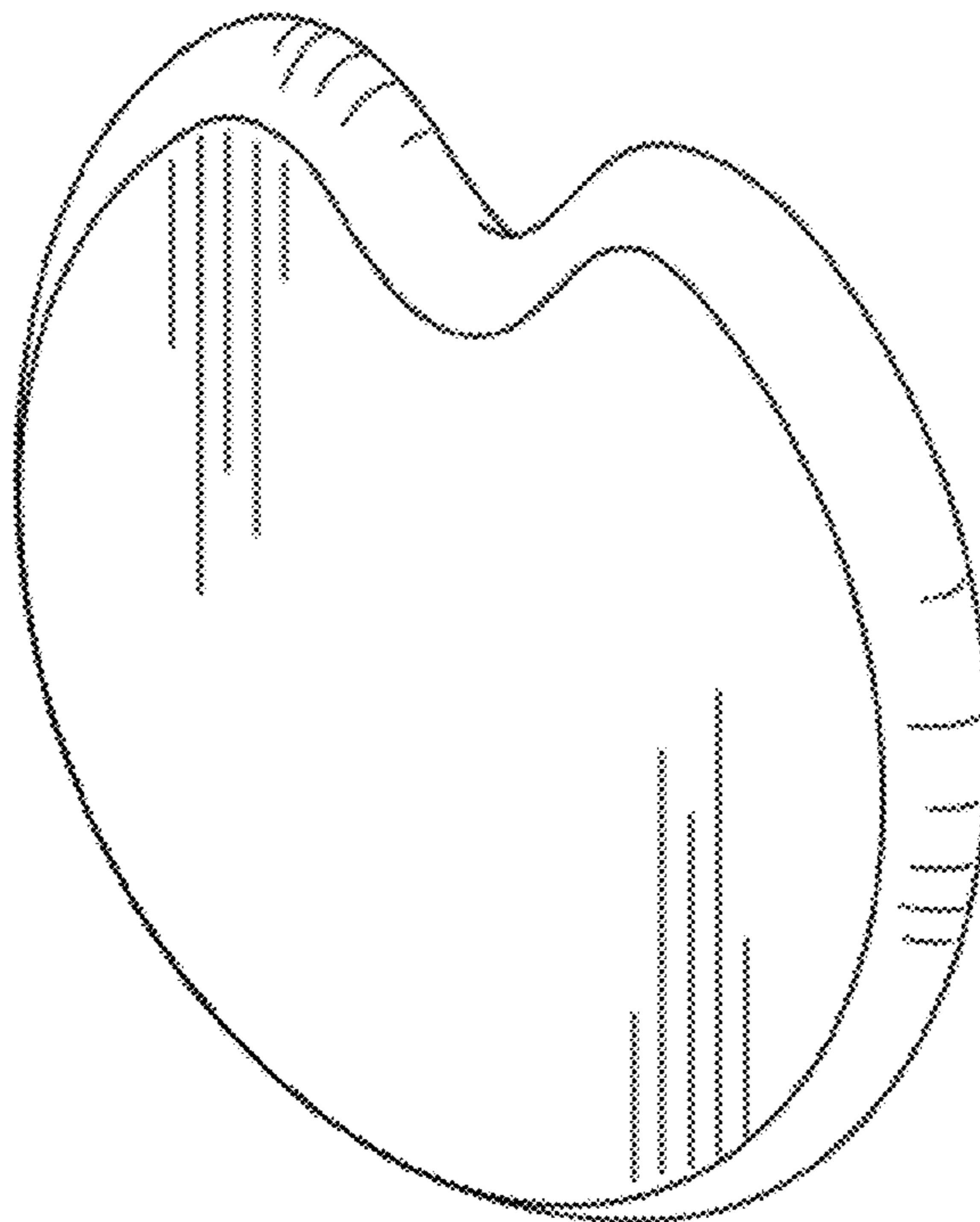
U.S. PATENT DOCUMENTS

D197,889 S 4/1964 Hass
D214,111 S * 5/1969 Anderson D24/214
D237,313 S 10/1975 Harris
D277,983 S 3/1985 Kaminski
4,590,926 A * 5/1986 Courtin 601/137
4,705,030 A 11/1987 Tepperberg
D338,964 S 8/1993 Tarjoto
5,251,620 A 10/1993 Boucher et al.
5,478,988 A 12/1995 Hughes et al.
D374,484 S 10/1996 Haynes
D375,167 S 10/1996 Taylor
D386,879 S 11/1997 Daniels

DESCRIPTION

FIG. 1 is a perspective view of our massage therapy toe device;
FIG. 2 is a front view (the back view being an identical image thereof) of the massage therapy toe device;
FIG. 3 is a right side view (the left side view being an identical image thereof) of the massage therapy toe device;
FIG. 4 is a top view of the massage therapy toe device; and,
FIG. 5 is a bottom view of the massage therapy toe device.

1 Claim, 2 Drawing Sheets



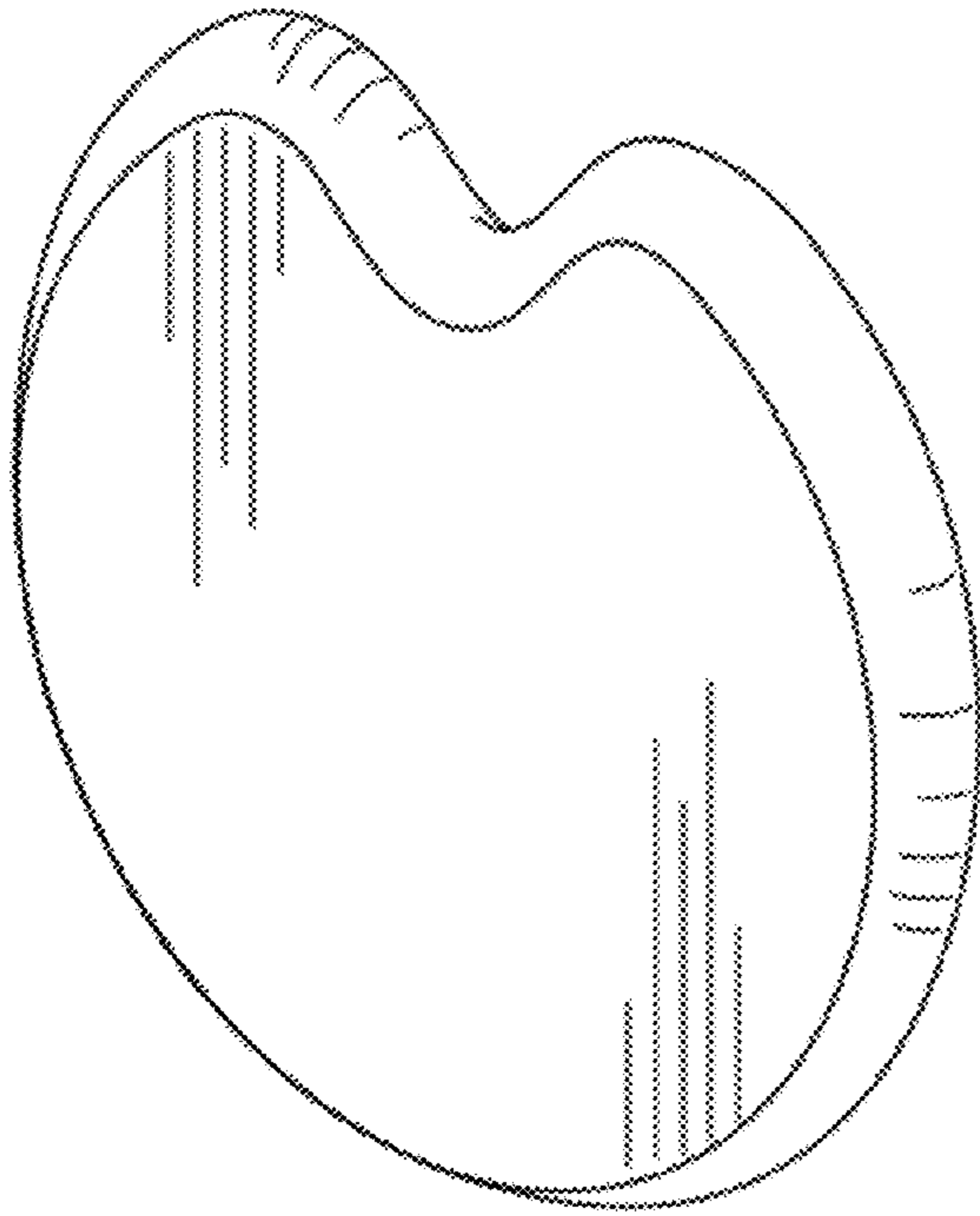


FIG. 1

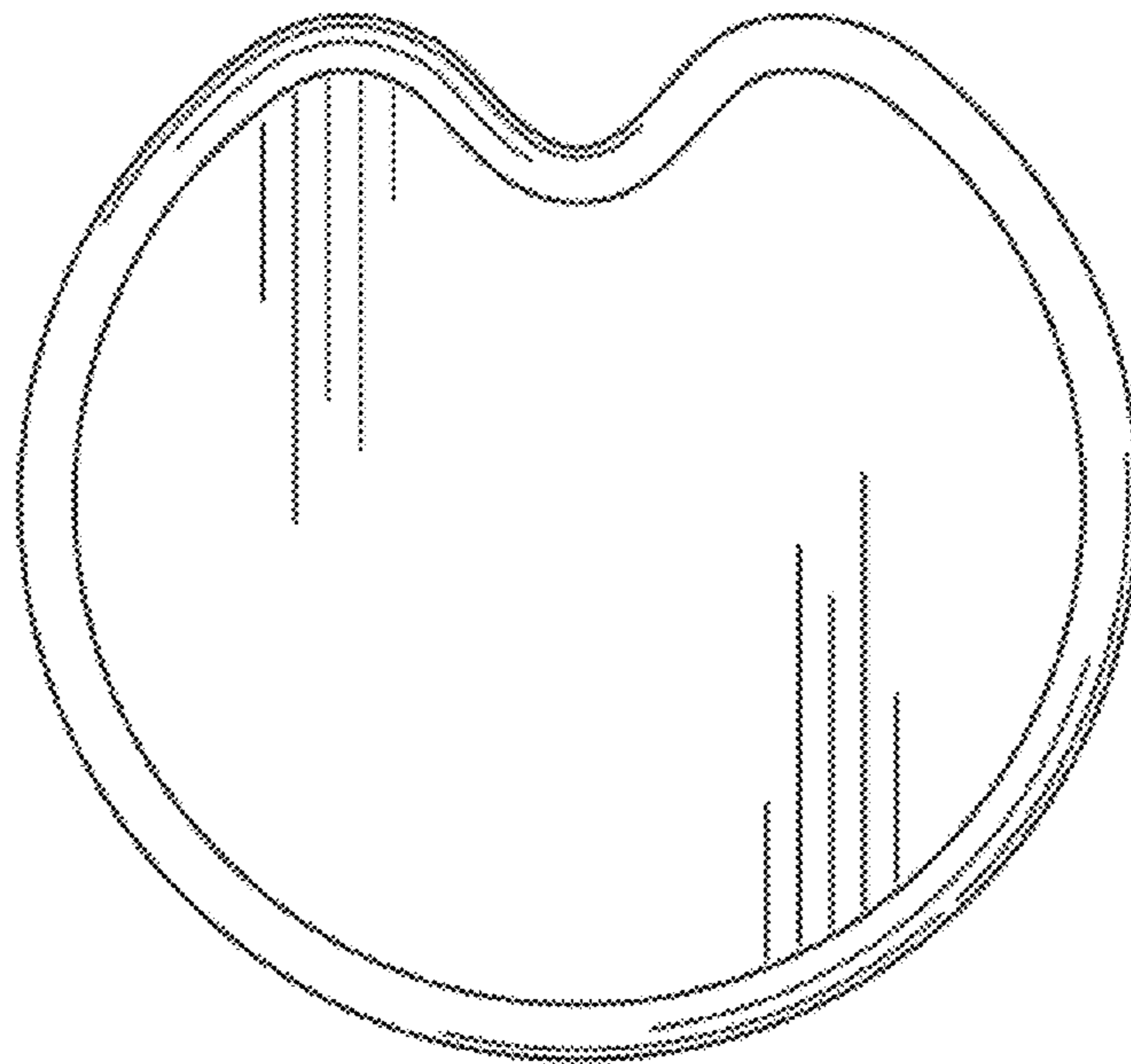


FIG. 2




FIG. 3



FIG. 4



FIG. 5