



US00D677390S

(12) **United States Design Patent**
Garth et al.

(10) **Patent No.:** **US D677,390 S**
(45) **Date of Patent:** **** Mar. 5, 2013**

(54) **PANEL FOR A BACK BRACE**
(76) Inventors: **Geoffrey Garth**, Long Beach, CA (US);
Steven Burke, Huntington Beach, CA
(US); **Christopher Collins**, Huntington
Beach, CA (US); **Jozsef Horvath**,
Fullerton, CA (US)

7,101,348 B2 9/2006 Garth et al.
7,306,573 B2 * 12/2007 Bonutti 602/18
D632,845 S * 2/2011 Green et al. D29/101.3
D657,064 S * 4/2012 Nace et al. D24/190
2009/0275871 A1 * 11/2009 Liu 602/19
2010/0318011 A1 * 12/2010 Hirota et al. 602/19
2011/0082393 A1 * 4/2011 Bort 600/594
2011/0105971 A1 * 5/2011 Ingimundarson et al. 602/19
2011/0114101 A1 * 5/2011 Tweardy et al. 128/870

(**) Term: **14 Years**

* cited by examiner

(21) Appl. No.: **29/401,250**

Primary Examiner — Susan E Krakower

(22) Filed: **Sep. 9, 2011**

(74) *Attorney, Agent, or Firm* — Fish & Associates, PC

(51) **LOC (9) Cl.** **24-01**

(52) **U.S. Cl.** **D24/190**

(58) **Field of Classification Search** D24/188–191,
D24/200, 206; D29/100, 101.2, 101.3, 113,
D29/121.1, 121.2; D2/853, 856, 860, 610,
D2/624, 627, 829; 602/1, 2, 5, 6, 14, 18,
602/19, 20, 26, 36, 75, 76, 901; 128/876,
128/878–881, 892, DIG. 15, DIG. 23; 2/462,
2/916

See application file for complete search history.

(56) **References Cited**

U.S. PATENT DOCUMENTS

3,182,655 A * 5/1965 Nelkin 602/19
D311,608 S * 10/1990 Harding D29/100
5,121,756 A * 6/1992 Koledin 5/628
5,437,614 A * 8/1995 Grim 602/19
6,921,376 B2 * 7/2005 Tweardy et al. 602/18
7,001,348 B2 2/2006 Garth

(57) **CLAIM**

We claim, the ornamental design for a panel for a back brace,
as shown and described.

DESCRIPTION

FIG. 1 is a side front perspective view of a panel for a back
brace, showing our new design;
FIG. 2 is a front view of the panel;
FIG. 3 is a left side view of the panel;
FIG. 4 is a right side view of the panel;
FIG. 5 is a back view of the panel;
FIG. 6 is a top perspective view of the panel; and,
FIG. 7 is a bottom perspective view of the panel.
The broken lines illustrate portions of the panel for a back
brace which form no part of the claimed design.

1 Claim, 4 Drawing Sheets

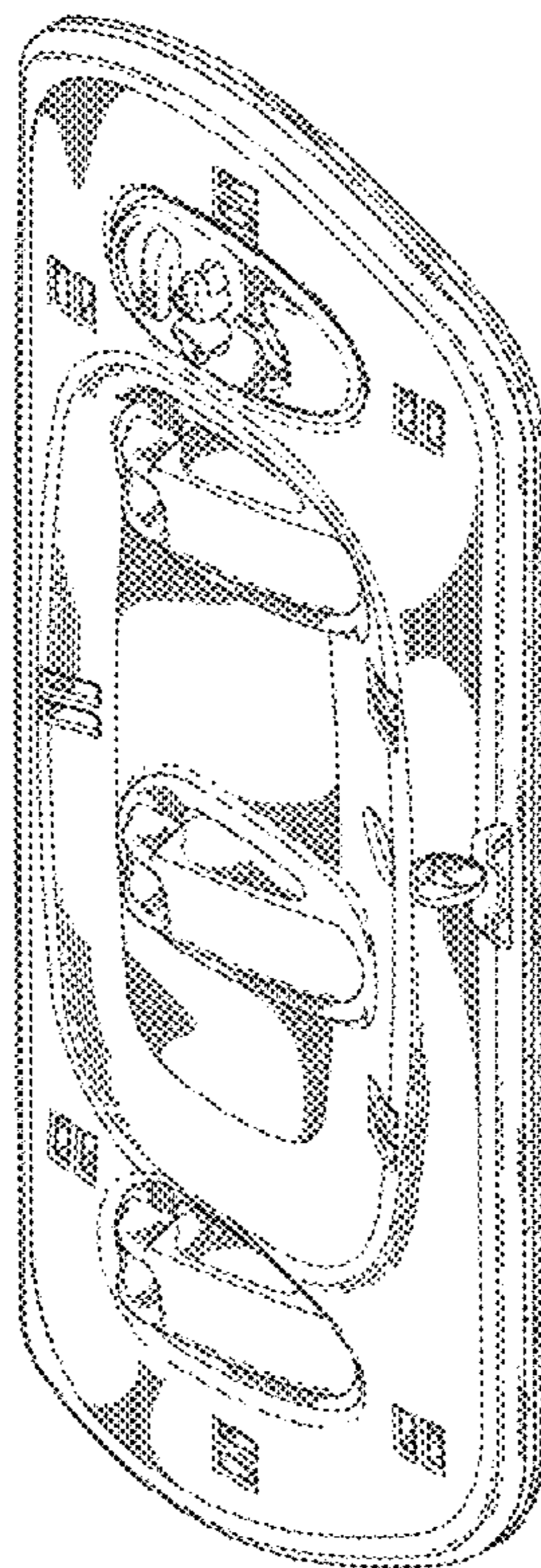
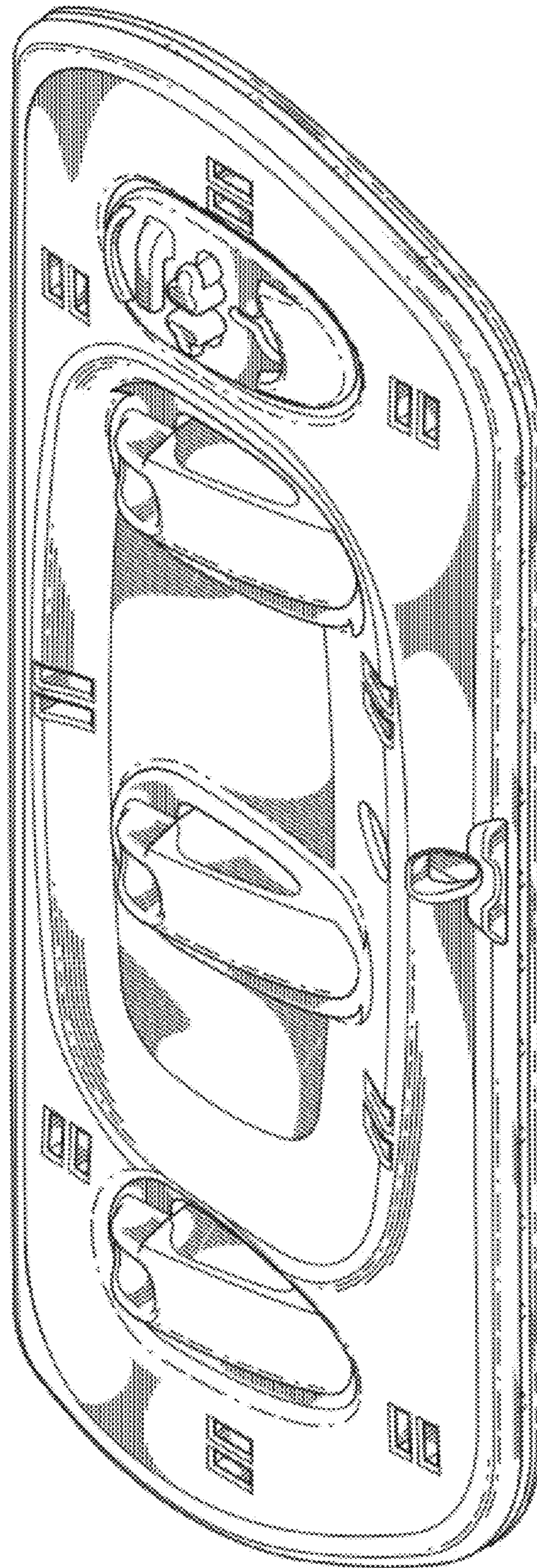


FIG. 1



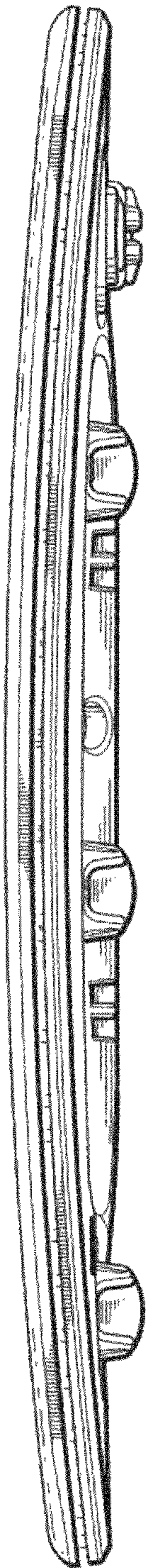
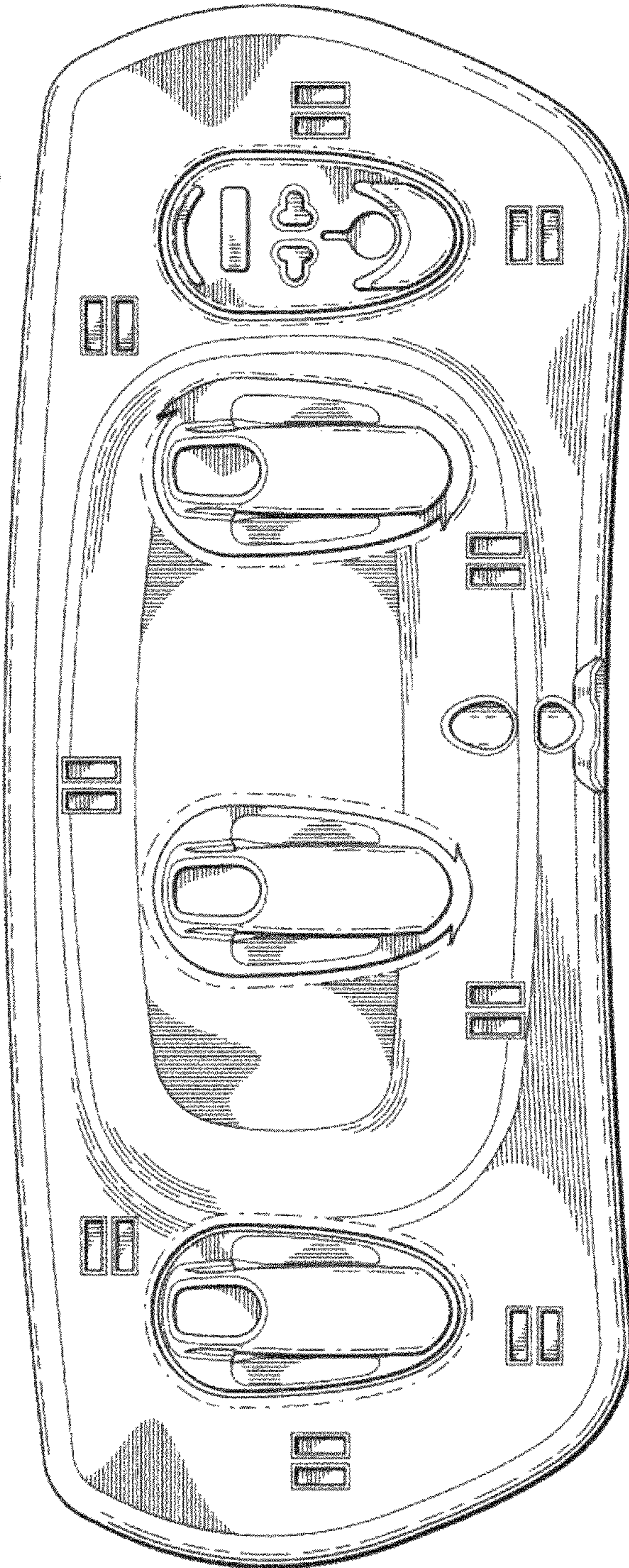


FIG. 3

FIG. 2



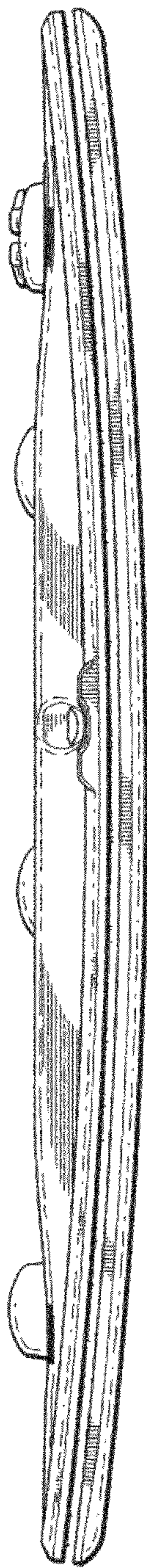


FIG. 4

FIG. 5

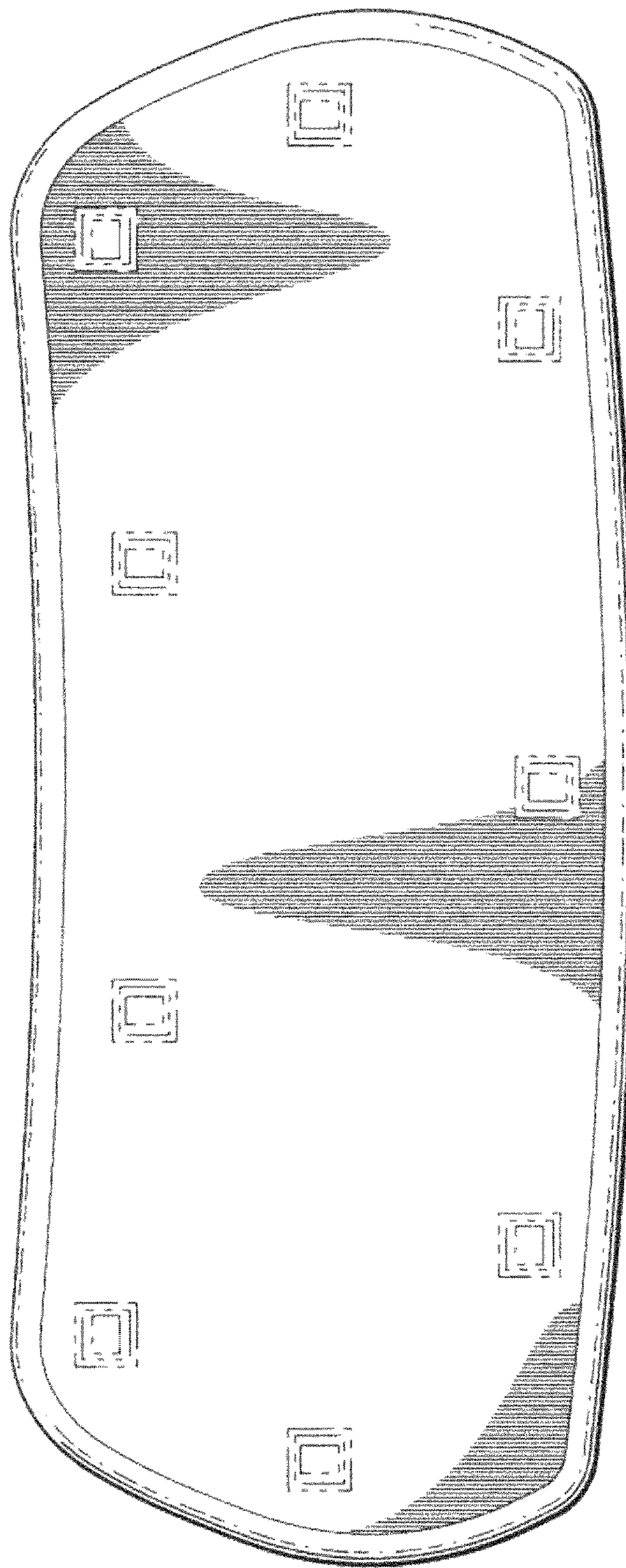


FIG. 6

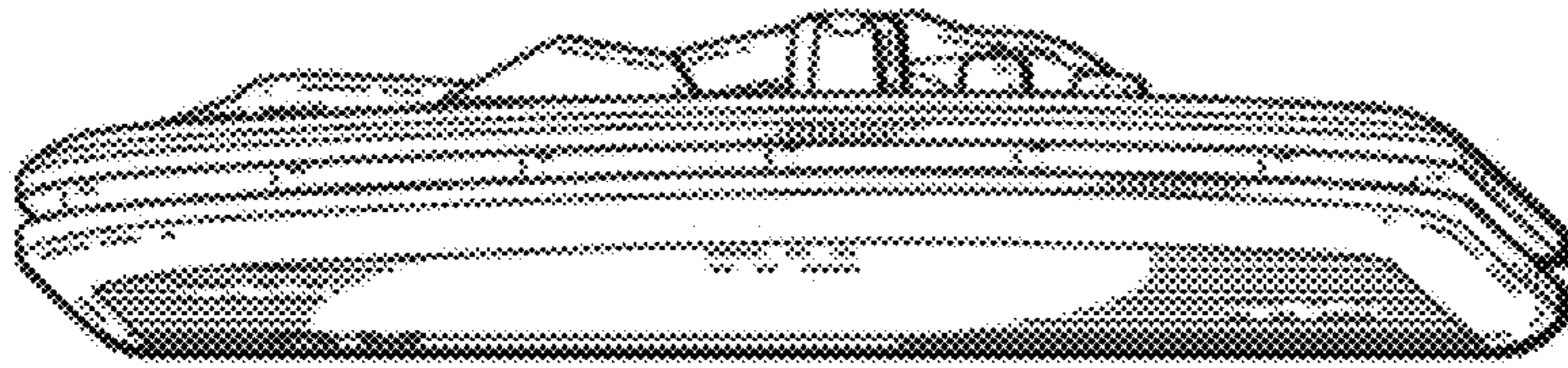


FIG. 7