



US00D677387S

(12) **United States Design Patent**
Personnelli

(10) **Patent No.:** **US D677,387 S**

(45) **Date of Patent:** **** Mar. 5, 2013**

(54) **CEILING MOUNTED CARDIAC SCANNER**

(75) Inventor: **Regis Personnelli**, Fontenay-le-Fleury (FR)

(73) Assignee: **General Electric Company**, Schenectady, NY (US)

(**) Term: **14 Years**

(21) Appl. No.: **29/379,686**

(22) Filed: **Nov. 23, 2010**

(51) **LOC (9) Cl.** **28-01**

(52) **U.S. Cl.** **D24/158**

(58) **Field of Classification Search** D24/158-161, D24/183; 378/178-190, 193, 195-198, 208, 378/209, 10, 11, 37

See application file for complete search history.

(56) **References Cited**

U.S. PATENT DOCUMENTS

D553,748	S	*	10/2007	Ogiwara	D24/158
D658,762	S	*	5/2012	Yokoyama et al.	D24/158
2002/0118793	A1	*	8/2002	Horbaschek	378/197
2010/0119032	A1	*	5/2010	Yan et al.	378/4
2011/0002444	A1	*	1/2011	Schmitt et al.	378/62
2011/0170668	A1	*	7/2011	Ozawa et al.	378/98.5

2011/0206183	A1	*	8/2011	Tanaka et al.	378/62
2011/0243309	A1	*	10/2011	Weijiang	378/197
2011/0268248	A1	*	11/2011	Simon et al.	378/62
2012/0155616	A1	*	6/2012	Rijken et al.	378/198

* cited by examiner

Primary Examiner — T. Chase Nelson

Assistant Examiner — Ania Aman

(74) *Attorney, Agent, or Firm* — Ziolkowski Patent Solutions Group, SC

(57) **CLAIM**

The ornamental design for a ceiling mounted cardiac scanner, as shown and described herein.

DESCRIPTION

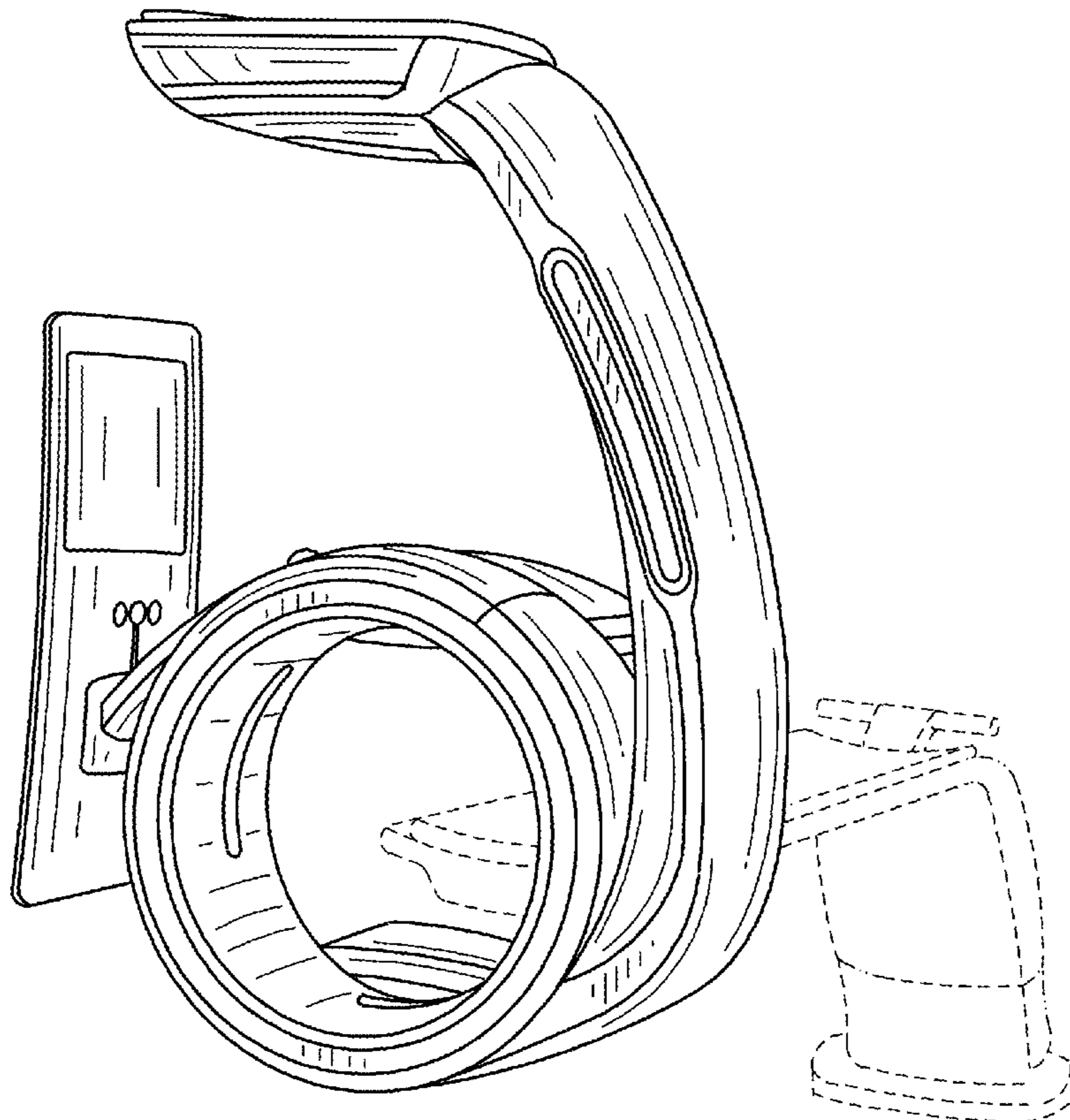
FIG. 1 is a rear perspective view of a ceiling mounted cardiac scanner in accordance with the present invention.

FIG. 2 is a front perspective view of the ceiling mounted cardiac scanner of FIG. 1; and,

FIG. 3 is a front perspective view of the ceiling mounted cardiac scanner of FIG. 1.

The broken lines in the drawing views are included for the purpose of illustrating portions of the ceiling mounted cardiac scanner that form no part of the claimed design.

1 Claim, 3 Drawing Sheets



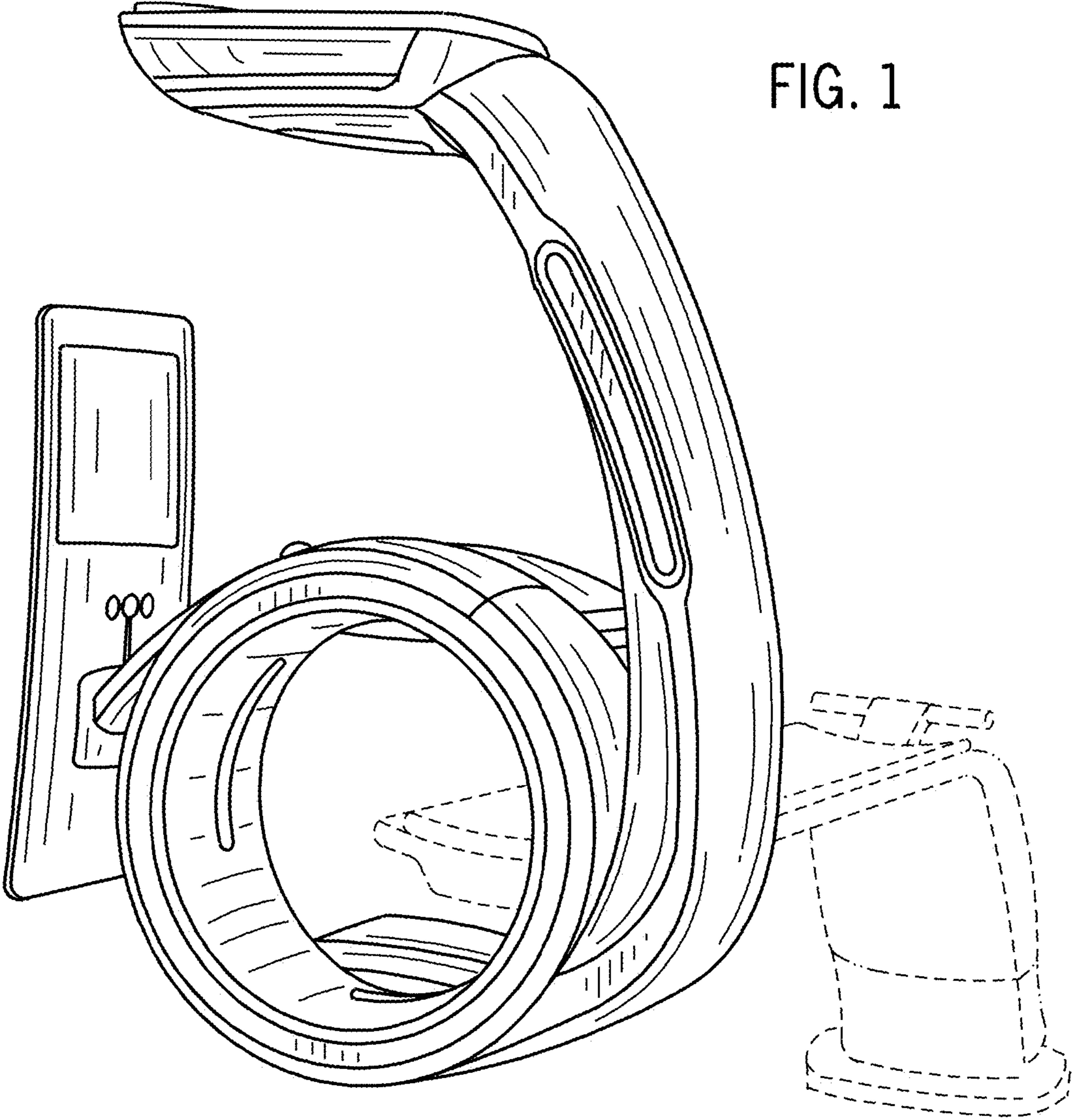


FIG. 1

FIG. 2

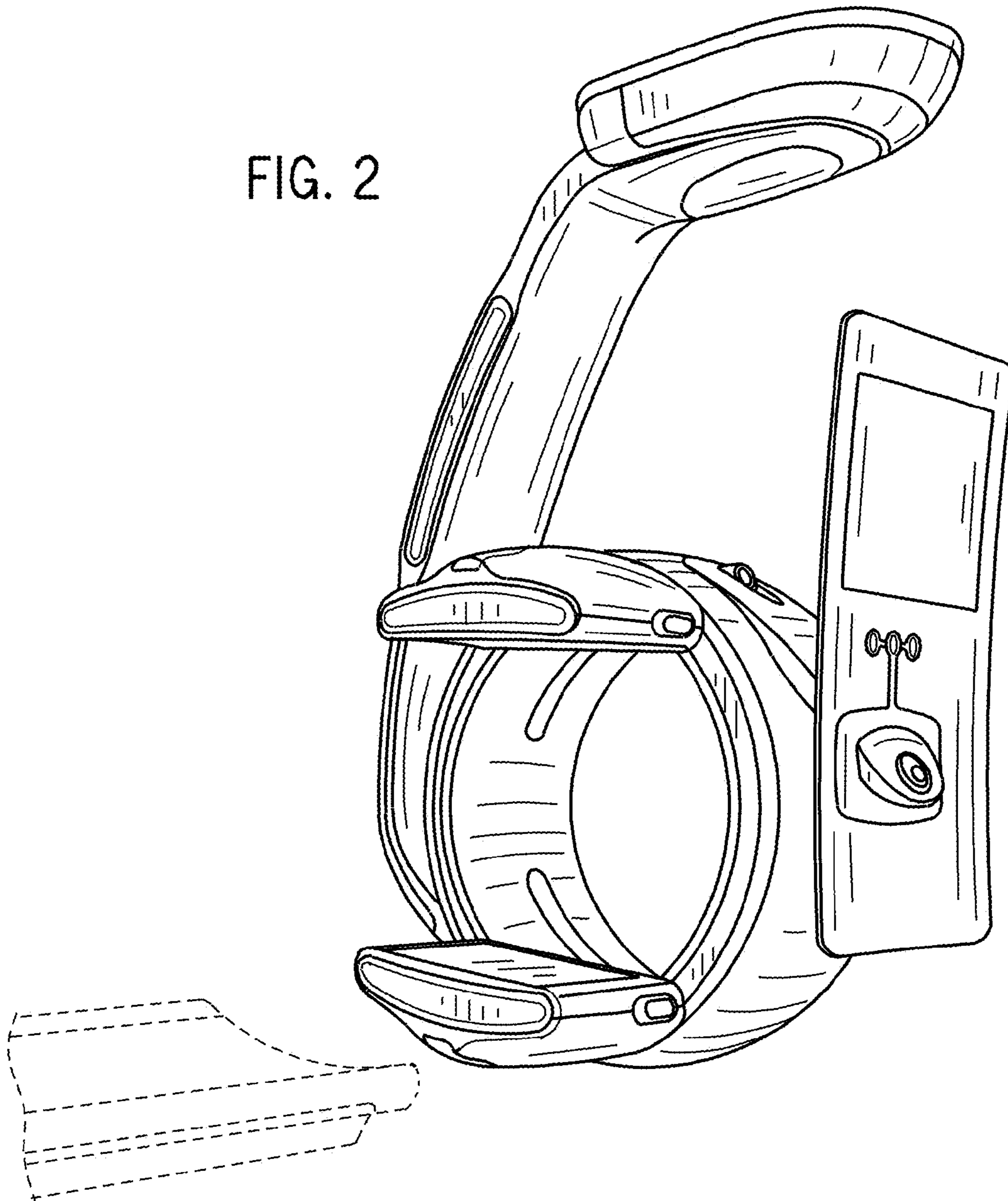


FIG. 3

