



US00D677372S

(12) **United States Design Patent**  
**Browder**

(10) **Patent No.:** **US D677,372 S**  
(45) **Date of Patent:** **\*\* Mar. 5, 2013**

(54) **COVER FOR LIGHT AND/OR FRAGRANCE  
EMITTER**

(75) Inventor: **John Browder**, Argyle, TX (US)

(73) Assignee: **IDC Enchanted Lighting Company,  
LLC**, Roanoke, TX (US)

(\*\*) Term: **14 Years**

(21) Appl. No.: **29/413,495**

(22) Filed: **Feb. 16, 2012**

(51) **LOC (9) Cl.** ..... **28-99**

(52) **U.S. Cl.** ..... **D23/367**

(58) **Field of Classification Search** ..... D23/355-369;  
D28/5, 6; 261/DIG. 17, DIG. 42, DIG. 65,  
261/DIG. 88, DIG. 89; 392/386, 390, 394,  
392/395; 239/34, 44, 53, 55, 56, 326; D26/14,  
D26/17, 98

See application file for complete search history.

(56) **References Cited**

**U.S. PATENT DOCUMENTS**

D337,614 S *	7/1993	Turner	.....	D19/82
D345,621 S *	3/1994	McLaughlin, II	.....	D26/127
D412,369 S *	7/1999	Kumar	.....	D26/16
D454,936 S *	3/2002	Catelli	.....	D21/816
D462,794 S *	9/2002	Kumar	.....	D26/11
D463,046 S *	9/2002	Kumar	.....	D26/11
D475,445 S *	6/2003	Kumar	.....	D23/366
D491,485 S *	6/2004	Kumar	.....	D11/125
D514,212 S *	1/2006	Harbutt et al.	.....	D23/366

D607,371 S *	1/2010	Kurtz	.....	D11/151
D607,372 S *	1/2010	Kurtz	.....	D11/151
D607,373 S *	1/2010	Kurtz	.....	D11/151
D610,667 S *	2/2010	Espiritu, Jr.	.....	D23/367
7,658,516 B2 *	2/2010	McCauley	.....	362/351
D615,451 S *	5/2010	Kurtz	.....	D11/151
D628,282 S *	11/2010	Espiritu, Jr.	.....	D23/366
D638,113 S *	5/2011	Havive et al.	.....	D23/367
D638,562 S *	5/2011	Sun	.....	D26/48
D646,449 S *	10/2011	Cheng	.....	D32/29.1
D663,409 S *	7/2012	Browder	.....	D23/367

\* cited by examiner

*Primary Examiner* — Sandra Snapp

(74) *Attorney, Agent, or Firm* — Brian Harris

(57) **CLAIM**

The ornamental design for a cover for light and/or fragrance emitter, as shown and described.

**DESCRIPTION**

FIG. 1 is a perspective view of a cover for light and/or fragrance emitter showing my new design;

FIG. 2 is a front view thereof;

FIG. 3 is a back view thereof;

FIG. 4 is a right side view thereof;

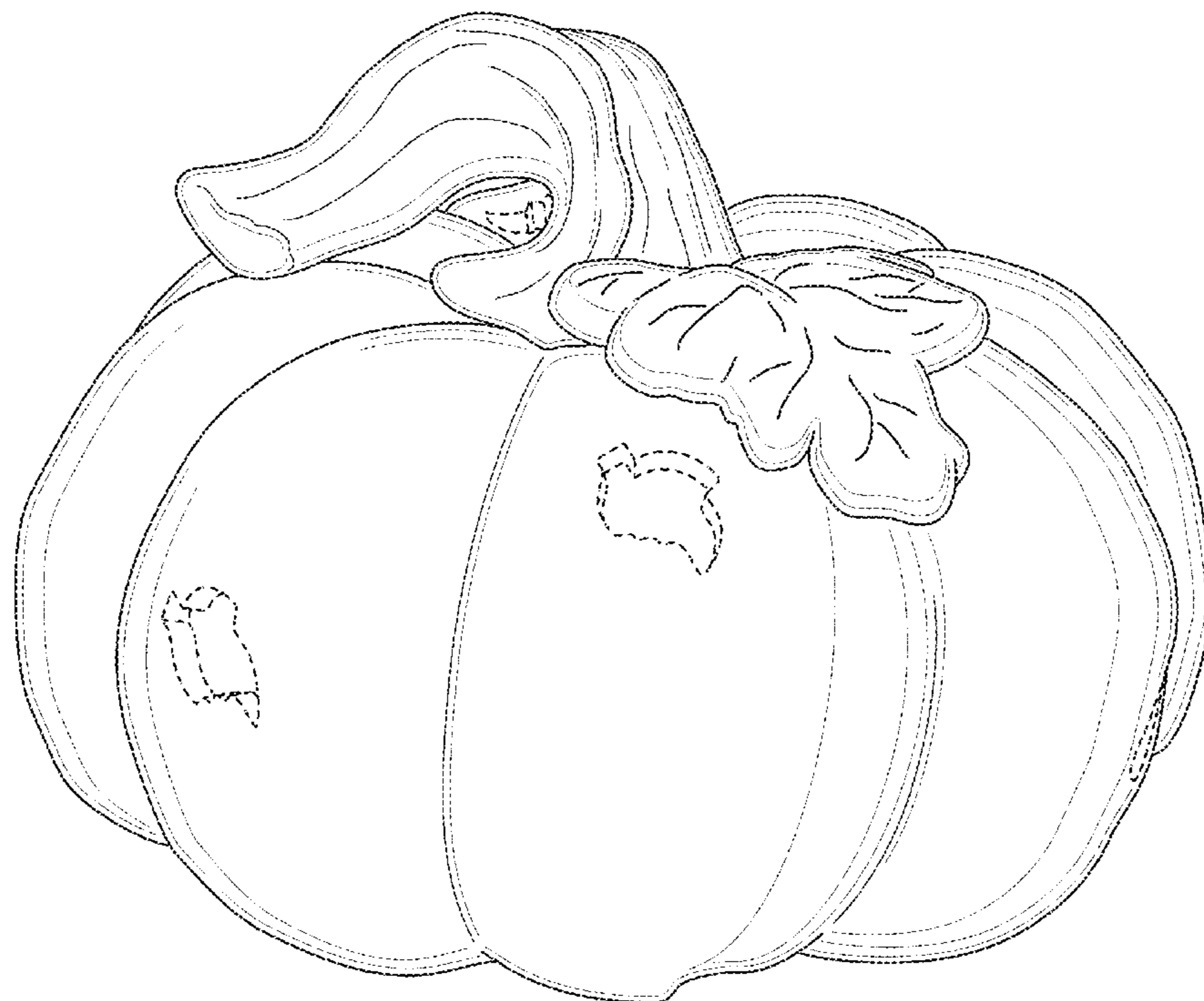
FIG. 5 is a left side view thereof;

FIG. 6 is a top view thereof; and,

FIG. 7 is a bottom view thereof.

The broken lines form no part of the claimed design.

**1 Claim, 7 Drawing Sheets**



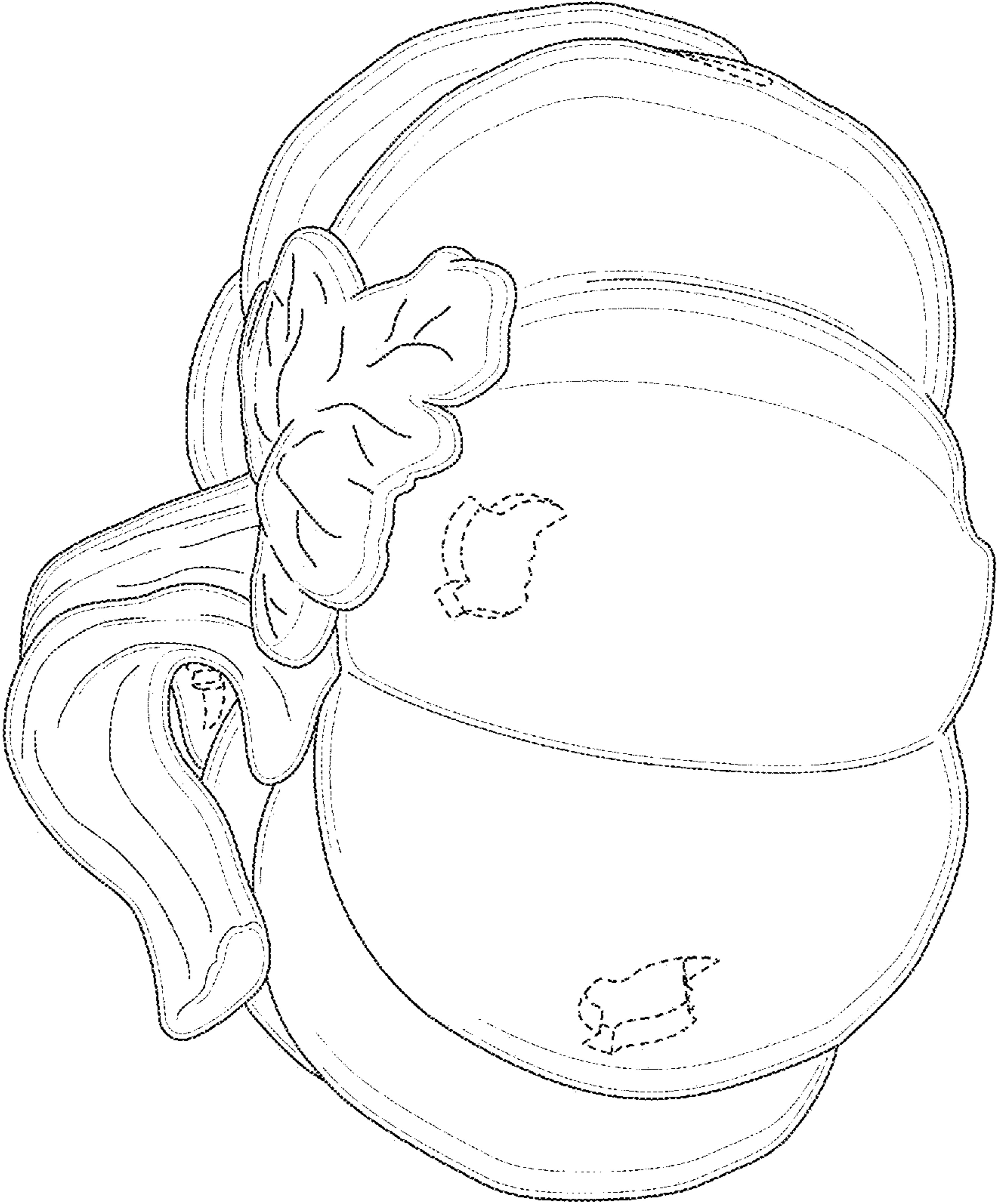


FIG. 1

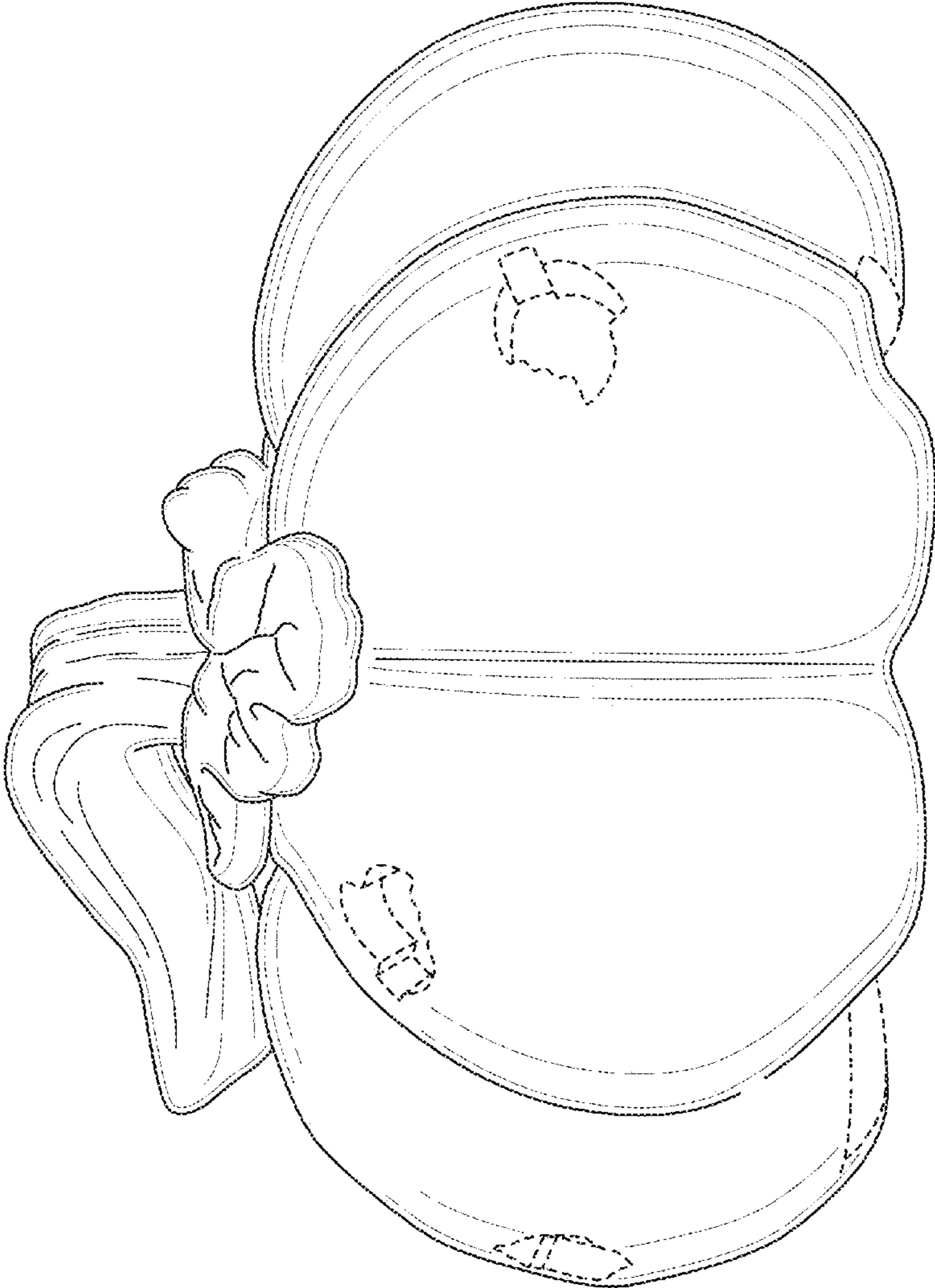


FIG. 2

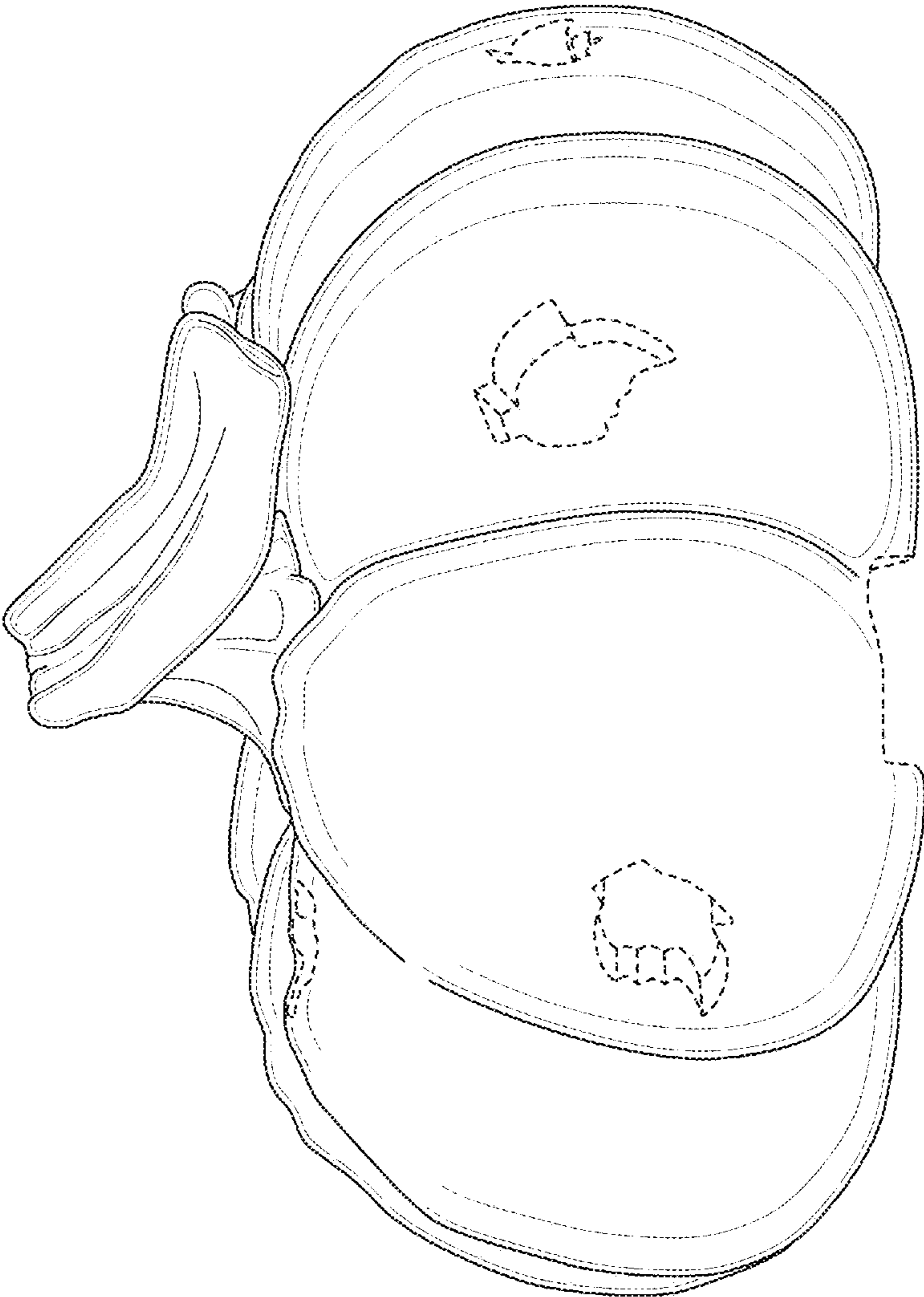


FIG. 3

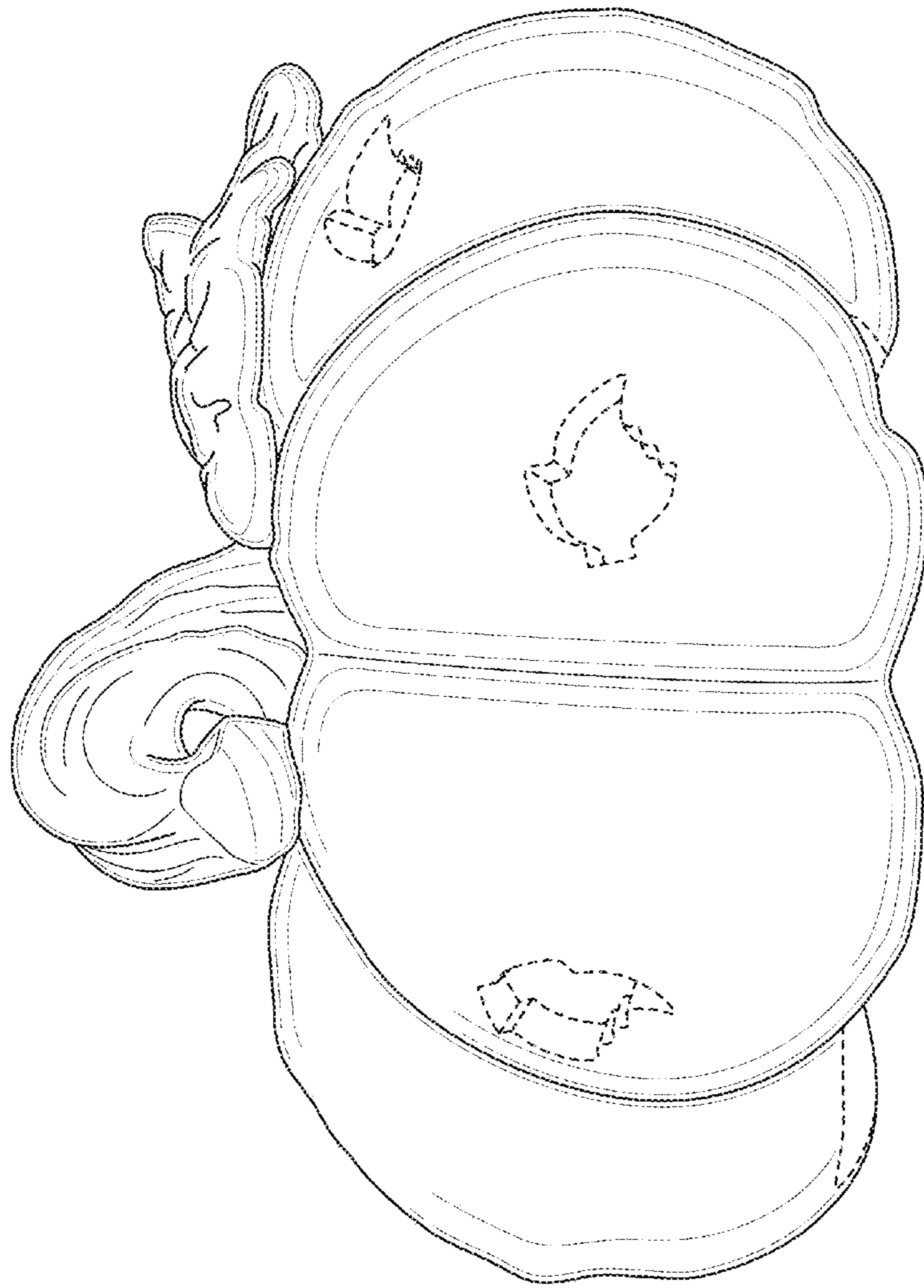


FIG. 4

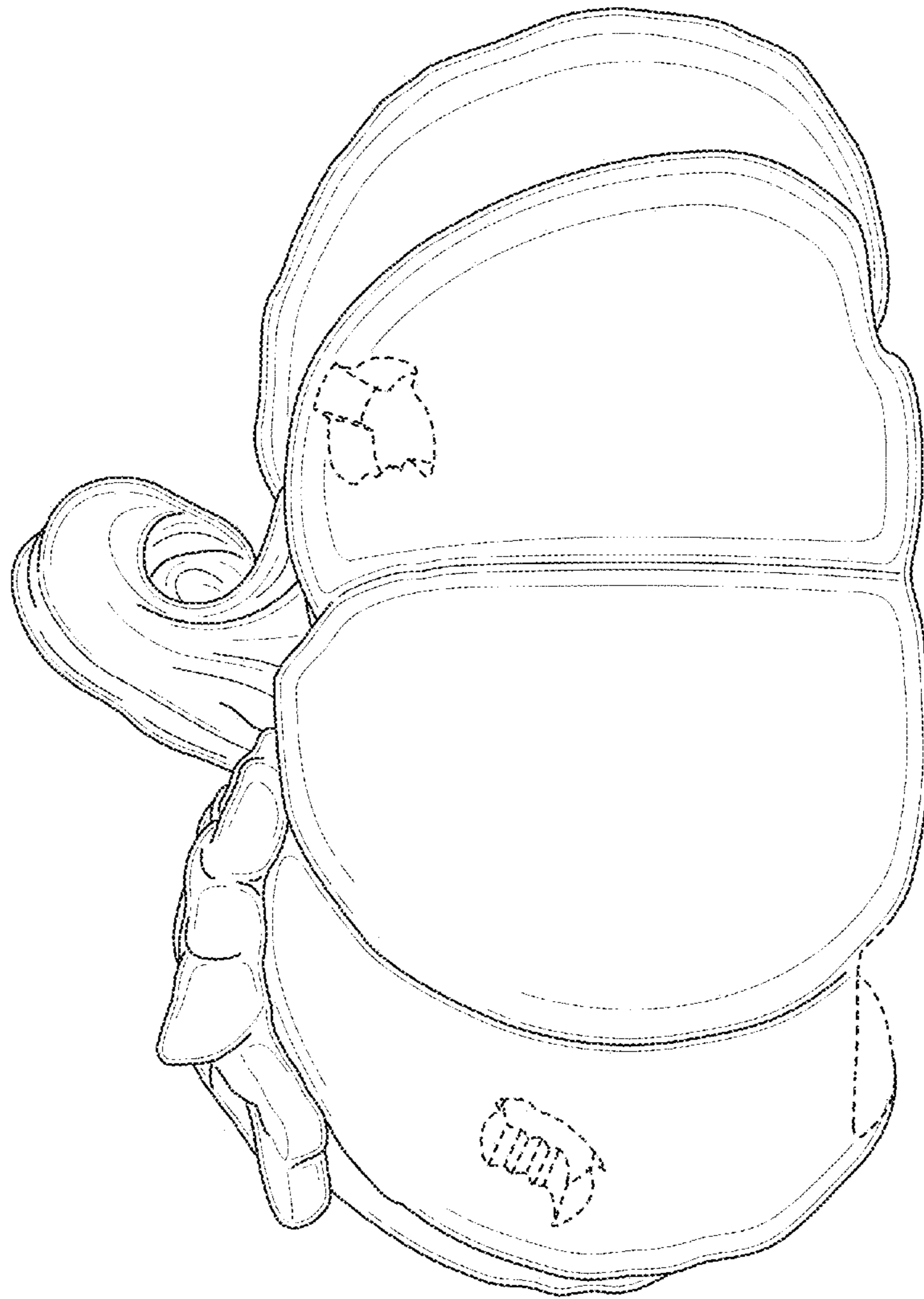


FIG. 5

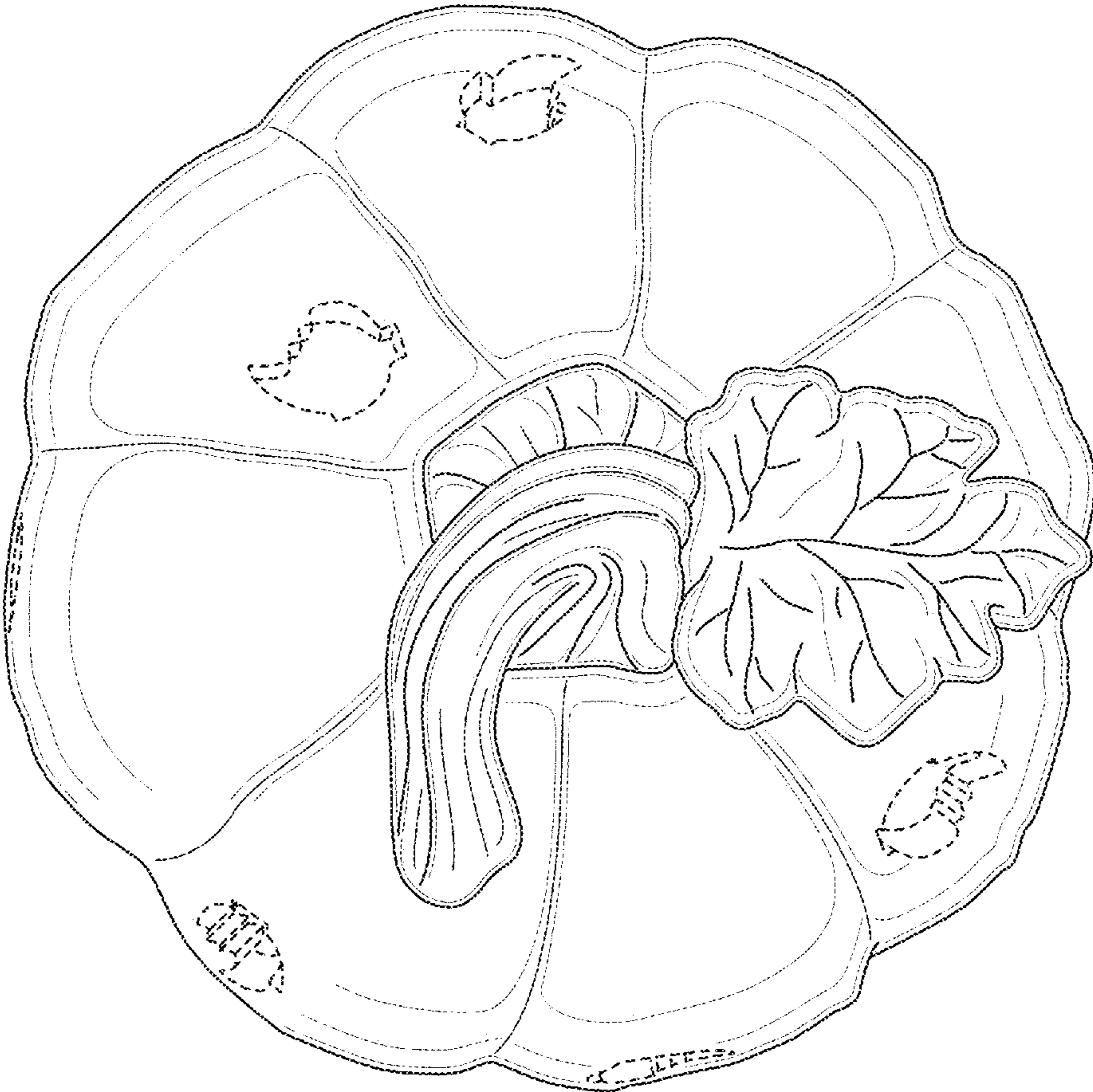


FIG. 6




FIG. 7