



US00D677368S

(12) **United States Design Patent**  
**Ho**

(10) **Patent No.:** **US D677,368 S**  
(45) **Date of Patent:** **\*\* Mar. 5, 2013**

(54) **FLOOR TRAP**

(75) **Inventor:** **Yeong Cherng Ho**, Singapore (SG)

(73) **Assignee:** **Ho Yeong Cherng**, Singapore (SG)

(\*\*) **Term:** **14 Years**

(21) **Appl. No.:** **29/426,138**

(22) **Filed:** **Jun. 29, 2012**

(51) **LOC (9) Cl.** ..... **23-01**

(52) **U.S. Cl.** ..... **D23/261**

(58) **Field of Classification Search** ..... D23/260,  
D23/261, 268; 4/286, 289, 290, 292, 679;  
210/164

See application file for complete search history.

(56) **References Cited**

U.S. PATENT DOCUMENTS

D191,184	S	*	8/1961	Scholz	.....	D23/261
D348,924	S	*	7/1994	Merrett	.....	D23/261
D379,403	S	*	5/1997	Jones	.....	D23/261
D521,314	S	*	5/2006	Ball	.....	D7/393
D564,980	S	*	3/2008	Browne et al.	.....	D13/174
7,458,108	B2	*	12/2008	Wolf	.....	4/222.1
2010/0206969	A1	*	8/2010	Strong	.....	241/101.01
2012/0005814	A1	*	1/2012	Escobar et al.	.....	4/290

\* cited by examiner


*Primary Examiner* — Eric Goodman

(57) **CLAIM**  
The ornamental design for a floor trap, as shown.

**DESCRIPTION**

FIG. 1 is a front view of a floor trap showing my new design;  
FIG. 2 is a rear view thereof; and,  
FIG. 3 is a side view thereof.

**1 Claim, 2 Drawing Sheets**








Fig 1




Fig 2






Fig 3