



US00D677331S

(12) **United States Design Patent**
Holt et al.

(10) **Patent No.:** **US D677,331 S**
(45) **Date of Patent:** **** Mar. 5, 2013**

(54) **TRANSACTION PRODUCT**

(75) Inventors: **Brian R. Holt**, Minneapolis, MN (US);
David J. Schwen, Roseville, MN (US);
Aaron Muther, Crystal, MN (US)

(73) Assignee: **Target Brands, Inc.**, Minneapolis, MN (US)

(**) Term: **14 Years**

(21) Appl. No.: **29/426,742**

(22) Filed: **Jul. 10, 2012**

(51) **LOC (9) Cl.** **19-08**

(52) **U.S. Cl.** **D19/10**

(58) **Field of Classification Search** D19/1-10,
D19/20-34; 40/124.01-124.15, 661, 776,
40/726; 283/72, 75-76, 105-107, 82, 70,
283/904, 74; 206/449; D21/385; D20/10-11,
D20/22, 27, 40, 42; 360/2; 235/380, 382
See application file for complete search history.

(56) **References Cited**

U.S. PATENT DOCUMENTS

D164,567	S	9/1951	Gosselin	
4,486,975	A	12/1984	Harreld et al.	
D414,212	S	9/1999	Palardis	
D464,376	S	10/2002	Zimmerman	
D495,749	S	9/2004	Van Veen et al.	
D523,076	S *	6/2006	Lauer et al.	D19/9
D553,676	S *	10/2007	Hogg	D19/9
D554,180	S *	10/2007	Qvale	D19/9
D596,377	S	7/2009	Butler	
D615,585	S *	5/2010	Skinner et al.	D19/10
D616,021	S *	5/2010	Halbur	D19/9
D622,764	S *	8/2010	Halbur et al.	D19/9
D628,627	S *	12/2010	Halbur et al.	D19/9
D633,944	S	3/2011	Scott	
D633,945	S	3/2011	Scott	
D633,946	S	3/2011	Scott	
D634,780	S *	3/2011	Schumann	D19/9
D641,791	S	7/2011	Scott	
D657,818	S *	4/2012	Clegg et al.	D19/9

OTHER PUBLICATIONS

Copyright Catalog Summary of Registered Copyright No. VA0000048779; date of publication Jun. 1, 1978 (1 page).

Copyright Certificate of Registration for VA 1-709-229; first date of noted publication Jan. 1, 1979 (2 pages).

Photographs of publicly sold "Foam Hand" (4 pages).
"Foam Hand" available from www.pangeapromos.com/ProductDetail.aspx?id=84042 as early as 2009 (1 page).

* cited by examiner

Primary Examiner — Caron D. Veynar

Assistant Examiner — Abraham Bahta

(74) *Attorney, Agent, or Firm* — Griffiths & Seaton PLLC

(57) **CLAIM**

The ornamental design for a transaction product, as shown and described.

DESCRIPTION

FIG. 1 is a front, perspective view of a transaction product showing a first embodiment of our new design;

FIG. 2 is a front view thereof;

FIG. 3 is a rear view thereof;

FIG. 4 is a top view thereof;

FIG. 5 is a bottom view thereof;

FIG. 6 is a left side view thereof; and

FIG. 7 is a right side view thereof.

FIG. 8 is a front, perspective view of a transaction product showing a second embodiment of our new design;

FIG. 9 is a front view thereof;

FIG. 10 is a rear view thereof;

FIG. 11 is a top view thereof;

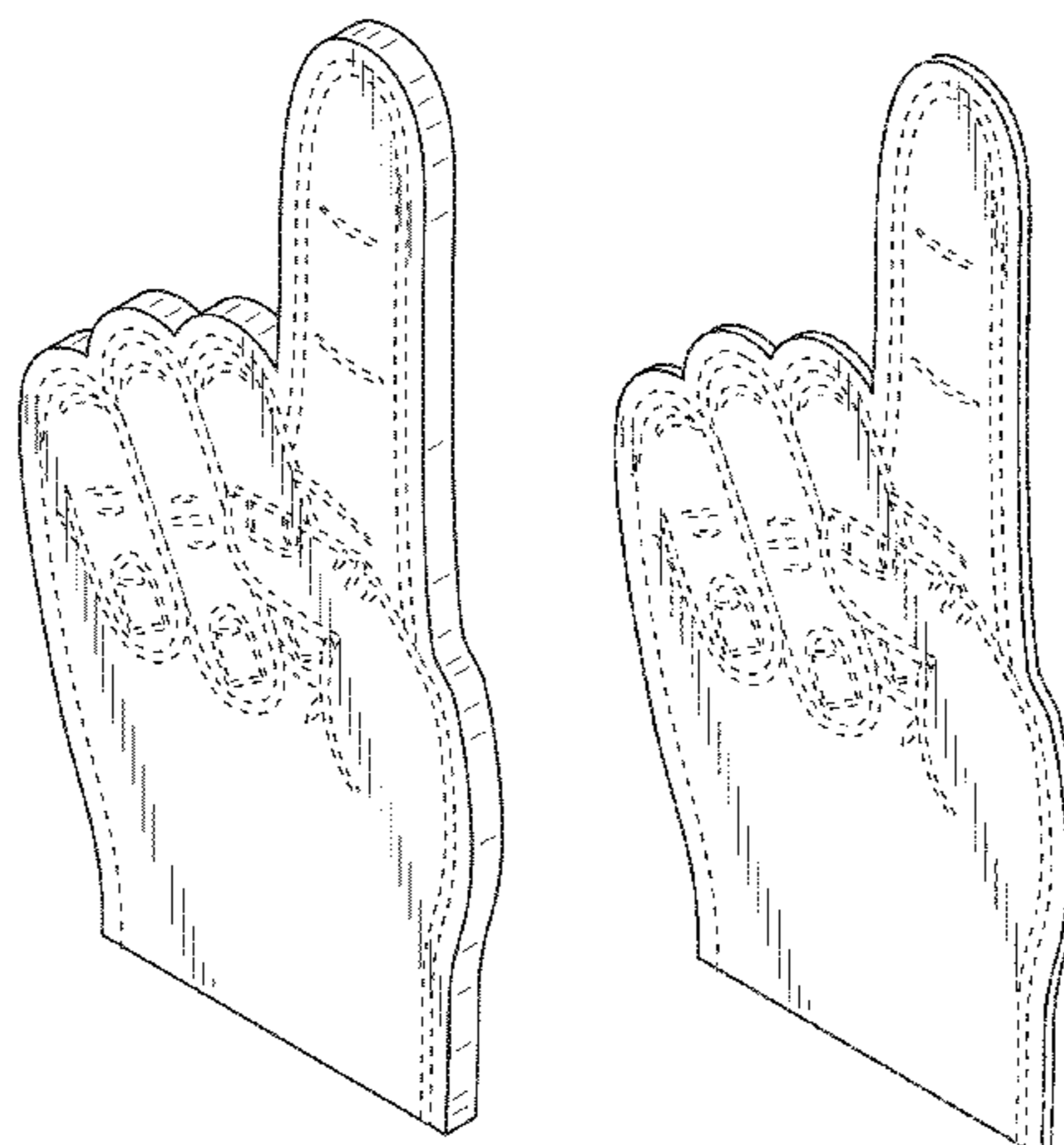
FIG. 12 is a bottom view thereof;

FIG. 13 is a left side view thereof; and,

FIG. 14 is a right side view thereof.

The features shown in broken lines are surface ornamentation and other portions of the transaction product forming no part of the claimed design.

1 Claim, 4 Drawing Sheets



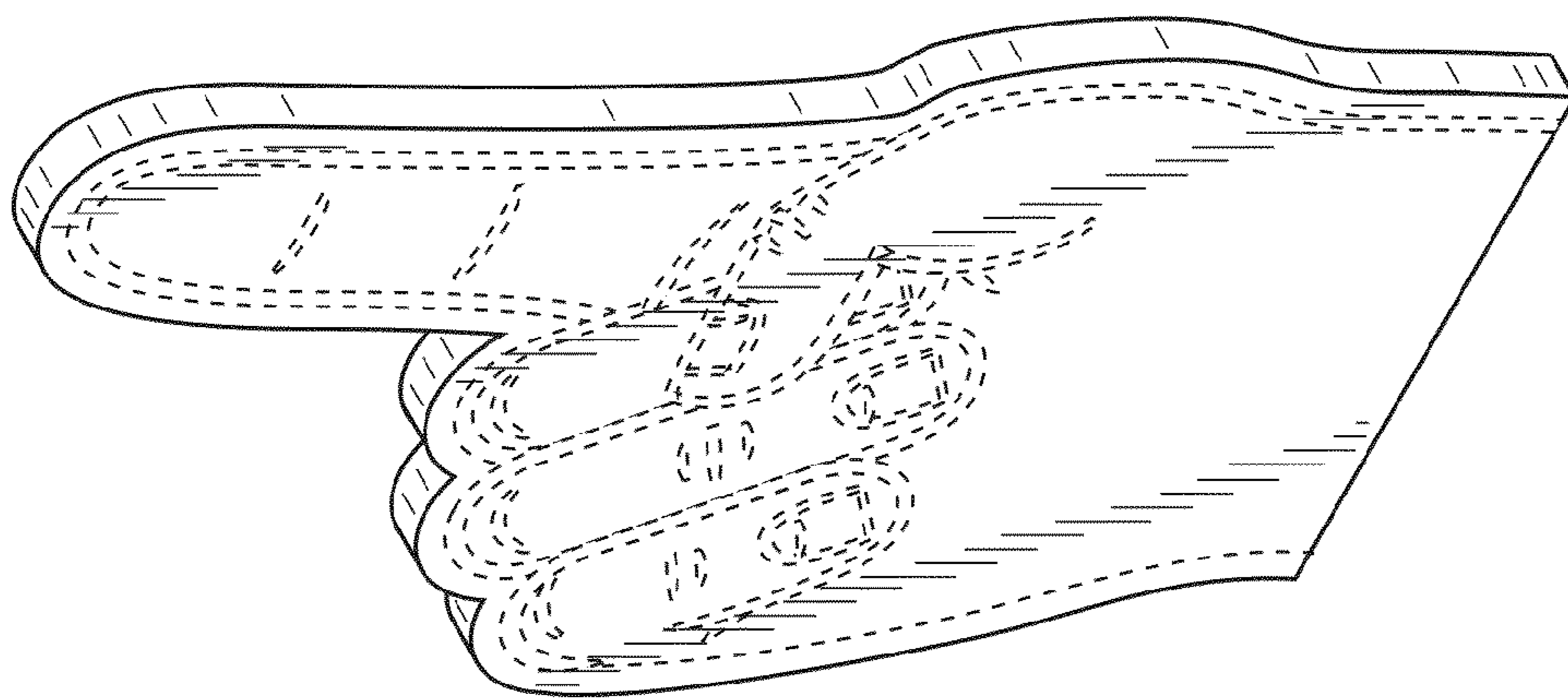


FIG. 1

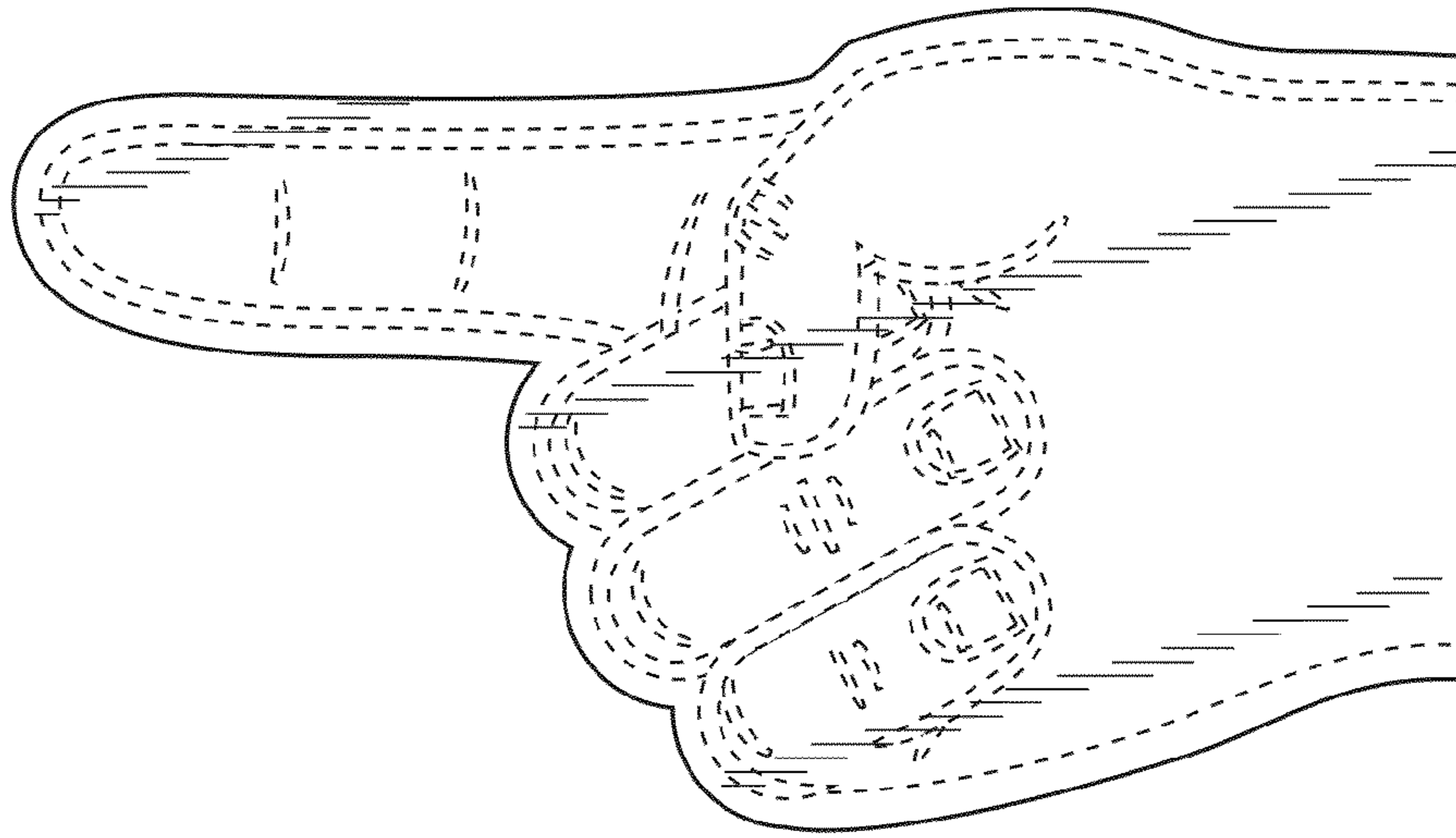


FIG. 2

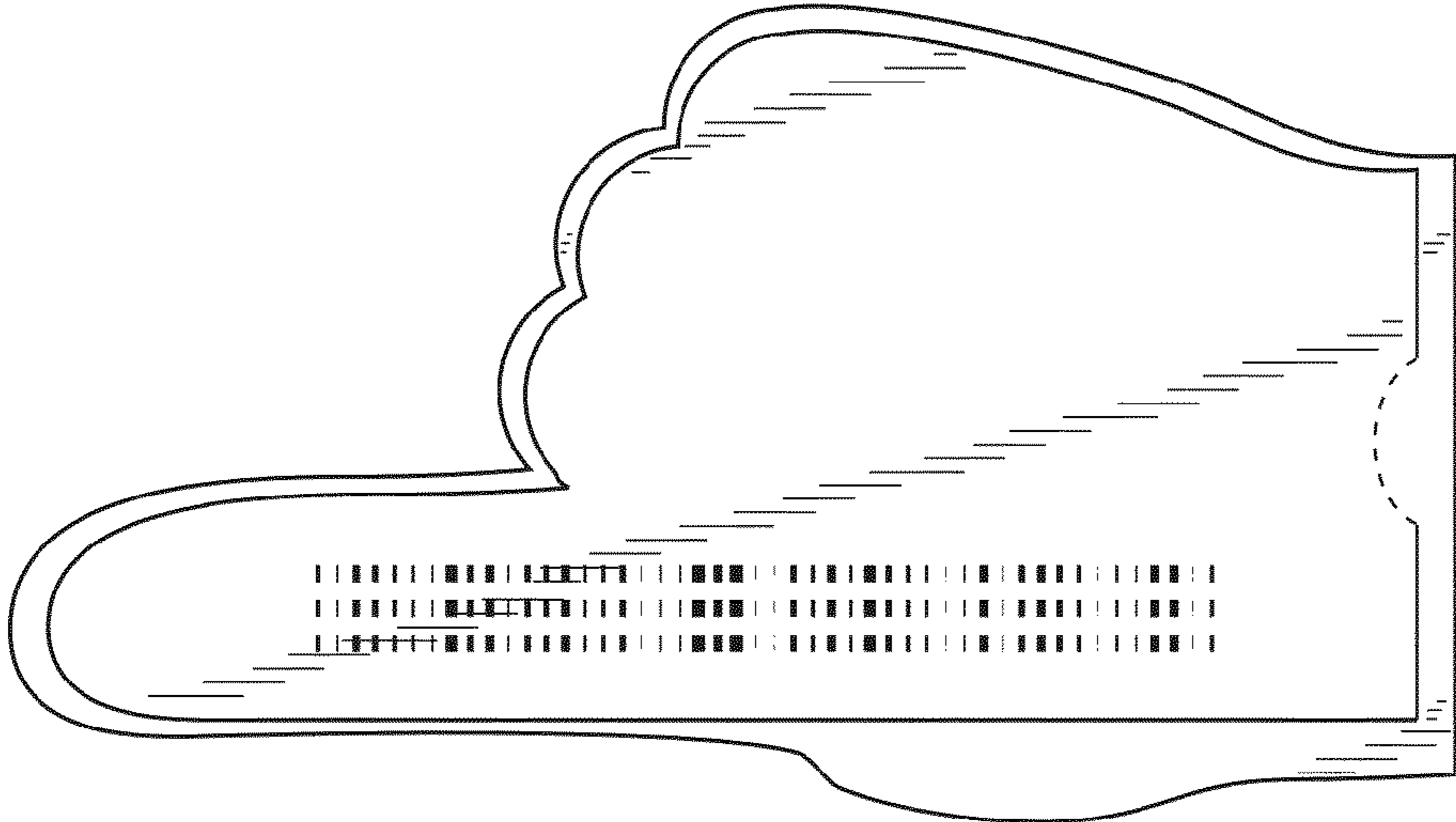


FIG. 3

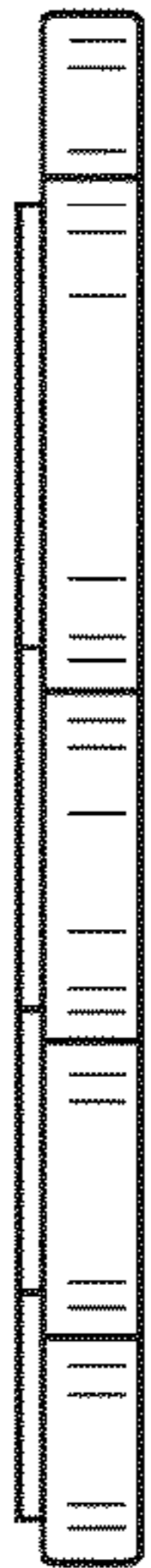


FIG. 4



FIG. 5



FIG. 6



FIG. 7

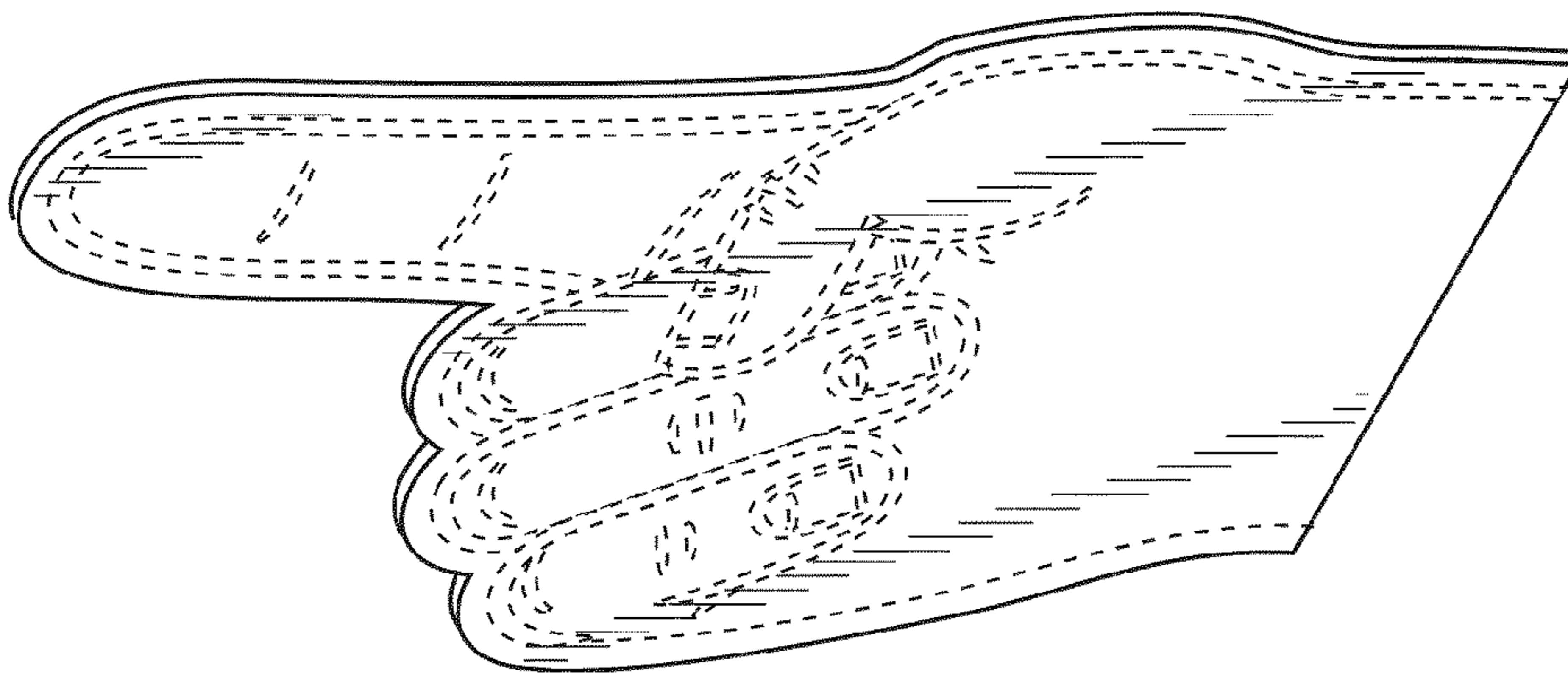


FIG. 8

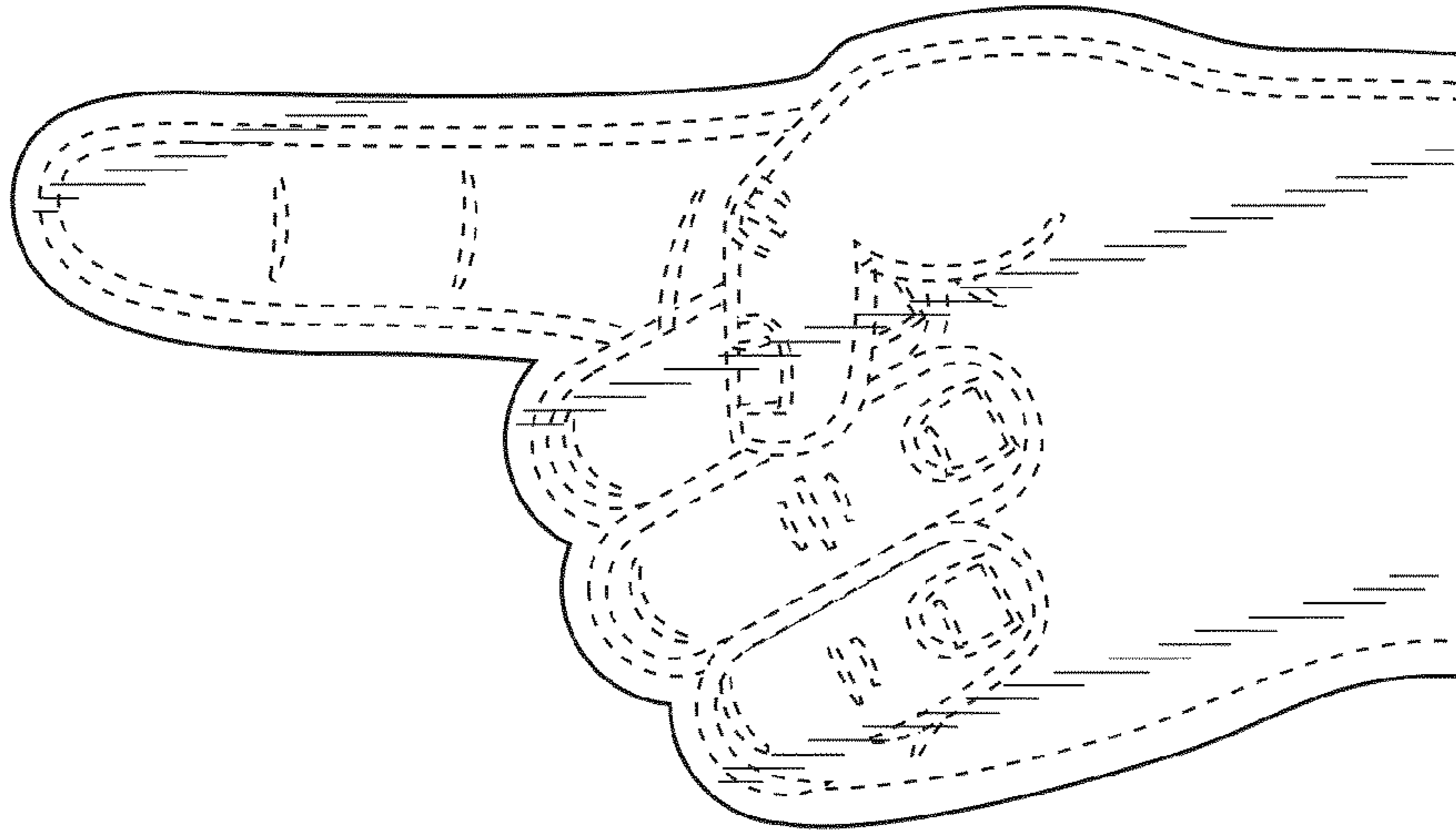


FIG. 9

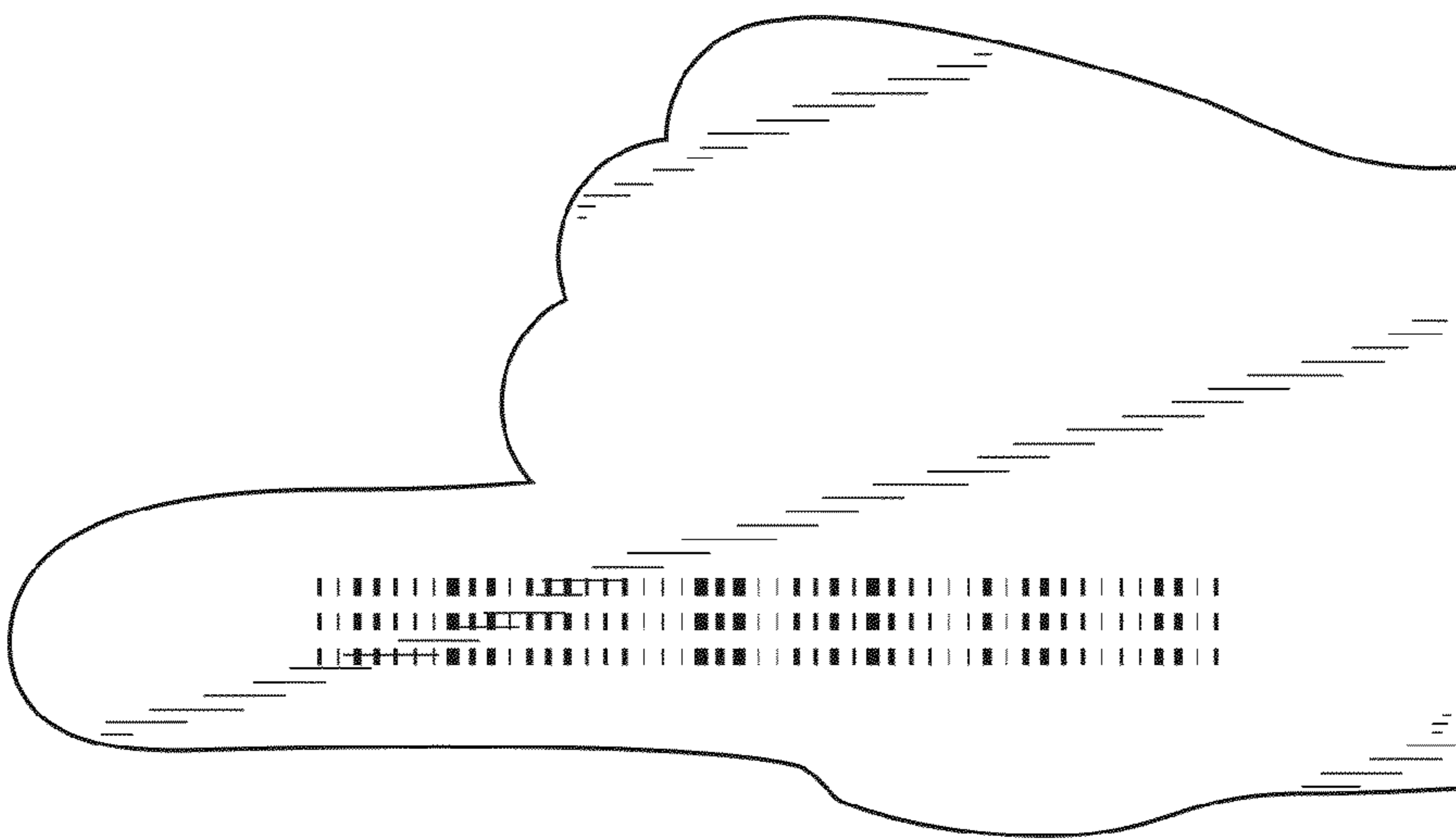


FIG. 10



FIG. 11



FIG. 12




FIG. 13 **FIG. 14**