



US00D677330S

(12) **United States Design Patent**  
**Blum**

(10) **Patent No.:** **US D677,330 S**  
(45) **Date of Patent:** **\*\* Mar. 5, 2013**

(54) **TRANSACTION CARD**

(75) Inventor: **Scott Alan Blum**, Jackson, WY (US)

(73) Assignee: **Black Card LLC**, Jackson, WY (US)

(\*\*) Term: **14 Years**

(21) Appl. No.: **29/401,609**

(22) Filed: **Sep. 13, 2011**

**Related U.S. Application Data**

(63) Continuation-in-part of application No. 12/238,061,  
filed on Sep. 25, 2008.

(51) **LOC (9) Cl.** ..... **19-10**

(52) **U.S. Cl.** ..... **D19/10**

(58) **Field of Classification Search** ..... D19/1-12,  
D19/20-34; 40/124.01-124.15, 661, 672,  
40/726, 776; 283/10-107, 904; 206/449;  
D21/385; D20/10-11, 22, 27, 40, 42; D14/435-437;  
360/2; 235/380, 382

See application file for complete search history.

(56) **References Cited**

U.S. PATENT DOCUMENTS

D467,247	S	*	12/2002	Pentz	.....	D14/436
D622,314	S	*	8/2010	Skelding et al.	.....	D19/10
D632,735	S	*	2/2011	McGrane et al.	.....	D19/10
D636,021	S	*	4/2011	Antonio	.....	D19/10
D643,064	S	*	8/2011	Skelding et al.	.....	D19/10
D650,440	S	*	12/2011	Irwin, Jr.	.....	D19/10
D665,022	S	*	8/2012	Mullen et al.	.....	D19/10

\* cited by examiner

*Primary Examiner* — Caron D Veynar

*Assistant Examiner* — Abraham Bahta

(74) *Attorney, Agent, or Firm* — Klein, O'Neill & Singh,  
LLP

(57) **CLAIM**


The ornamental design for a transaction card, as shown and described.

**DESCRIPTION**

FIG. 1 is a front elevational view of a preferred embodiment of the transaction card according to the present design; and, FIG. 2 is a rear elevational view of the transaction card of FIG. 1.

Phantom lining, where used, is for illustrative purposes only and is not intended to limit the claimed design to the features shown in phantom.

**1 Claim, 2 Drawing Sheets**





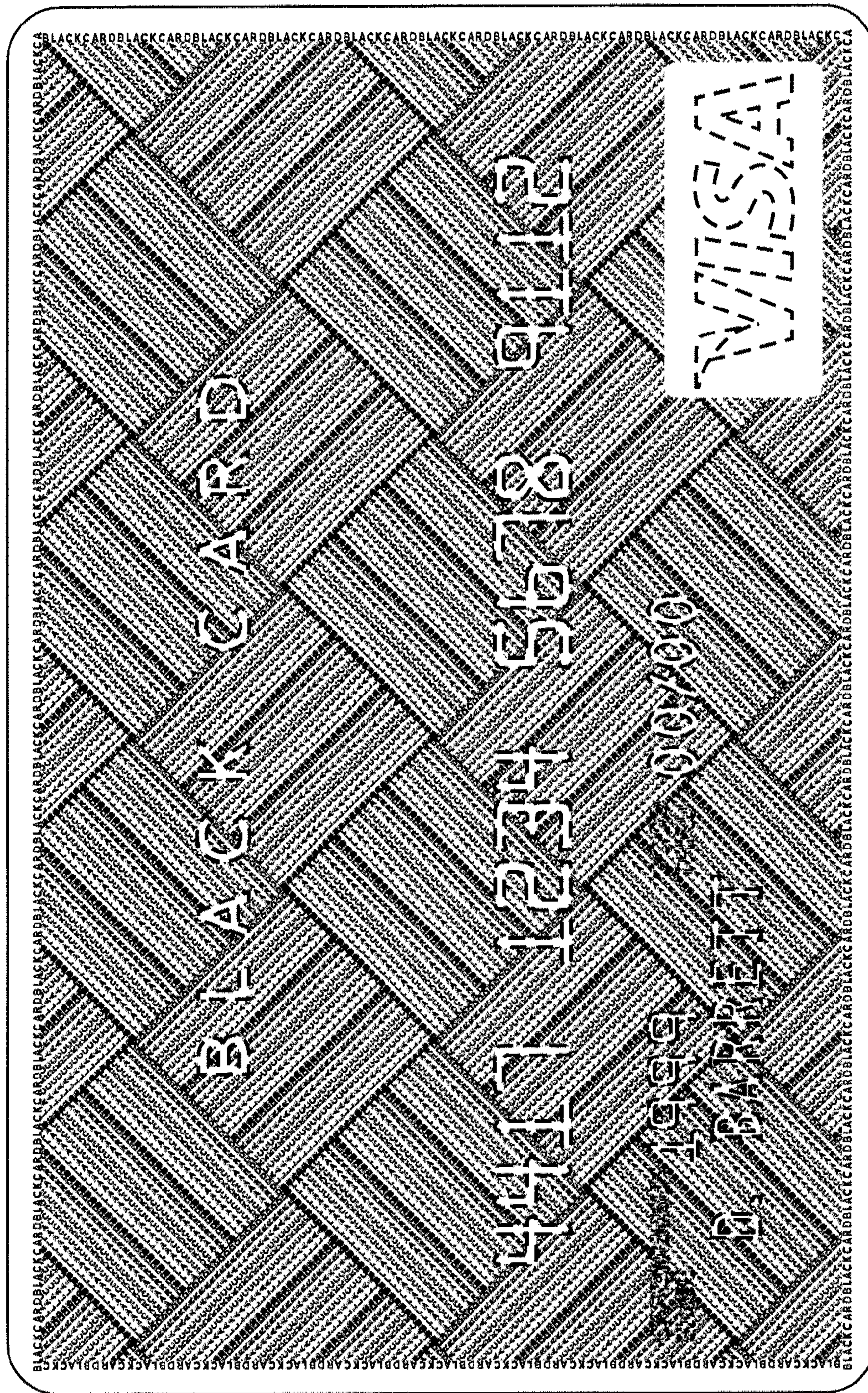


FIG. 1



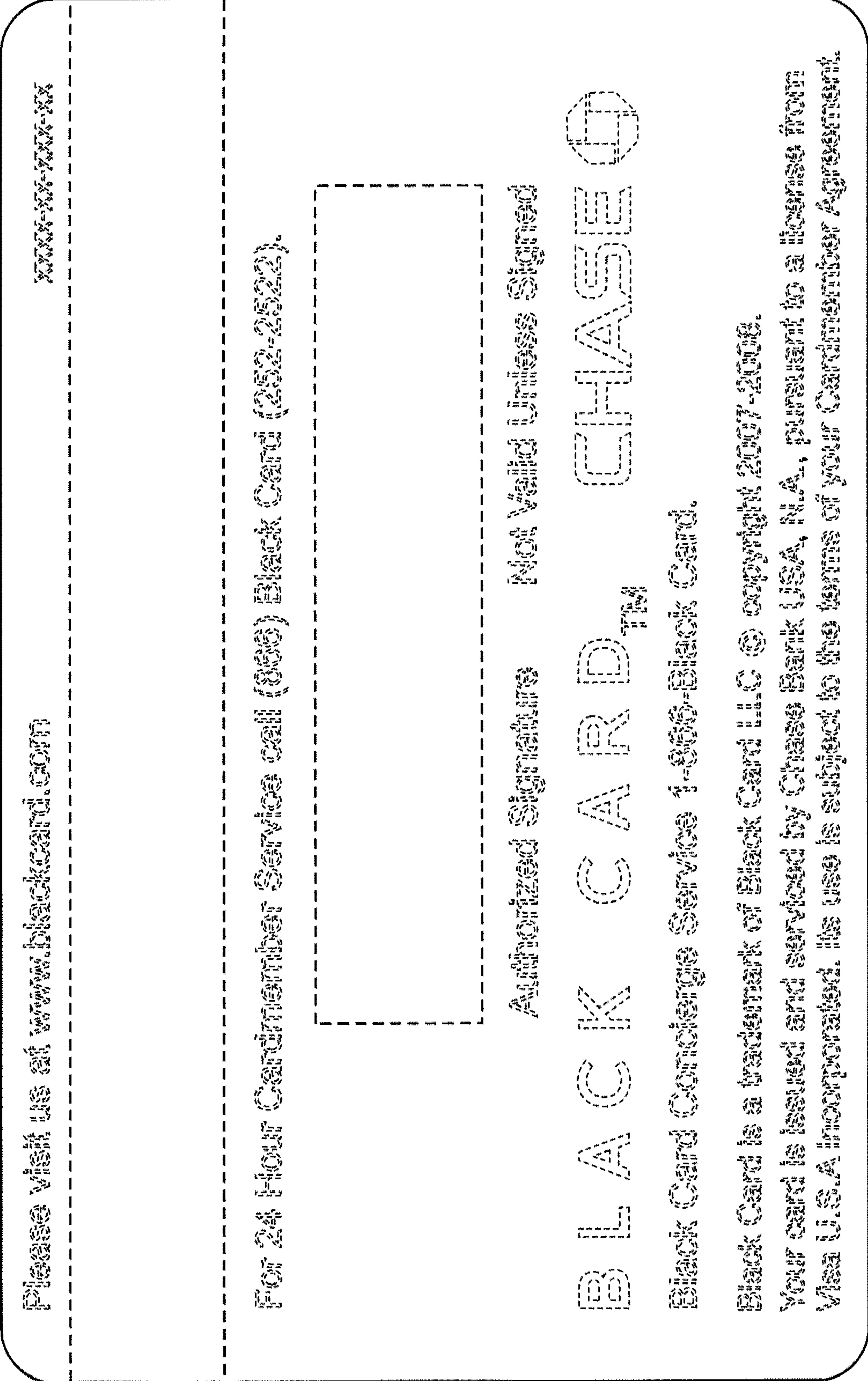


FIG. 2