



US00D677329S

(12) **United States Design Patent**  
**Rosenthal et al.**

(10) **Patent No.:** **US D677,329 S**  
(45) **Date of Patent:** **\*\* Mar. 5, 2013**

(54) **MAILER HAVING A CHECK COMPONENT AND AN ADDRESS CORRECTION COMPONENT**

(75) Inventors: **Daniel Rosenthal**, Ross, CA (US);  
**Gerard Mullins**, Hermosa Beach, CA (US); **Benito Aguilar**, N Oswego, IL (US)

(73) Assignee: **Kurtzman Carson Consultants, LLC**,  
Novato, CA (US)

(\*\*) Term: **14 Years**

(21) Appl. No.: **29/425,336**

(22) Filed: **Jun. 21, 2012**

**Related U.S. Application Data**

(62) Division of application No. 29/405,525, filed on Nov. 3, 2011, now Pat. No. Des. 664,195.

(51) **LOC (9) Cl.** ..... **19-08**

(52) **U.S. Cl.** ..... **D19/3**

(58) **Field of Classification Search** ..... D19/1-12,  
D19/20-34; 206/449, 232, 495.5, 494;  
40/124.01-124.15, 672, 776, 726; 229/72,  
229/92, 92.1, 300-303, 87.06, 87.08, 87.14;  
281/2-5, 16, 22, 51; 705/3; 283/2-3, 115,  
283/900, 74-75, 103, 105-106; 428/42.3;  
D9/703, 707, 709, 713, 424, 414, 720, 418,  
D9/416; 426/106; 222/92, 107; 383/127,  
383/106-108, 901, 200, 203, 207, 210; D20/10,  
D20/22, 40, 42, 11; D3/303, 203.1  
See application file for complete search history.

(56) **References Cited**

**U.S. PATENT DOCUMENTS**

1,264,795 A	4/1918	Hill
1,946,751 A	2/1934	McCarthy
D125,147 S	2/1941	Bernhardt
3,126,211 A	3/1964	Hieken
4,227,720 A	10/1980	Mowry, Jr. et al.
D322,627 S	12/1991	Sisilli
5,085,470 A	2/1992	Peach et al.

5,566,981 A	10/1996	Alcordo
D376,386 S	12/1996	Sisilli
5,622,388 A	4/1997	Alcordo
5,636,874 A	6/1997	Singer
5,667,134 A	9/1997	Olson et al.
5,695,220 A	12/1997	Phillips
5,924,737 A	7/1999	Schrupp
D496,405 S	9/2004	Stewart et al.
D521,565 S	5/2006	Stewart et al.
D536,375 S	2/2007	Potter et al.
D577,765 S	9/2008	Taute
D591,341 S *	4/2009	Fagan ..... D19/3
7,530,488 B2	5/2009	Salerno et al.
D602,167 S	10/2009	Coyne, III et al.

**OTHER PUBLICATIONS**

Notice of Allowance and Fee(s) Due and Notice of Allowability For A Design Application, regarding U.S. Appl. No. 29/405,525, dated Mar. 20, 2012.

\* cited by examiner

*Primary Examiner* — Caron D Veynar

*Assistant Examiner* — Abraham Bahta

(74) *Attorney, Agent, or Firm* — Harness, Dickey & Pierce, P.L.C.

(57) **CLAIM**

The ornamental design for a mailer having a check component and an address correction component, as shown and described.

**DESCRIPTION**

FIG. 1 is a front perspective view of a first embodiment of a foldable mailer having a check component and an address correction component, the mailer shown in an unfolded condition;

FIG. 2 is a back perspective view of the first embodiment of the foldable mailer having the check component and the address correction component, the mailer shown in an unfolded condition;

FIG. 3 is a front perspective view of the first embodiment of the foldable mailer having the check component and the address correction component, the mailer shown in a folded condition;

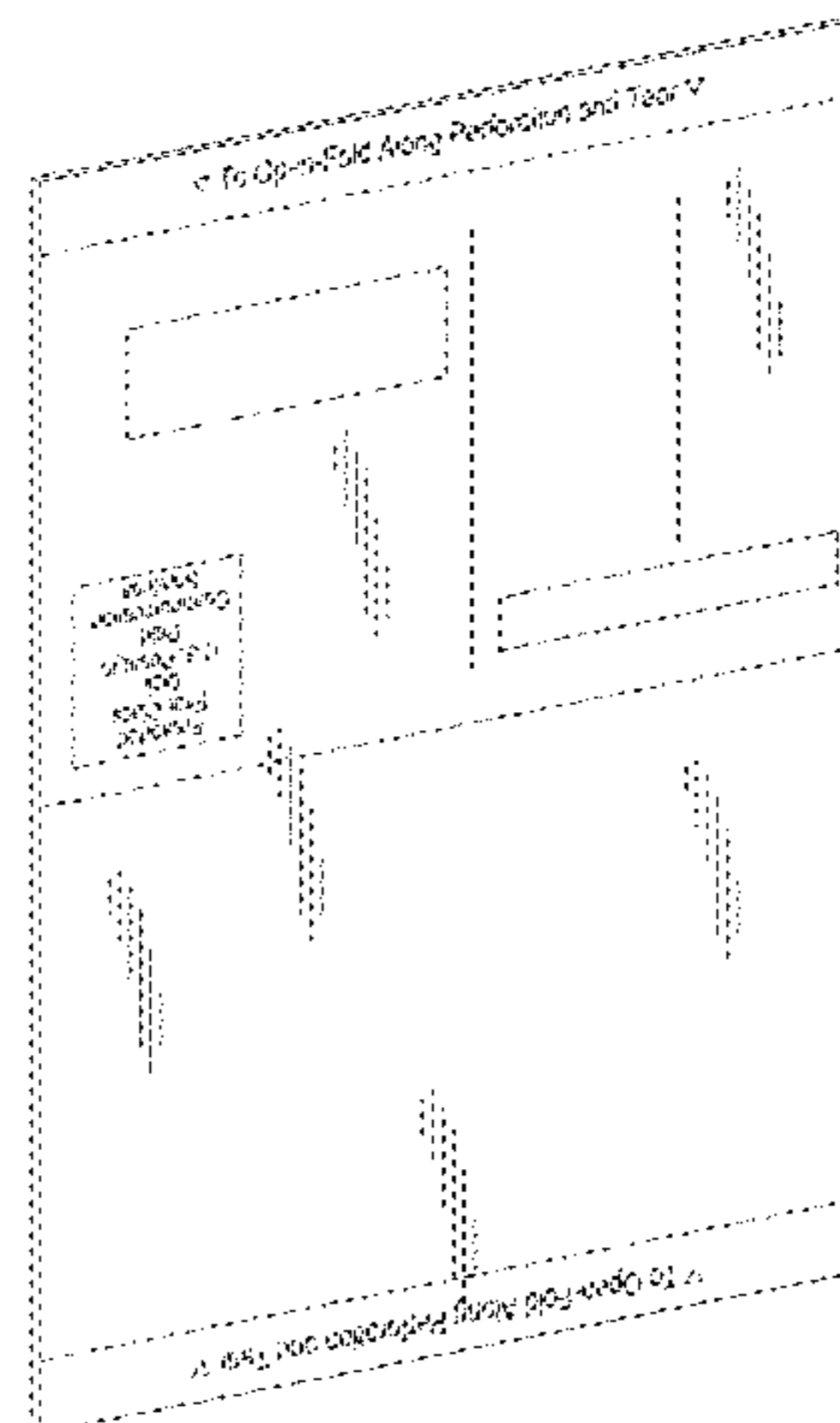
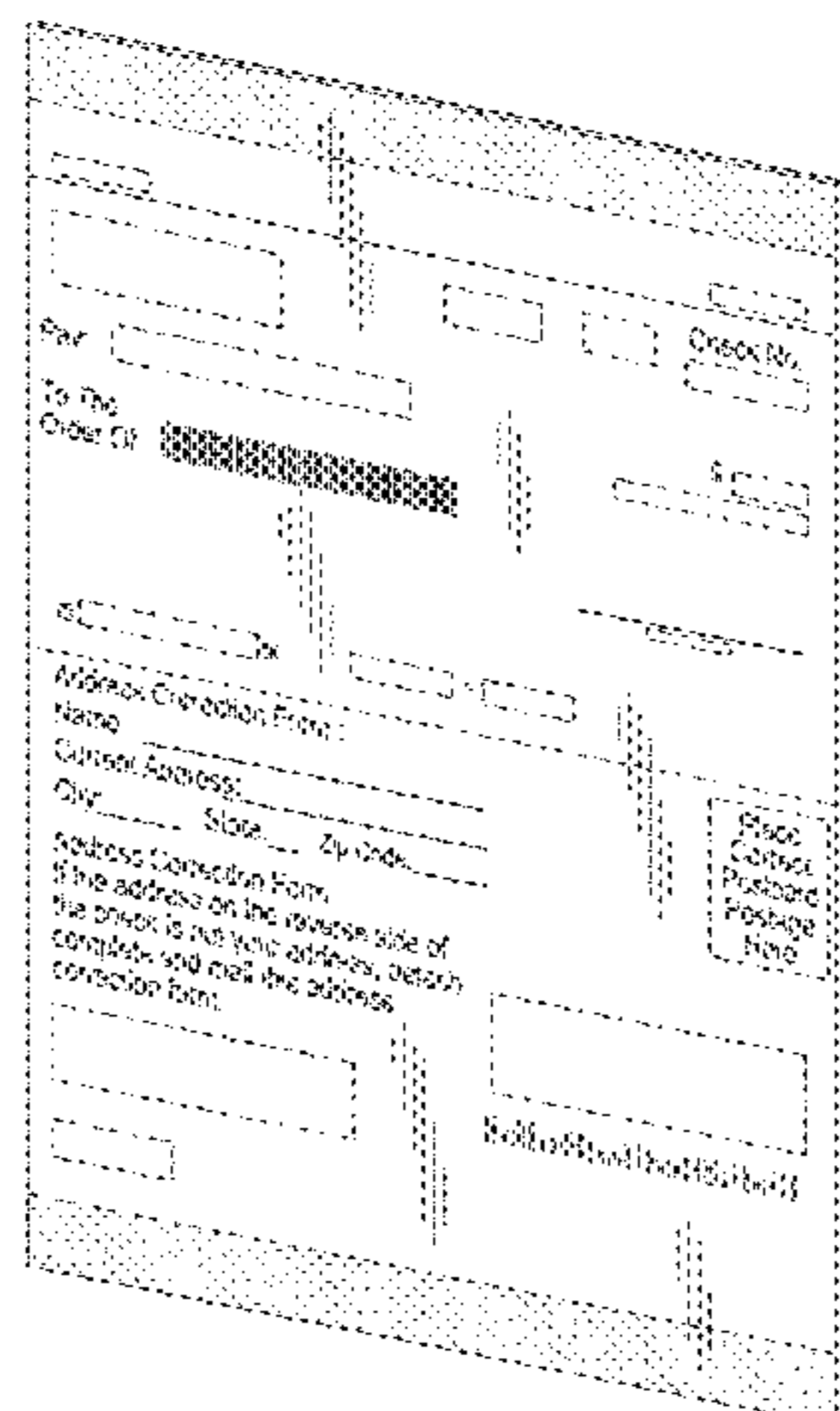


FIG. 4 is a back perspective view of the first embodiment of the foldable mailer having the check component and the address correction component, the mailer shown in a folded condition;

FIG. 5 is a front perspective view of a second embodiment of a foldable mailer having a check component and an address correction component, the mailer shown in an unfolded condition;

FIG. 6 is a back perspective view of the second embodiment of the foldable mailer having the check component and the address correction component, the mailer shown in an unfolded condition;

FIG. 7 is a front perspective view of the second embodiment of the foldable mailer having the check component and the address correction component, the mailer shown in a folded condition; and,

FIG. 8 is a back perspective view of the second embodiment of the foldable mailer having the check component and the address correction component, the mailer shown in a folded condition.

The broken lines represent physical perforations in the mailer. The portions of the disclosure shown in broken dash-double-dot lines represent structural environment and form no part of the claimed design.

**1 Claim, 8 Drawing Sheets**

Pay: \_\_\_\_\_

To The Order Of \_\_\_\_\_

Check No. \_\_\_\_\_

\$ \_\_\_\_\_

Address Correction Form :

Name: \_\_\_\_\_

Current Address: \_\_\_\_\_

City: \_\_\_\_\_ State: \_\_\_\_\_ Zip Code: \_\_\_\_\_

Address Correction Form  
If the address on the reverse side of  
the check is not your address, detach,  
complete and mail this address  
correction form.

Place  
Correct  
Postcard  
Postage  
Here

Fig 1

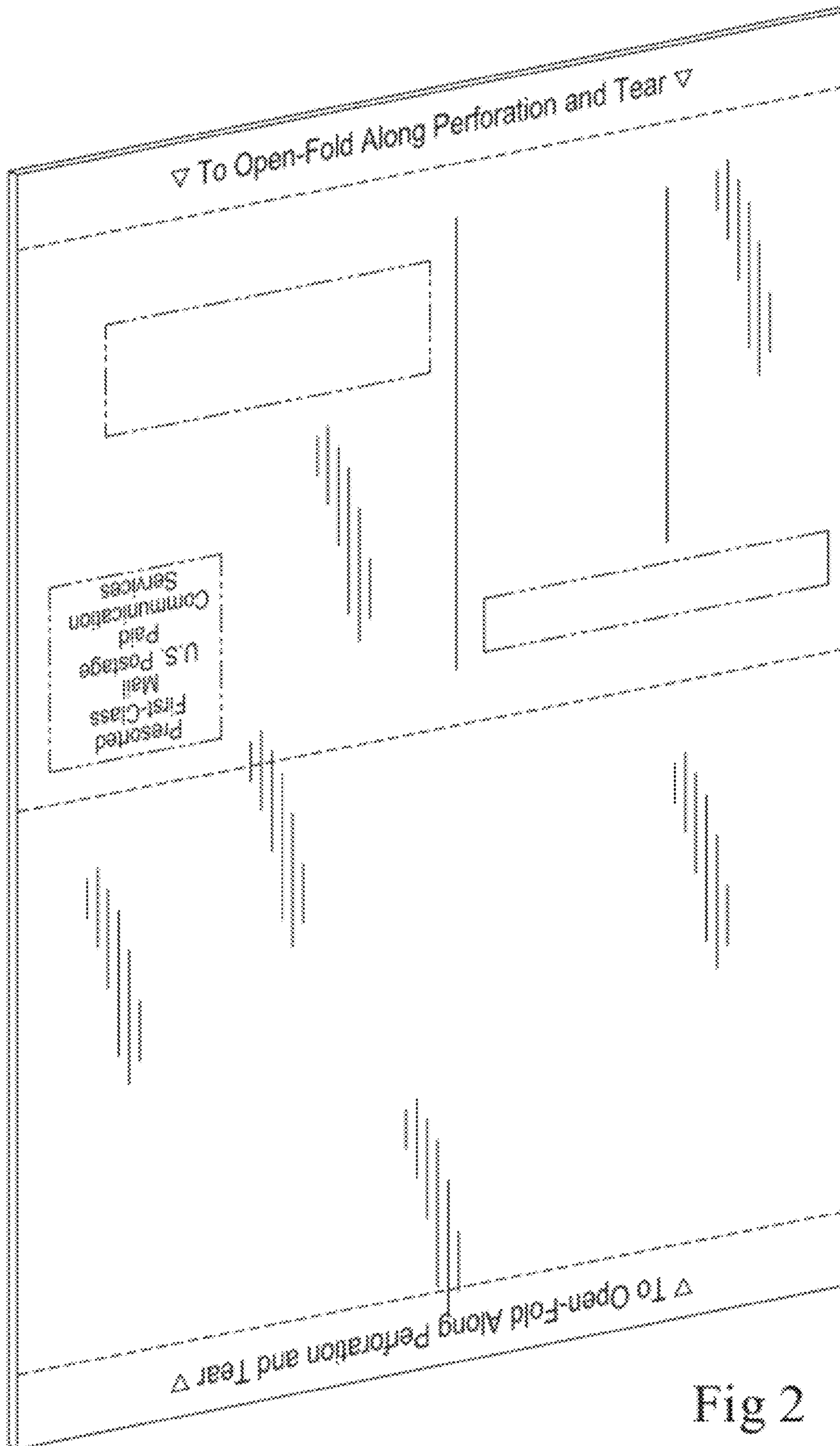


Fig 2

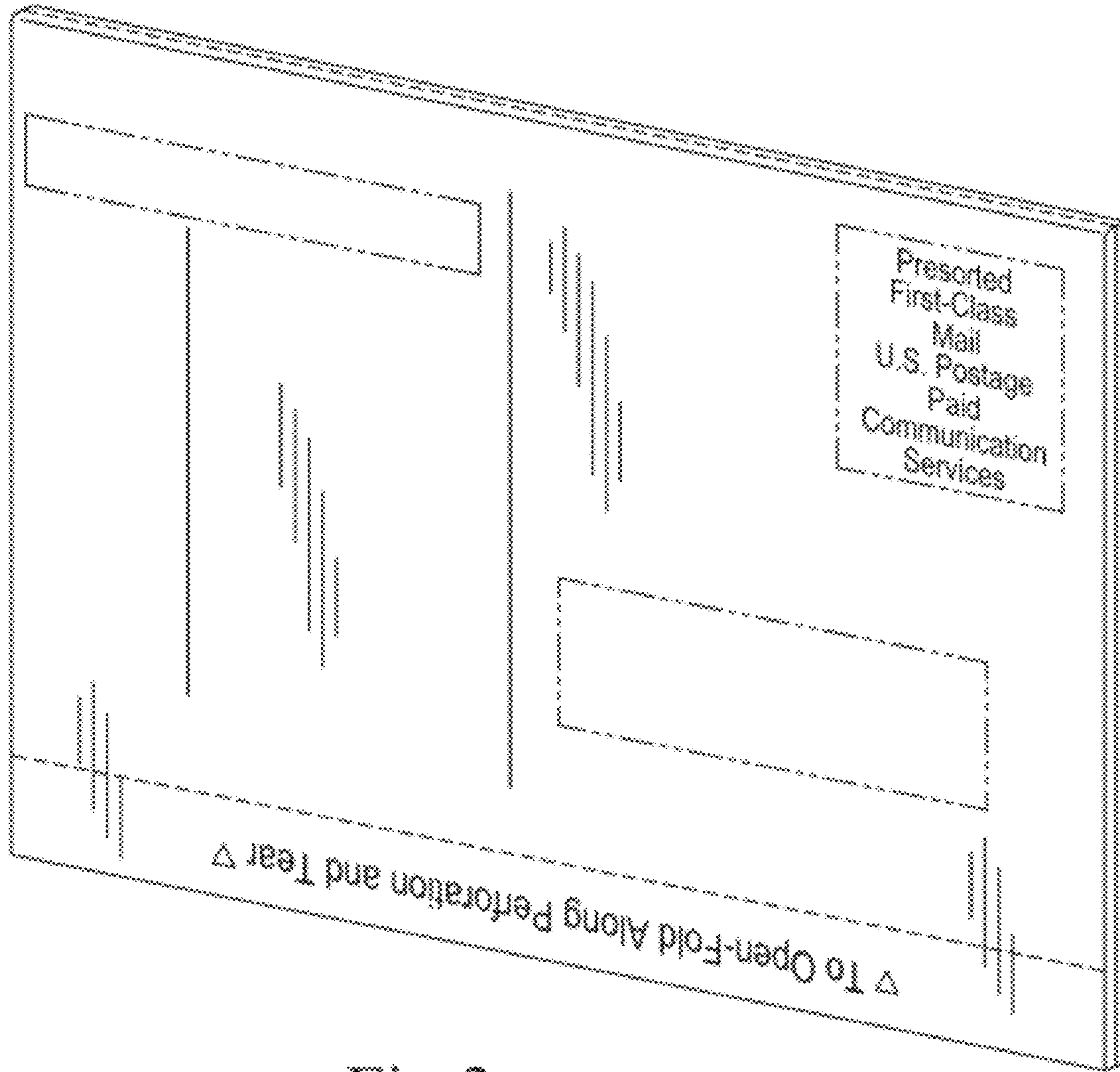


Fig 3

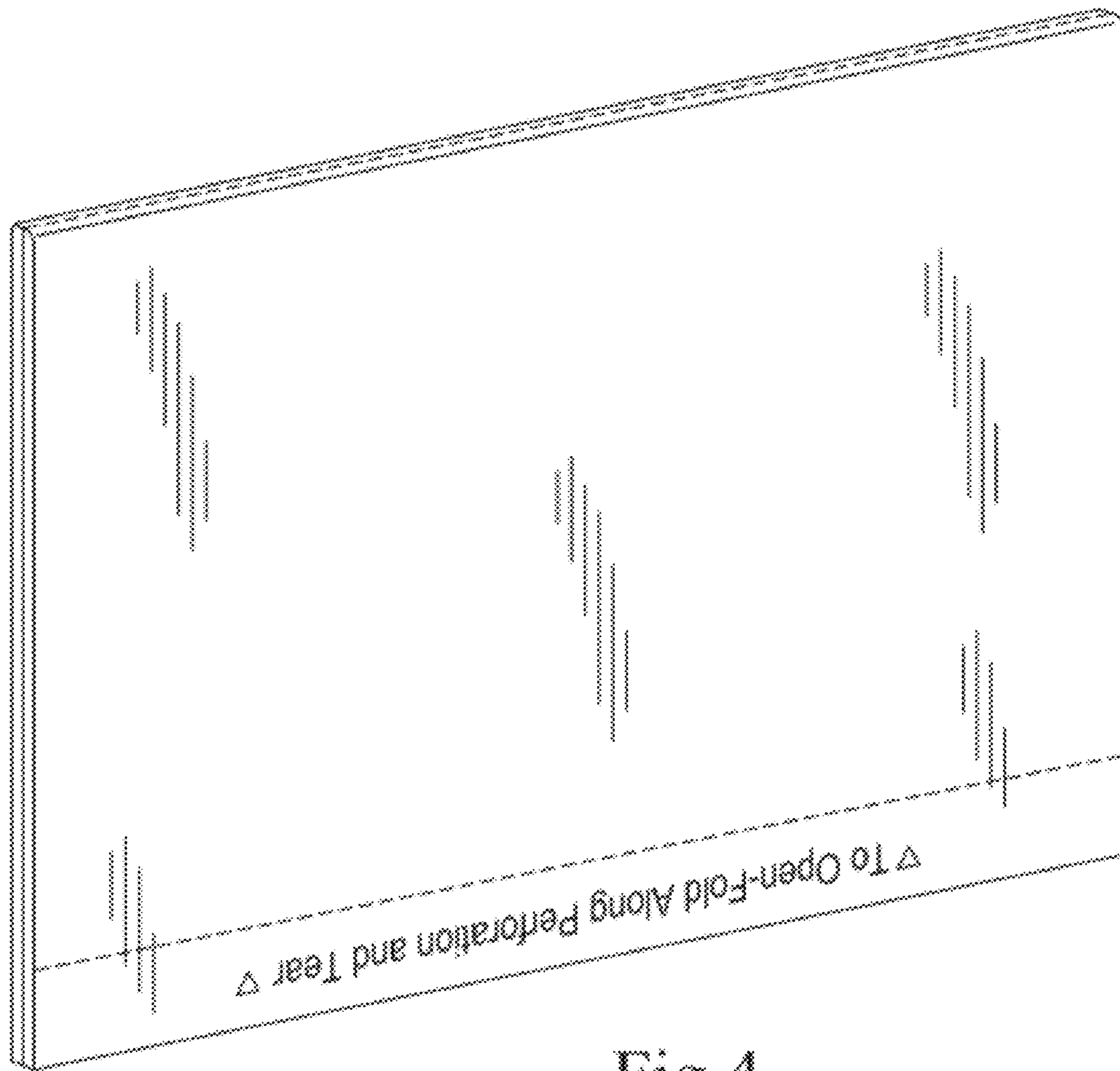


Fig 4

The Sum of: \_\_\_\_\_

Pay to: \_\_\_\_\_

Check No. \_\_\_\_\_

Issue Date: \_\_\_\_\_

\$ \_\_\_\_\_

Address Correction Form :

Name: \_\_\_\_\_

Current Address: \_\_\_\_\_

City: \_\_\_\_\_ State: \_\_\_\_\_ Zip Code: \_\_\_\_\_

Address Correction Form  
If the address on the reverse side of  
the check is not your address, detach,  
complete and mail this address  
correction form.

Place  
Correct  
Postcard  
Postage  
Here

Fig 5

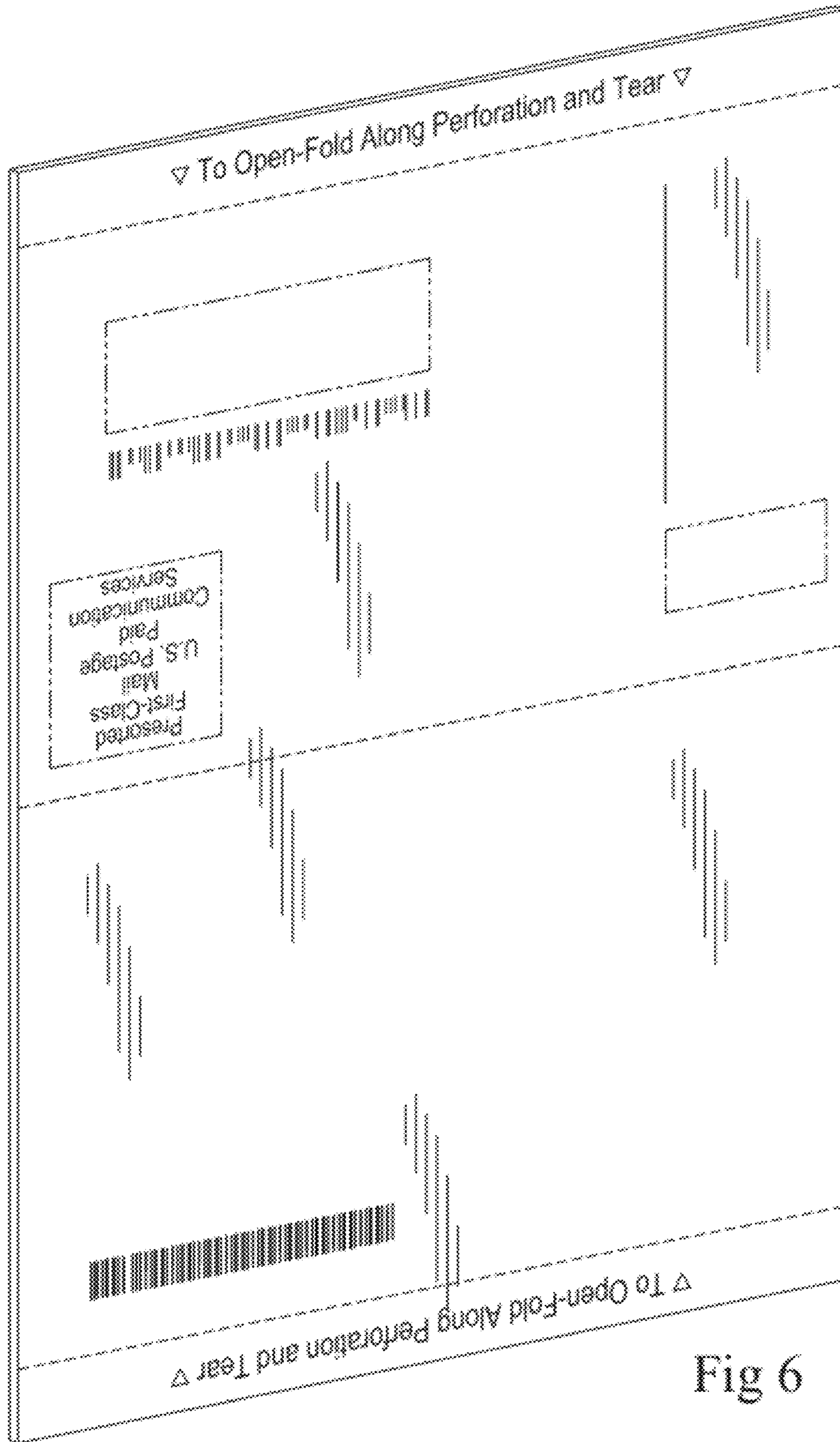


Fig 6



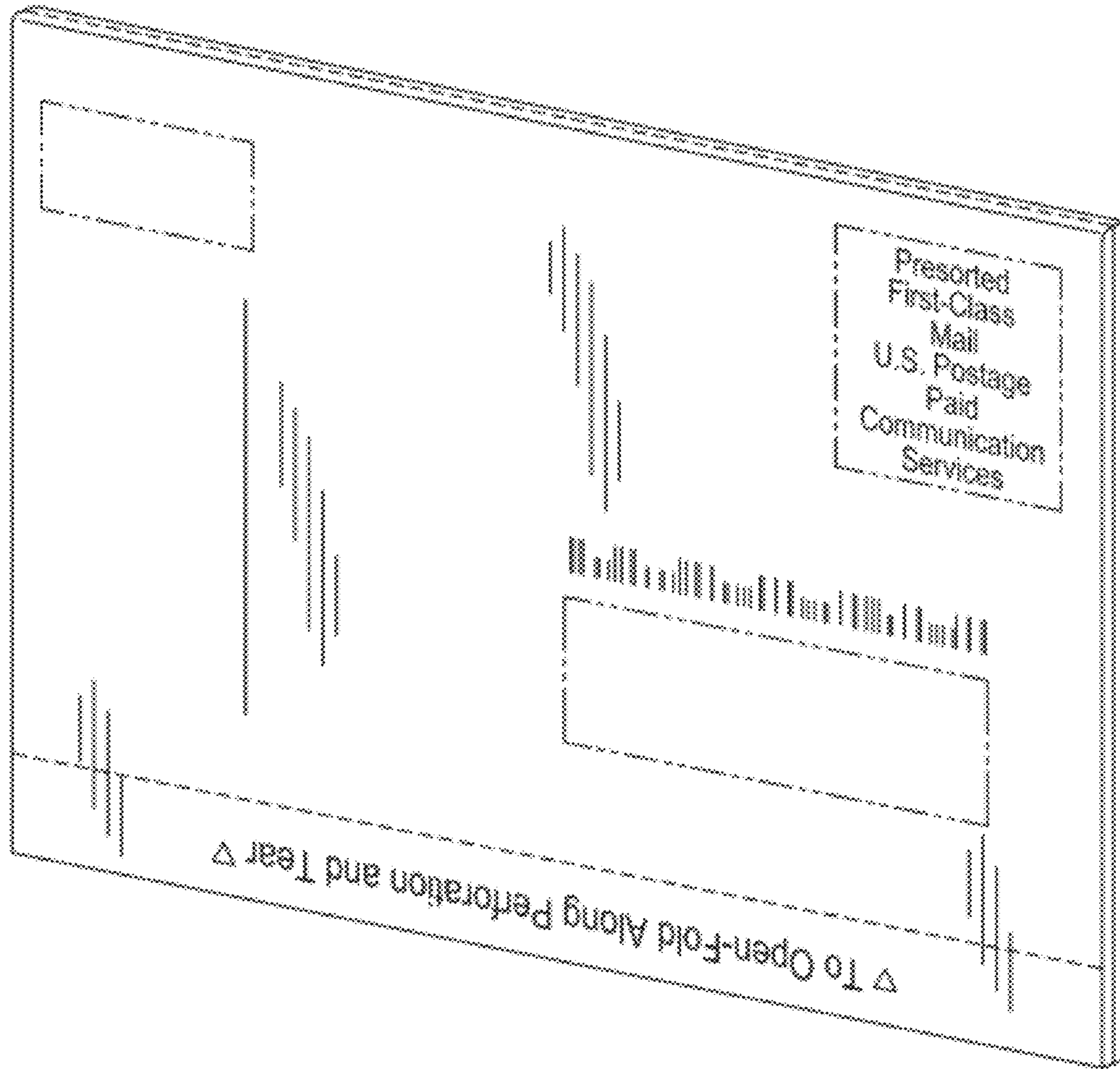


Fig 7

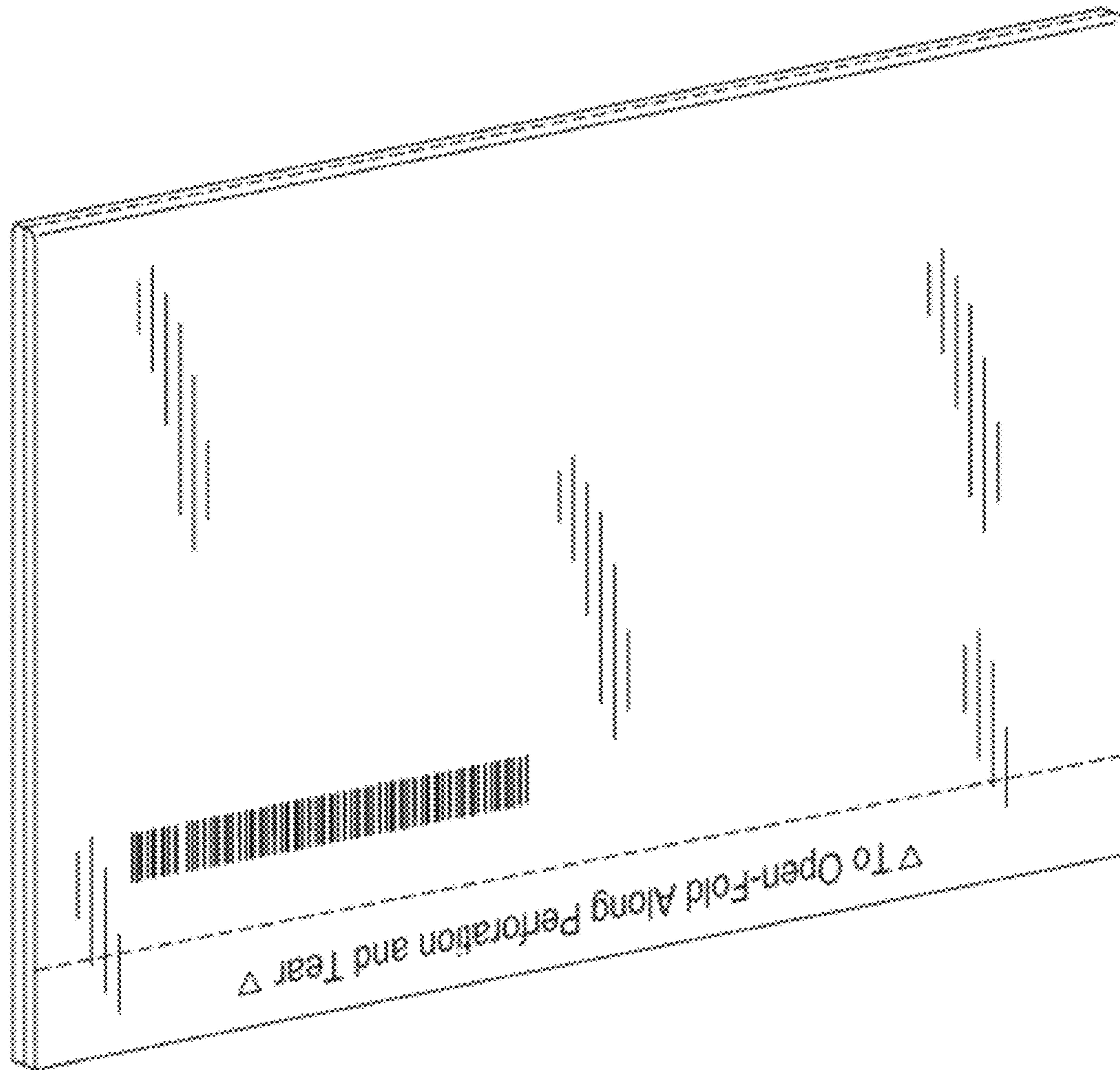


Fig 8