



US00D677306S

(12) **United States Design Patent**
Inoue et al.

(10) **Patent No.:** **US D677,306 S**
(45) **Date of Patent:** **** Mar. 5, 2013**

(54) **PROJECTOR**

(75) Inventors: **Kazuya Inoue**, Minato-ku (JP);
Toshiyuki Yamaguchi, Minato-ku (JP);
Akira Oda, Minato-ku (JP); **Takuji**
Katsutani, Ota-ku (JP)

(73) Assignee: **NEC Display Solutions, Ltd.**, Tokyo
(JP)

(**) Term: **14 Years**

(21) Appl. No.: **29/406,817**

(22) Filed: **Nov. 18, 2011**

(30) **Foreign Application Priority Data**

Jun. 9, 2011 (JP) 2011-13047

(51) **LOC (9) Cl.** **16-02**

(52) **U.S. Cl.** **D16/235; D16/230**

(58) **Field of Classification Search** D16/205,
D16/208, 219, 221, 225, 230-231, 234-235;
D21/514; 352/34, 242; 353/100-101, 115,
353/119, 122; 396/448

See application file for complete search history.

(56) **References Cited**

U.S. PATENT DOCUMENTS

D419,581 S * 1/2000 Ishibashi et al. D16/231
D429,270 S * 8/2000 Ishibashi et al. D16/231

D449,061 S * 10/2001 Lim D16/231
6,709,115 B2 * 3/2004 Chimura et al. 353/119
D497,929 S * 11/2004 Ohki et al. D16/230
D499,753 S * 12/2004 Shigemura et al. D16/230
D555,185 S * 11/2007 Nozue et al. D16/230
D596,656 S * 7/2009 Nakanishi D16/230
2009/0051887 A1 * 2/2009 Chen et al. 353/119

* cited by examiner

Primary Examiner — Wan Laymon

(74) *Attorney, Agent, or Firm* — Sughrue Mion, PLLC

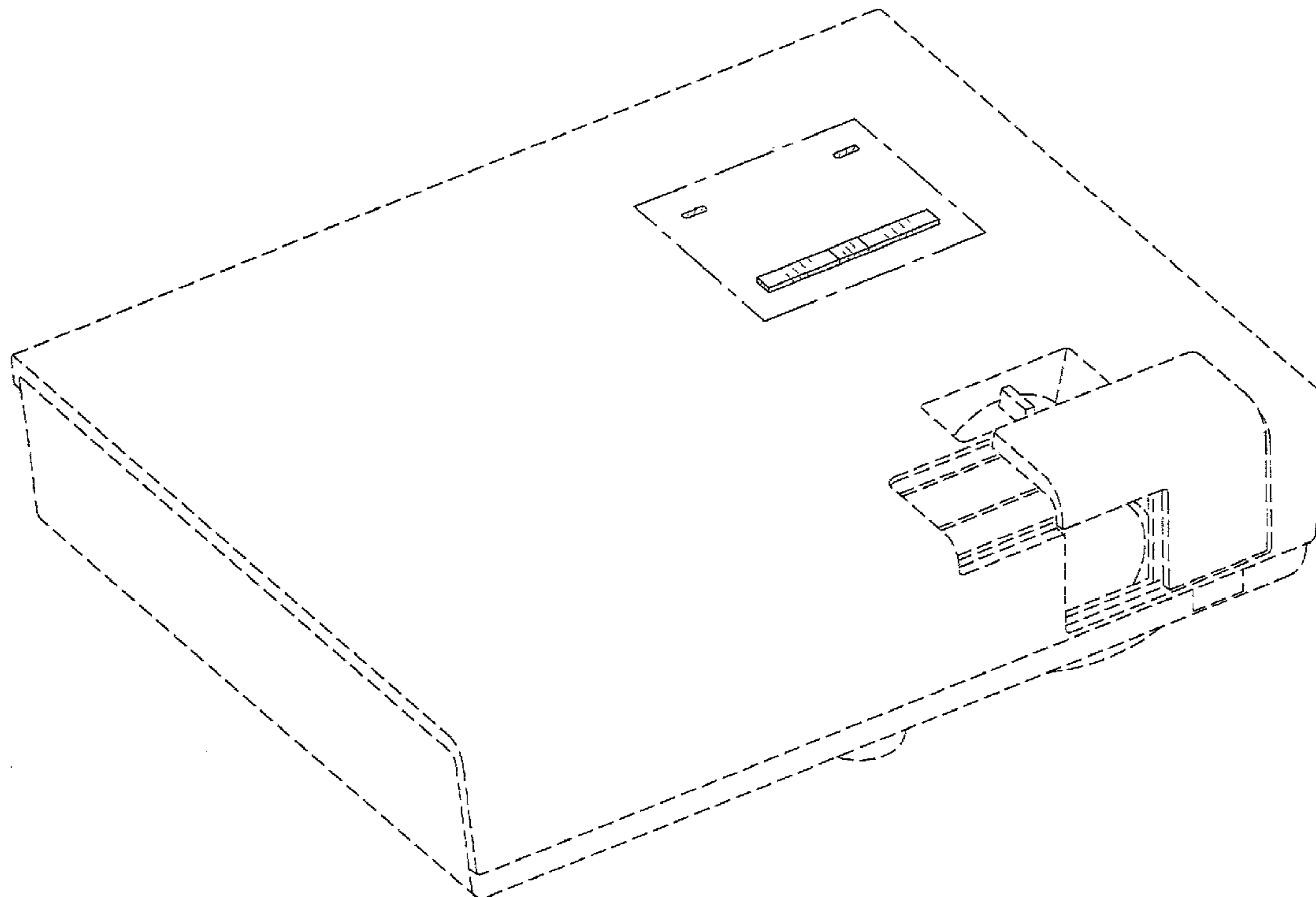
(57) **CLAIM**

The ornamental design for a projector, as shown and described.

DESCRIPTION

FIG. 1 is a front, left side, top perspective view of a projector showing our new design;
FIG. 2 is a front elevational view thereof;
FIG. 3 is a rear elevational view thereof;
FIG. 4 is a left side elevational view thereof;
FIG. 5 is a right side elevational view thereof;
FIG. 6 is a slightly enlarged top plan view thereof; and,
FIG. 7 is a slightly enlarged bottom plan view thereof.
The long dash short dash broken line shown in FIGS. 1 and 6 represents the bounds of the claimed design while all other even broken lines represent environmental structure and are for illustrative purposes only; the broken lines form no part of the claimed design.

1 Claim, 7 Drawing Sheets



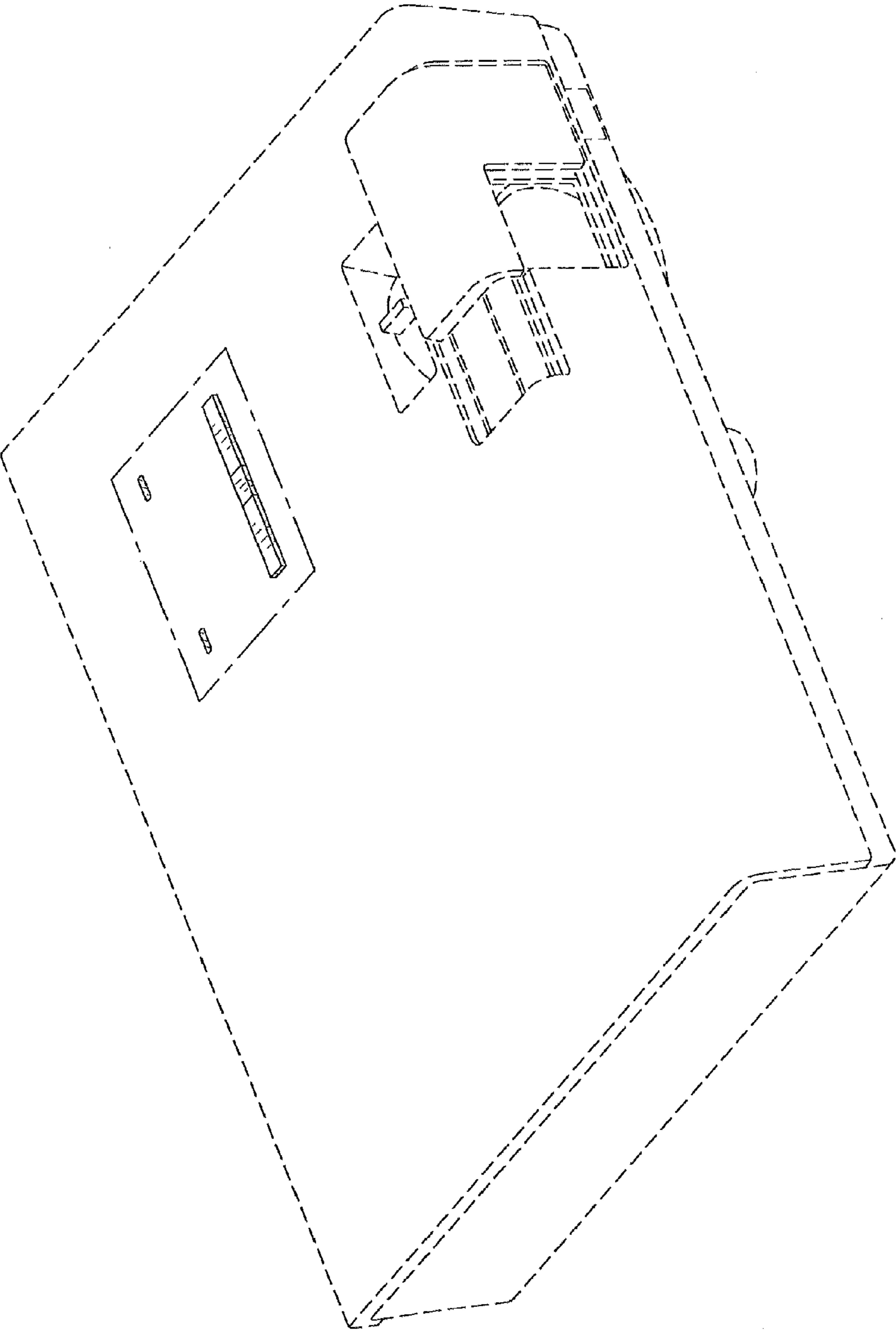


FIG. 1

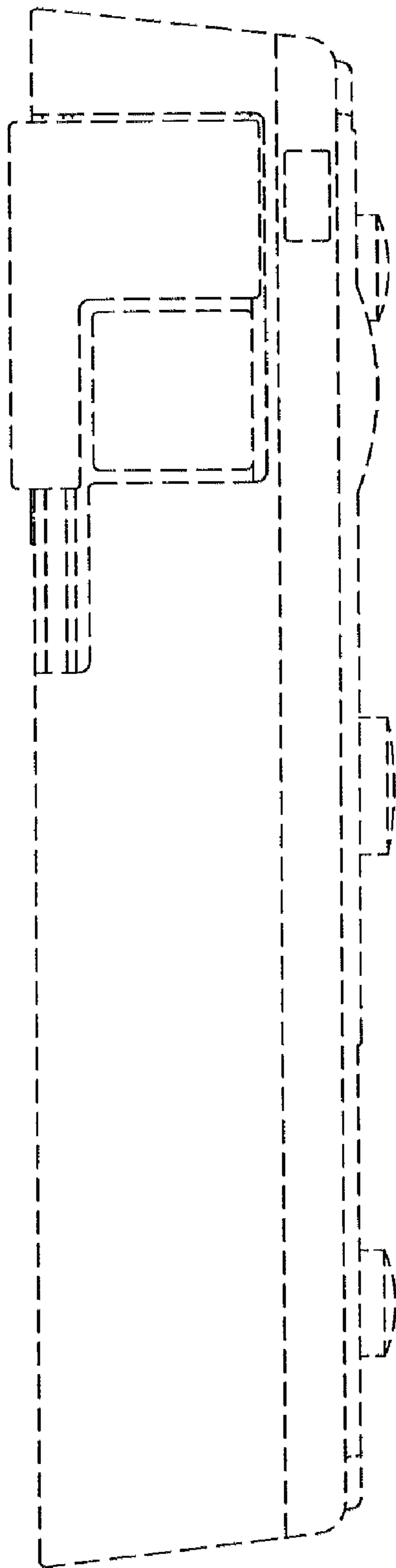


FIG. 2

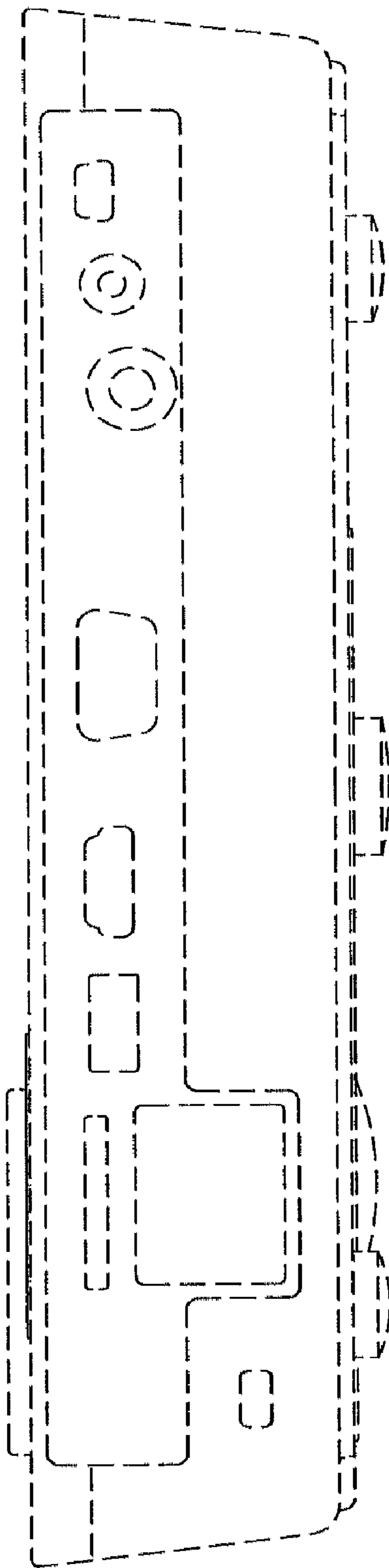


FIG. 3

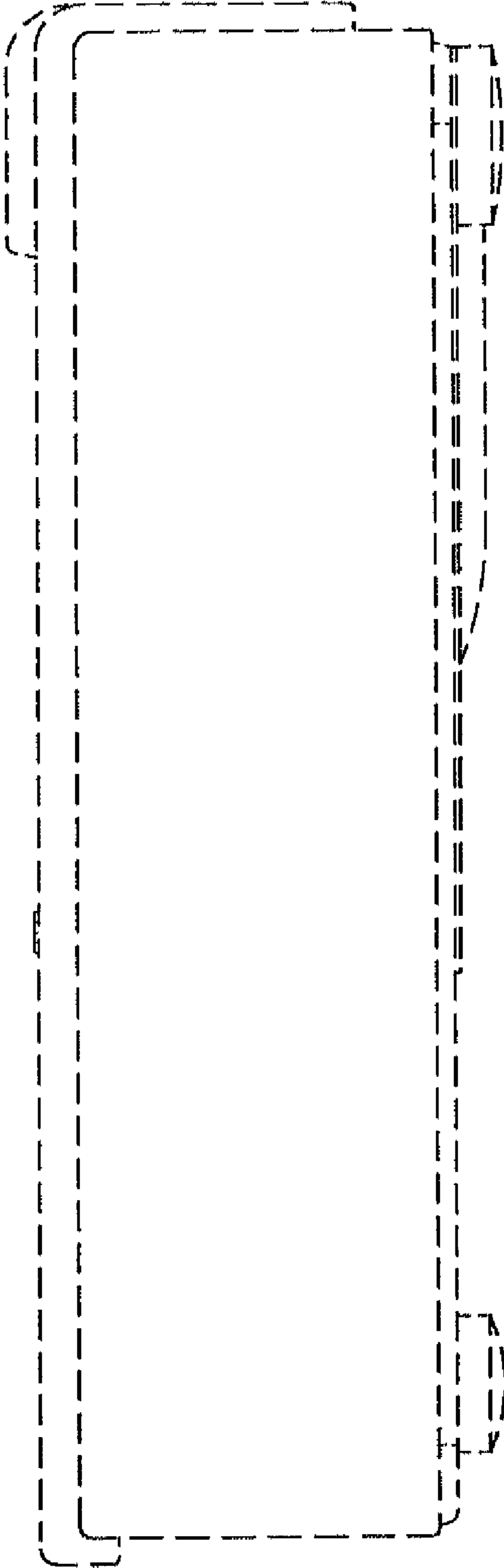


FIG. 4




FIG. 5

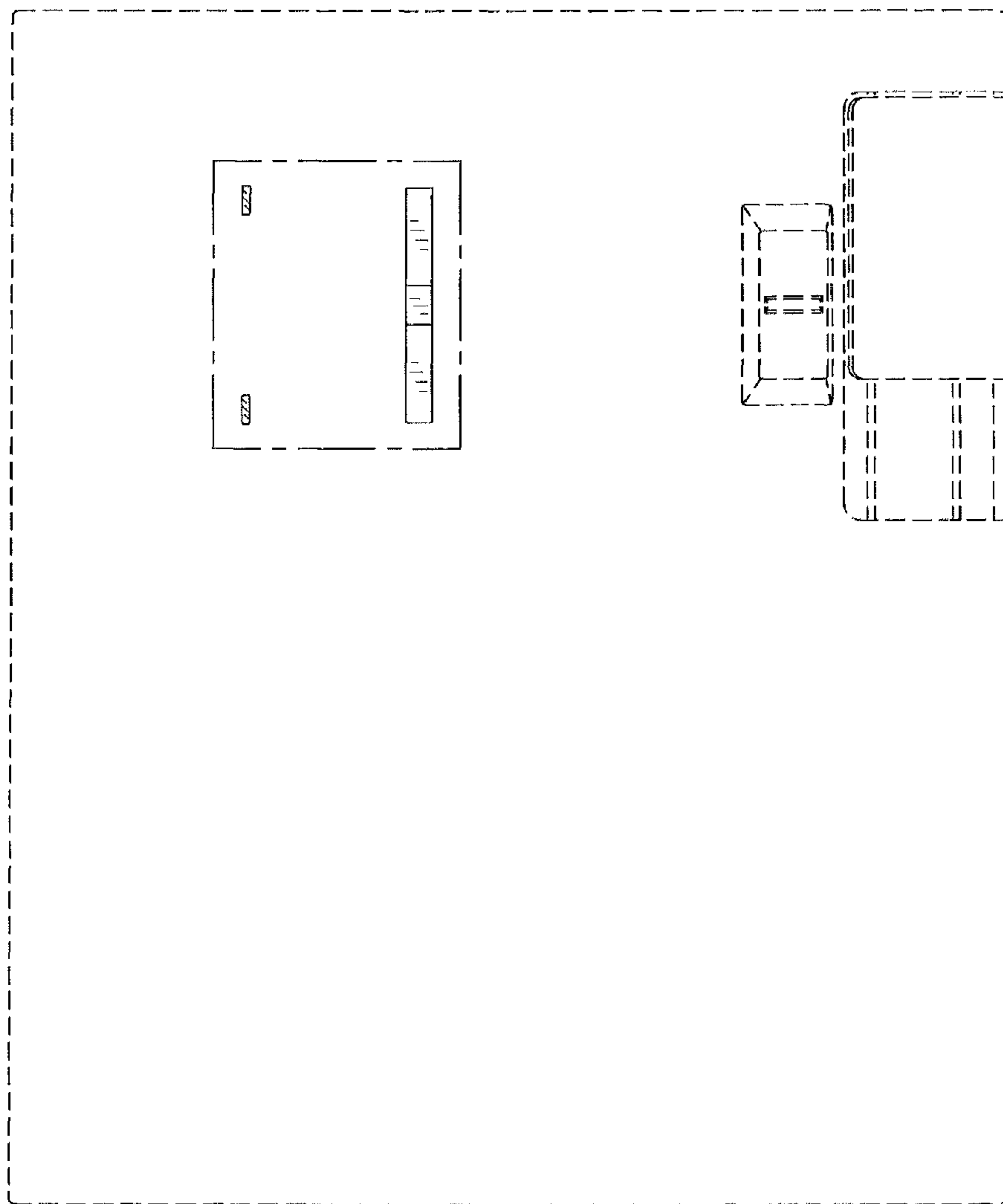


FIG. 6

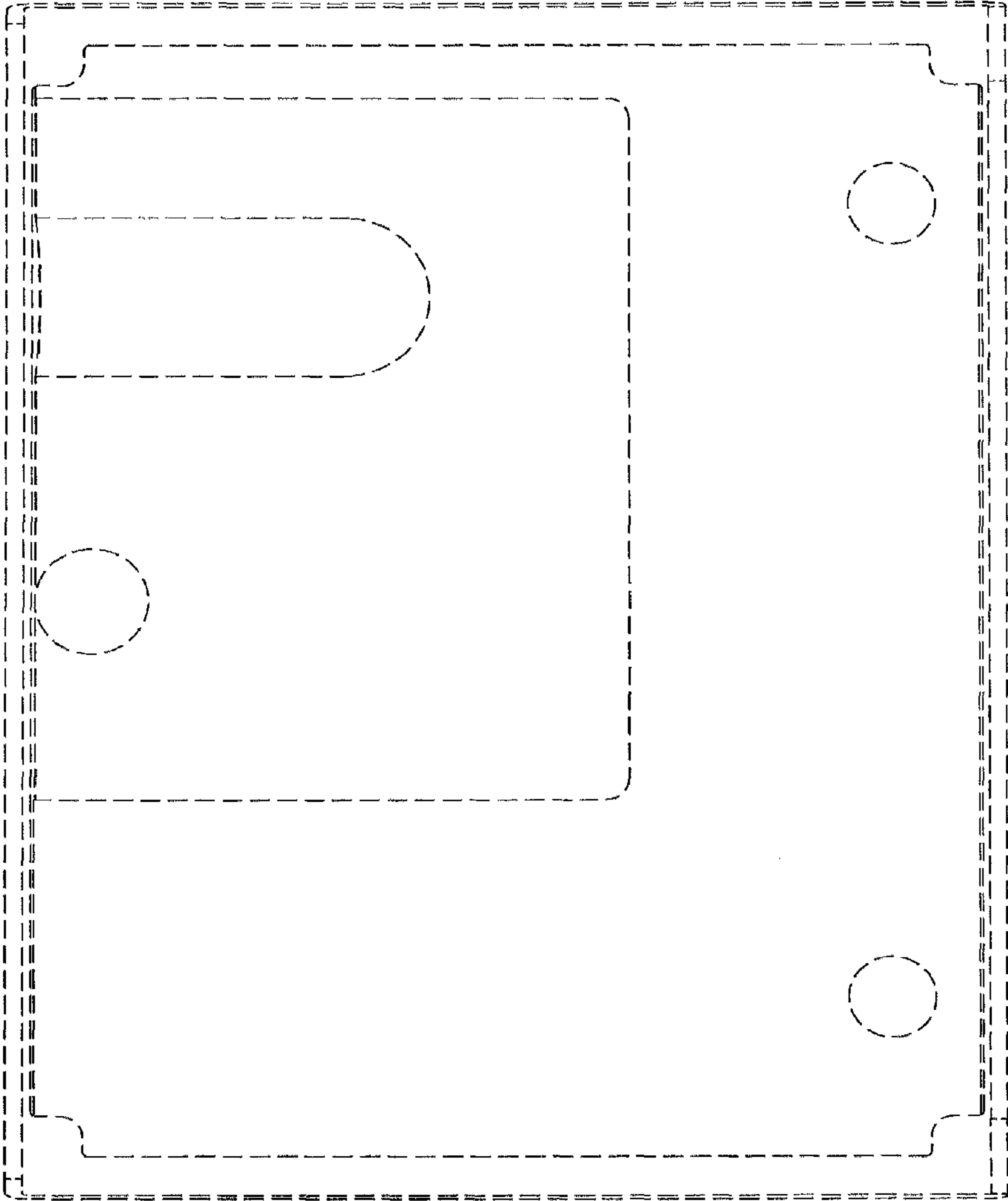


FIG. 7