

US00D677285S

(12) **United States Design Patent**
Buhr et al.

(10) **Patent No.:** **US D677,285 S**

(45) **Date of Patent:** **** *Mar. 5, 2013**

(54) **CHISEL HOLDER BAR**

(75) Inventors: **Karsten Buhr**, Willroth (DE); **Thomas Lehnert**, Oberraden (DE); **Cyrus Barimani**, Koenigswinter (DE); **Guenter Haehn**, Koenigswinter (DE)

(73) Assignee: **Wirtgen GmbH** (DE)

(*) Notice: This patent is subject to a terminal disclaimer.

(**) Term: **14 Years**

(21) Appl. No.: **29/419,718**

(22) Filed: **May 1, 2012**

(30) **Foreign Application Priority Data**

Nov. 23, 2011 (EM) 001951781-0004

(51) **LOC (9) Cl.** **15-03**

(52) **U.S. Cl.** **D15/28; D15/140; D8/71**

(58) **Field of Classification Search** D15/28, D15/29, 130, 132, 135, 136, 138-141, 144.1, D15/144.2; D8/71; 37/455, 456, 465; 299/79.1, 299/100-113, 86, 91, 92, 93; 411/82.2, 82.5, 411/257, 258, 901-903, 914, 916, 930, 55, 411/14, 44, 334

See application file for complete search history.

(56) **References Cited**

U.S. PATENT DOCUMENTS

D137,803 S * 5/1944 Wilson D15/140
D242,274 S * 11/1976 Dahlberg et al. D15/28
4,915,455 A * 4/1990 O'Neill et al. 299/102
4,998,778 A * 3/1991 Braun et al. 299/108
5,529,384 A * 6/1996 Ojanen et al. 299/107
5,893,677 A 4/1999 Haehn et al.
6,234,579 B1 * 5/2001 Montgomery, Jr. 299/106
7,300,115 B2 * 11/2007 Holl et al. 299/106
D567,270 S * 4/2008 Chiang D15/140
7,401,862 B2 * 7/2008 Holl et al. 299/39.6
D574,689 S * 8/2008 Holl et al. D8/71
D575,610 S * 8/2008 Holl et al. D8/71

D585,259 S * 1/2009 Holl et al. D8/71
7,547,075 B2 * 6/2009 Tewes et al. 299/106
7,597,402 B2 * 10/2009 Tewes et al. 299/102
7,784,875 B2 * 8/2010 Holl et al. 299/102
D638,453 S * 5/2011 Buhr et al. D15/140
8,099,847 B2 * 1/2012 Hahn et al. 29/252
8,113,592 B2 * 2/2012 Busley et al. 299/39.6
D657,648 S * 4/2012 Wachsmann D8/71
2003/0132660 A1 * 7/2003 Holl et al. 299/102
2006/0119165 A1 * 6/2006 Holl et al. 299/106
2007/0241605 A1 * 10/2007 Tewes et al. 299/102
2008/0223744 A1 * 9/2008 Tewes et al. 206/349
2009/0289493 A1 * 11/2009 Holl et al. 299/102

FOREIGN PATENT DOCUMENTS

DE 19504495 A1 8/1996

OTHER PUBLICATIONS

Co-pending U.S. Appl. No. 13/251,535, filed Oct. 3, 2011 to Buhr et al.

Co-pending U.S. Appl. No. 29/419,715, filed May 1, 2012 to Buhr et al.

* cited by examiner

Primary Examiner — Mark Goodwin

(74) *Attorney, Agent, or Firm* — Wadley & Patterson, P.C.; Lucian Wayne Beavers

(57) **CLAIM**

What is claimed is the ornamental design for a chisel holder bar, as shown and described.

DESCRIPTION

FIG. 1 is an upper rear right side perspective view of the chisel holder bar.

FIG. 2 is a front elevation view of the chisel holder bar of FIG. 1.

FIG. 3 is a rear elevation view of the chisel holder bar of FIG. 1.


FIG. 4 is a right side elevation view of the chisel holder bar of FIG. 1.

FIG. 5 is a left side elevation view of the chisel holder bar of FIG. 1.

FIG. 6 is a top view of the chisel holder bar of FIG. 1; and,

FIG. 7 is a bottom view of the chisel holder bar of FIG. 1.

1 Claim, 7 Drawing Sheets






FIG. 1




FIG. 2




FIG. 3



FIG. 4




FIG. 5




FIG. 6




FIG. 7