



US00D677276S

(12) **United States Design Patent**  
**Eby et al.**

(10) **Patent No.:** **US D677,276 S**  
(45) **Date of Patent:** **\*\* \*Mar. 5, 2013**

- (54) **DISPLAY SCREEN WITH ICON**
- (75) Inventors: **Travis Eby**, Kirkland, WA (US); **Kieran Phelan**, Seattle, WA (US); **Michael H. LaManna**, Kirkland, WA (US); **Catherine White**, Redmond, WA (US); **Jessica Murray**, Seattle, WA (US)
- (73) Assignee: **Microsoft Corporation**, Redmond, WA (US)

6,195,095	B1 *	2/2001	Beer et al.	715/839
6,466,238	B1 *	10/2002	Berry et al.	715/847
D549,234	S *	8/2007	O'Donnell et al.	D14/492
7,472,157	B2 *	12/2008	Tolson et al.	709/202
D601,159	S	9/2009	Truelove et al.	
D606,090	S *	12/2009	Danton	D14/488
D614,659	S	4/2010	Barcheck et al.	
D617,810	S *	6/2010	Kim et al.	D14/491
D659,161	S *	5/2012	O'Donnell et al.	D14/492
2011/0239157	A1 *	9/2011	Lin et al.	715/788

(\*) Notice: This patent is subject to a terminal disclaimer.

(\*\*) Term: **14 Years**

(21) Appl. No.: **29/401,428**

(22) Filed: **Sep. 12, 2011**

(51) **LOC (9) Cl.** ..... **14-04**

(52) **U.S. Cl.** ..... **D14/492**

(58) **Field of Classification Search** ..... D14/485-495;  
715/775, 810, 835, 836, 837, 839, 840, 846,  
715/847; D20/10, 11, 22, 23, 29  
See application file for complete search history.

(56) **References Cited**

**U.S. PATENT DOCUMENTS**

D295,633	S *	5/1988	Wells-Papanek et al.	D14/490
5,497,455	A *	3/1996	Suga et al.	715/835
D388,069	S *	12/1997	Yamamoto et al.	D14/493
D391,249	S *	2/1998	Yamamoto et al.	D14/490
D392,271	S *	3/1998	Wanishi et al.	D14/489

**OTHER PUBLICATIONS**

IconBazaar—Computer Icons—p. 06, [online], [retrieved on Jan. 24, 2007]. Retrieved from the Internet <URL: <http://www.iconbazaar.com/computer/pg06.html>>.\*

\* cited by examiner

*Primary Examiner* — Karen E Kearney

(74) *Attorney, Agent, or Firm* — Banner & Witcoff, Ltd.


(57) **CLAIM**

The ornamental design for a display screen with icon, as shown and described.

**DESCRIPTION**

FIG. 1 is a front view of a display screen with icon showing the new design; and, FIG. 2 is a front view of a display screen with icon showing an alternative embodiment of the new design. The broken line showing of the remainder of the display screen is for environmental purposes only and forms no part of the claimed design.

**1 Claim, 2 Drawing Sheets**






FIG. 1




FIG. 2