



US00D677264S

(12) **United States Design Patent**
Lu et al.

(10) **Patent No.:** **US D677,264 S**
(45) **Date of Patent:** **** Mar. 5, 2013**

(54) **DISPLAY WITH BUTTERFLY FOLDING STAND**

(75) Inventors: **Yen Wen Lu**, Taipei (TW); **Chou Yu Chang**, Taipei (TW); **Kuei Ming Pan**, Taipei (TW)

(73) Assignee: **Compal Electronics, Inc.**, Taipei (TW)

(**) Term: **14 Years**

(21) Appl. No.: **29/419,537**

(22) Filed: **Apr. 30, 2012**

(51) **LOC (9) Cl.** **08-07**

(52) **U.S. Cl.** **D14/451**

(58) **Field of Classification Search** D14/451, D14/224, 239, 251, 316, 356, 366, 375, 376, D14/377, 434, 439, 447, 448, 452, 454, 455, D14/457, 469; D8/363, 323, 373, 349, 394; 248/121, 122.1, 124.1, 125.1, 125.7, 126, 248/127, 128, 133, 178.1, 183.2, 346.01, 248/346.06, 346.03, 371, 441.1, 454, 455, 248/917, 918, 919, 920, 921, 922, 923, 924, 248/229.1, 226.11, 226.12, 231.9, 274.1, 248/3.4; 312/223.3, 223.6; 361/681, 683, 361/825, 827

See application file for complete search history.

(56) **References Cited**

U.S. PATENT DOCUMENTS

D463,409	S	*	9/2002	Niitsu	D14/239
D473,543	S	*	4/2003	Powell et al.	D14/217
D484,332	S	*	12/2003	Niitsu	D6/477
D523,321	S	*	6/2006	Verbeek	D8/323
D544,868	S	*	6/2007	Katagiri et al.	D14/451
D562,831	S	*	2/2008	Katagiri et al.	D14/451
D568,320	S	*	5/2008	Katagiri et al.	D14/451
2002/0126443	A1	*	9/2002	Zodnik	361/683

* cited by examiner

Primary Examiner — Cynthia Ramirez

(74) *Attorney, Agent, or Firm* — Bacon & Thomas, PLLC

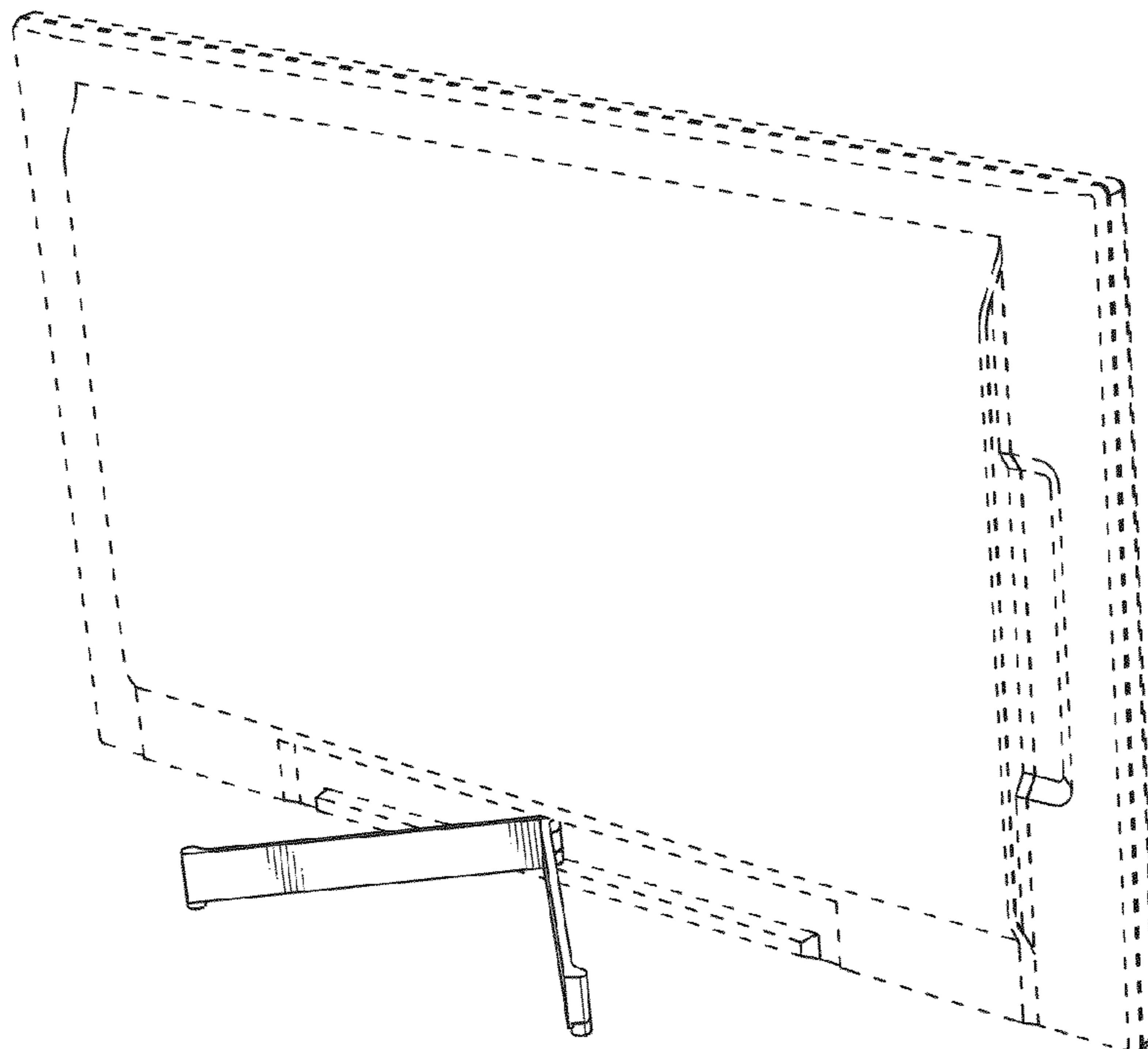
(57) **CLAIM**

The ornamental design for the display with butterfly folding stand, as shown and described.

DESCRIPTION

FIG. 1 is a rear perspective view of a display with butterfly folding stand showing our new design; FIG. 2 is a front view thereof; FIG. 3 is a rear view thereof; FIG. 4 is a left side view thereof; FIG. 5 is right side view thereof; FIG. 6 is a top plan view thereof; FIG. 7 is a bottom plan view thereof; FIG. 8 is a rear reference perspective view thereof showing the state that the folding stand has been closed; and, FIG. 9 is a front perspective view thereof. The broken lines in the drawings are for illustrative purposes only and form no part of the claimed design.

1 Claim, 7 Drawing Sheets



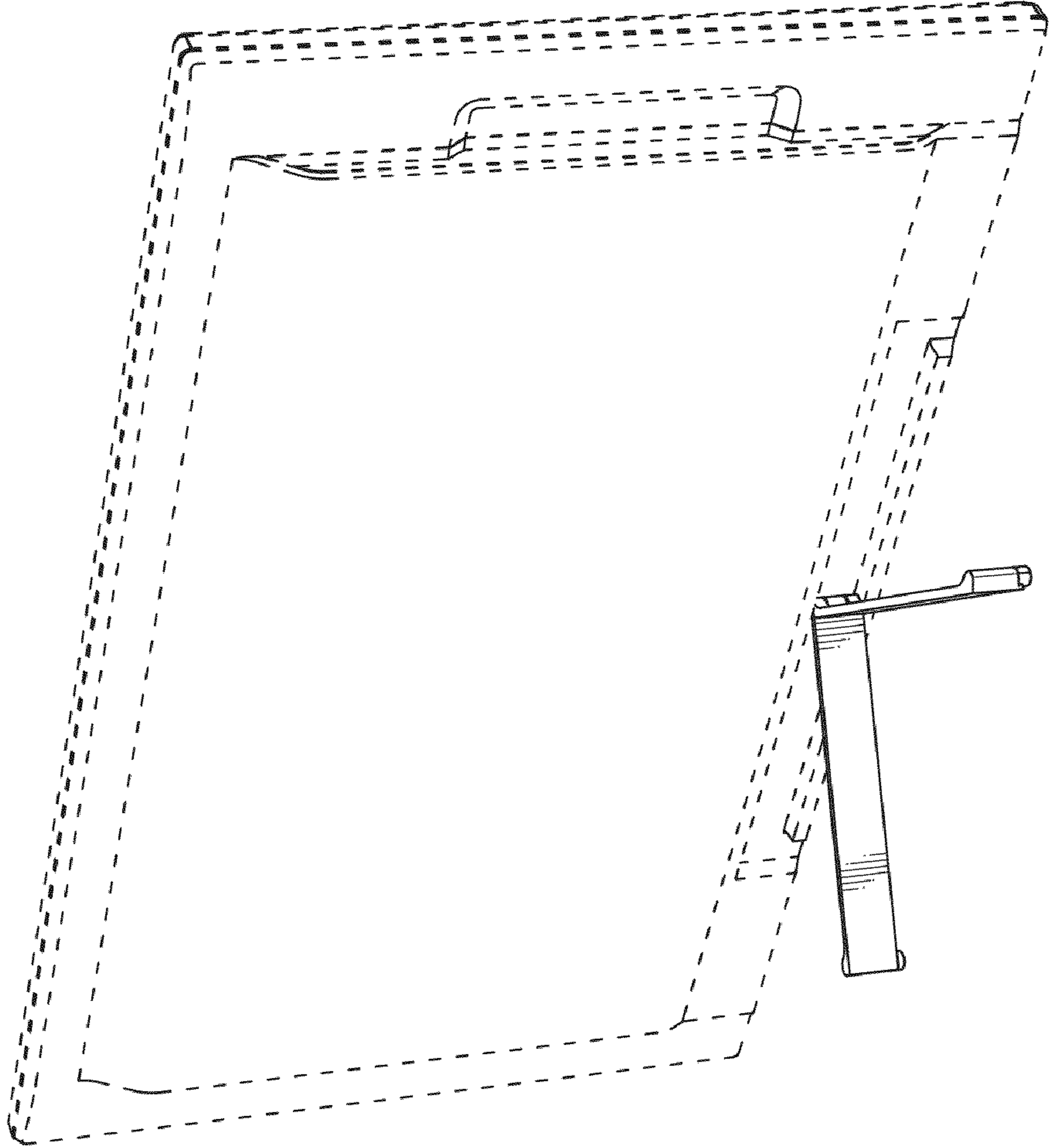


FIG. 1




FIG. 2

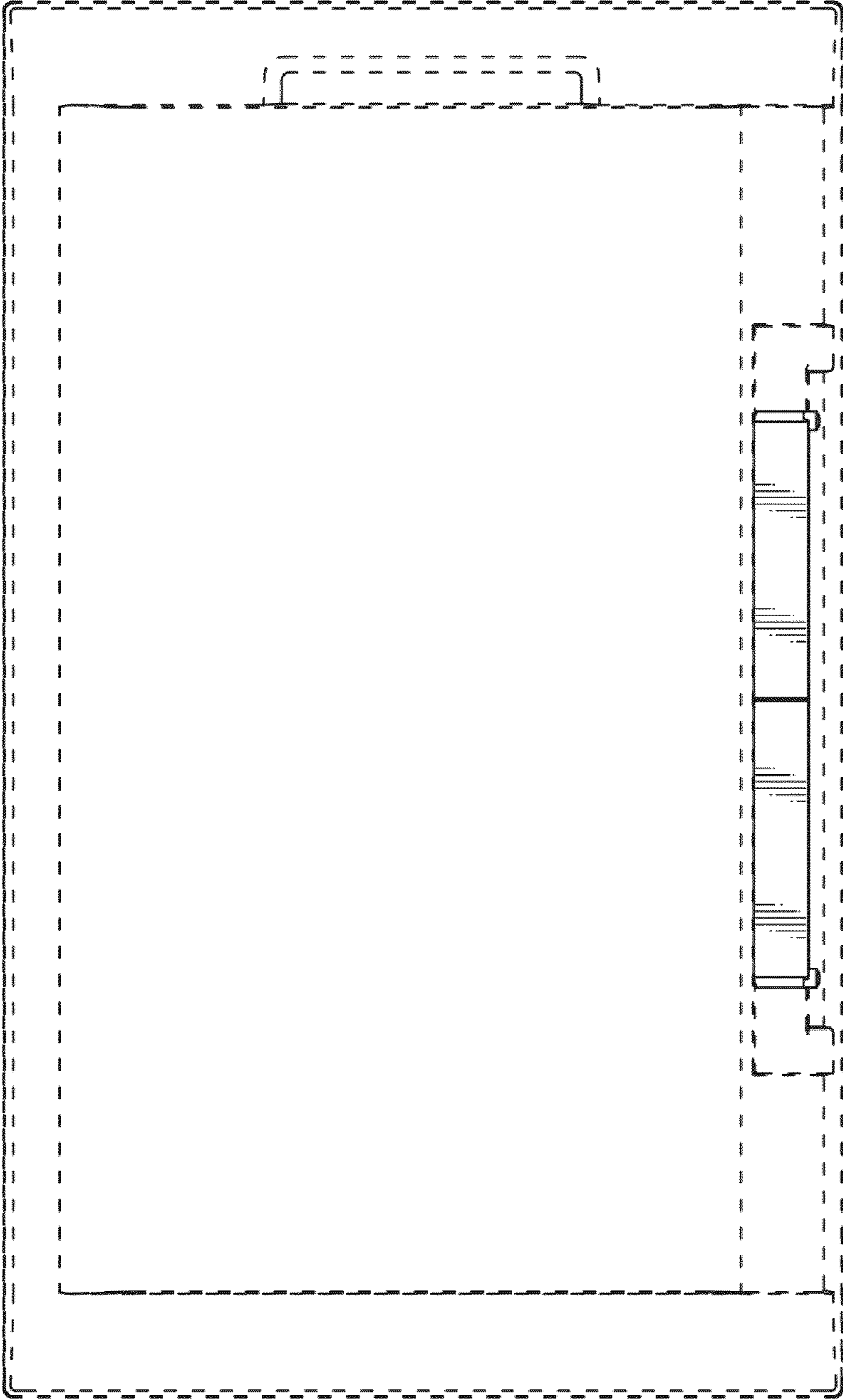


FIG. 3




FIG. 5




FIG. 4

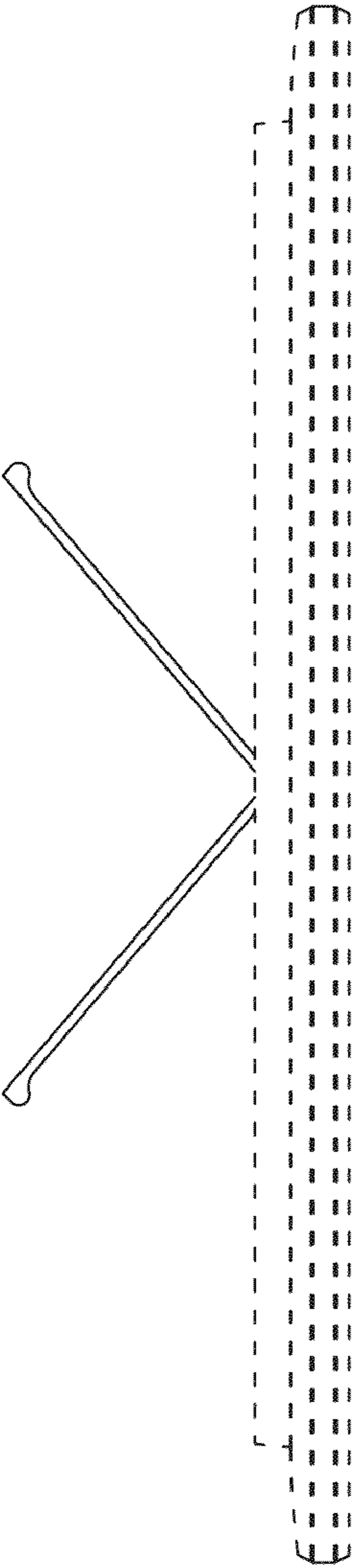


FIG. 6

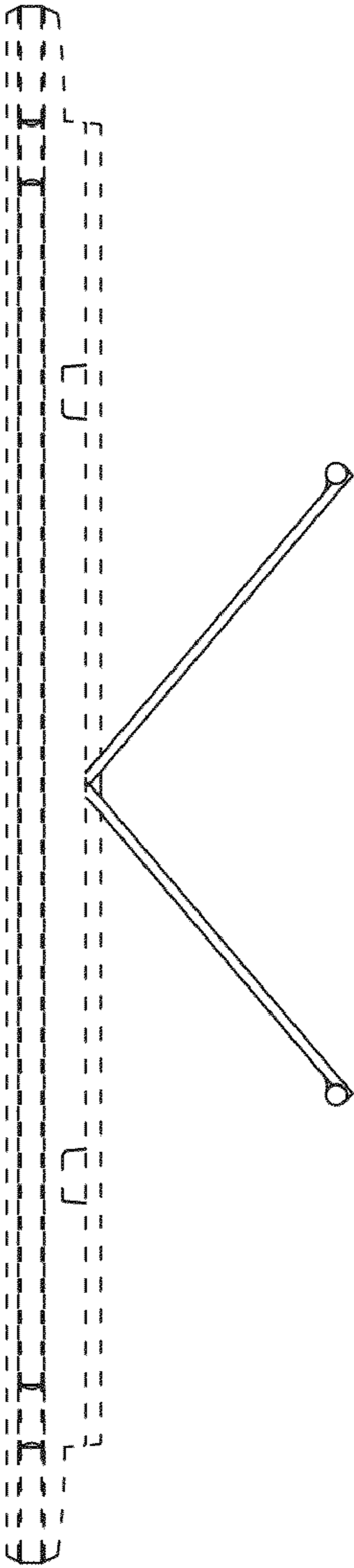


FIG. 7

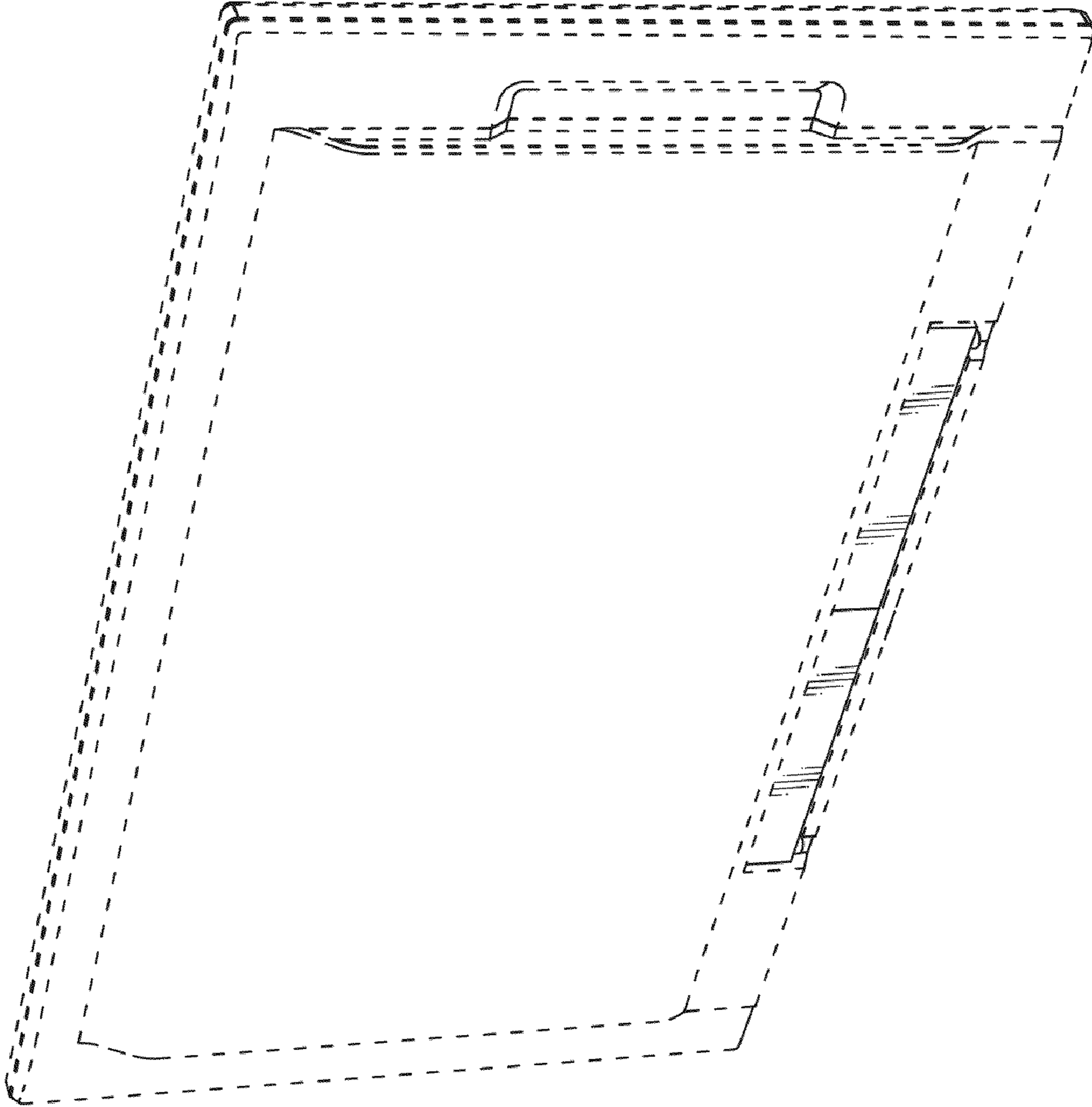


FIG. 8




FIG. 9