



US00D677255S

(12) **United States Design Patent**
McManigal et al.

(10) **Patent No.:** **US D677,255 S**
(45) **Date of Patent:** **** Mar. 5, 2013**

(54) **ELECTRONIC TABLET**
(75) Inventors: **Scott McManigal**, Irvine, CA (US);
Matthew McRae, Irvine, CA (US)
(73) Assignee: **Vizio Inc.**, Irvine, CA (US)
(**) Term: **14 Years**
(21) Appl. No.: **29/398,297**
(22) Filed: **Jul. 28, 2011**
(51) **LOC (9) Cl.** **14-02**
(52) **U.S. Cl.** **D14/341**
(58) **Field of Classification Search** D14/341-347,
D14/137, 138, 138.1, 138 A, 138 AA, 138 R,
D14/138 AB, 138 AC, 138 AD, 138 C, 138 G,
D14/496, 203.1, 203.3, 203.4, 203.5, 203.7,
D14/426, 427, 432, 429, 129, 130, 420, 439-441,
D14/448, 125, 126, 147, 156, 218, 247-248,
D14/250, 389, 388, 315-318; D10/65, 104;
D18/6-7; D21/324, 329, 330; D19/26, 59,
D19/60; 455/556.1, 556.2, 566, 575.1, 90.3;
379/433.04, 433.01, 433.06, 916; 345/169,
345/173, 901, 905; 361/679.26, 679.27,
361/679.3, 679.55, 679.56
See application file for complete search history.

D638,814 S * 5/2011 Sutherland et al. D14/138 G
D639,805 S * 6/2011 Song et al. D14/341
D640,219 S * 6/2011 Sutherland et al. D14/138 G
D640,663 S * 6/2011 Arnholt et al. D14/138 G
D645,833 S * 9/2011 Seflic et al. D14/138 G
D650,381 S * 12/2011 Park et al. D14/341
D654,074 S * 2/2012 Wood et al. D14/341
D656,918 S * 4/2012 Kim et al. D14/138 G
D663,298 S * 7/2012 Song et al. D14/341
D663,711 S * 7/2012 Lee et al. D14/138 G
D664,954 S * 8/2012 Kim et al. D14/341
D666,198 S * 8/2012 Van Den Nieuwenhuizen
et al. D14/341
D667,006 S * 9/2012 Van Den Nieuwenhuizen
et al. D14/341
D667,396 S * 9/2012 Koh D14/341
D667,397 S * 9/2012 Koh D14/341
D667,399 S * 9/2012 Koh D14/341

OTHER PUBLICATIONS

Vizio 8-Inch Tablet with WiFi—VTAB1008, posted Jul. 26, 2011
[online]. [retrieved Sep. 13, 2012]. Retrieved from Internet, <http://www.amazon.com>.*

* cited by examiner

Primary Examiner — Barbara Fox
(74) *Attorney, Agent, or Firm* — Law Office of Scott C. Harris, Inc.

(56) **References Cited**

U.S. PATENT DOCUMENTS

D505,950 S * 6/2005 Summit et al. D14/341
D515,082 S * 2/2006 Moskaluk et al. D14/341
D580,431 S * 11/2008 Morita D14/341
D602,014 S * 10/2009 Andre et al. D14/341
D602,015 S * 10/2009 Andre et al. D14/341
D602,017 S * 10/2009 Andre et al. D14/341
D622,270 S * 8/2010 Andre et al. D14/341
D627,777 S * 11/2010 Akana et al. D14/341
D630,630 S * 1/2011 Andre et al. D14/341
D632,688 S * 2/2011 Seong D14/346
D633,090 S * 2/2011 Andre et al. D14/341
D633,091 S * 2/2011 Andre et al. D14/341
D636,769 S * 4/2011 Wood et al. D14/341
D636,770 S * 4/2011 Li D14/341
D637,596 S * 5/2011 Akana et al. D14/341

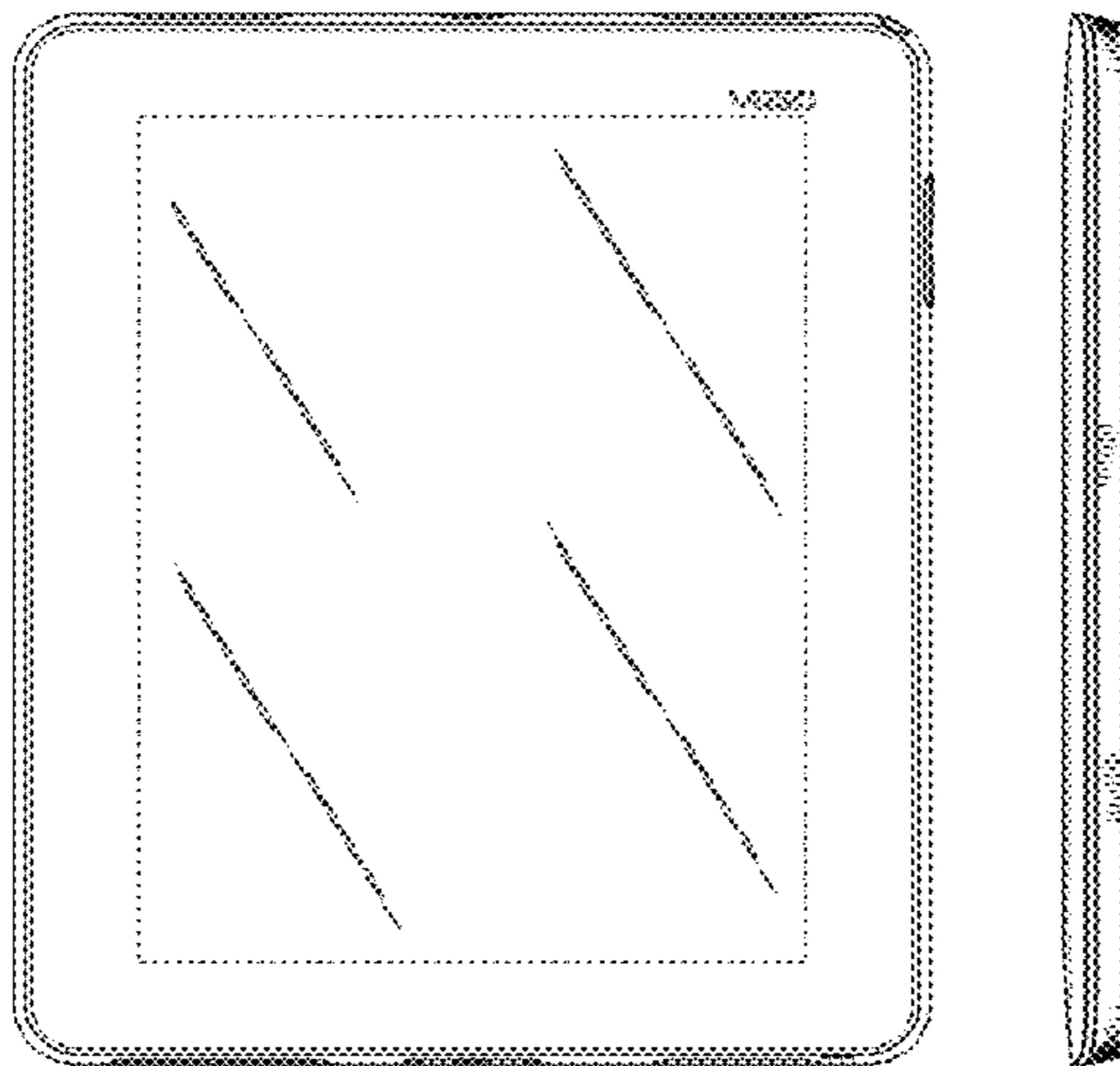
(57) **CLAIM**

The ornamental design for an electronic tablet, as shown and described.

DESCRIPTION

FIG. 1 is a front perspective view of the electronic tablet;
FIG. 2 is a front-on view of the electronic tablet;
FIG. 3 is a back view of the electronic tablet;
FIGS. 4 and 5 show alternate side views of the electronic tablet; and,
FIGS. 6 and 7 show top and bottom views of the electronic tablet.
The broken lines shown in the drawings represent portions of the electronic tablet which form no part of the claimed design.

1 Claim, 5 Drawing Sheets



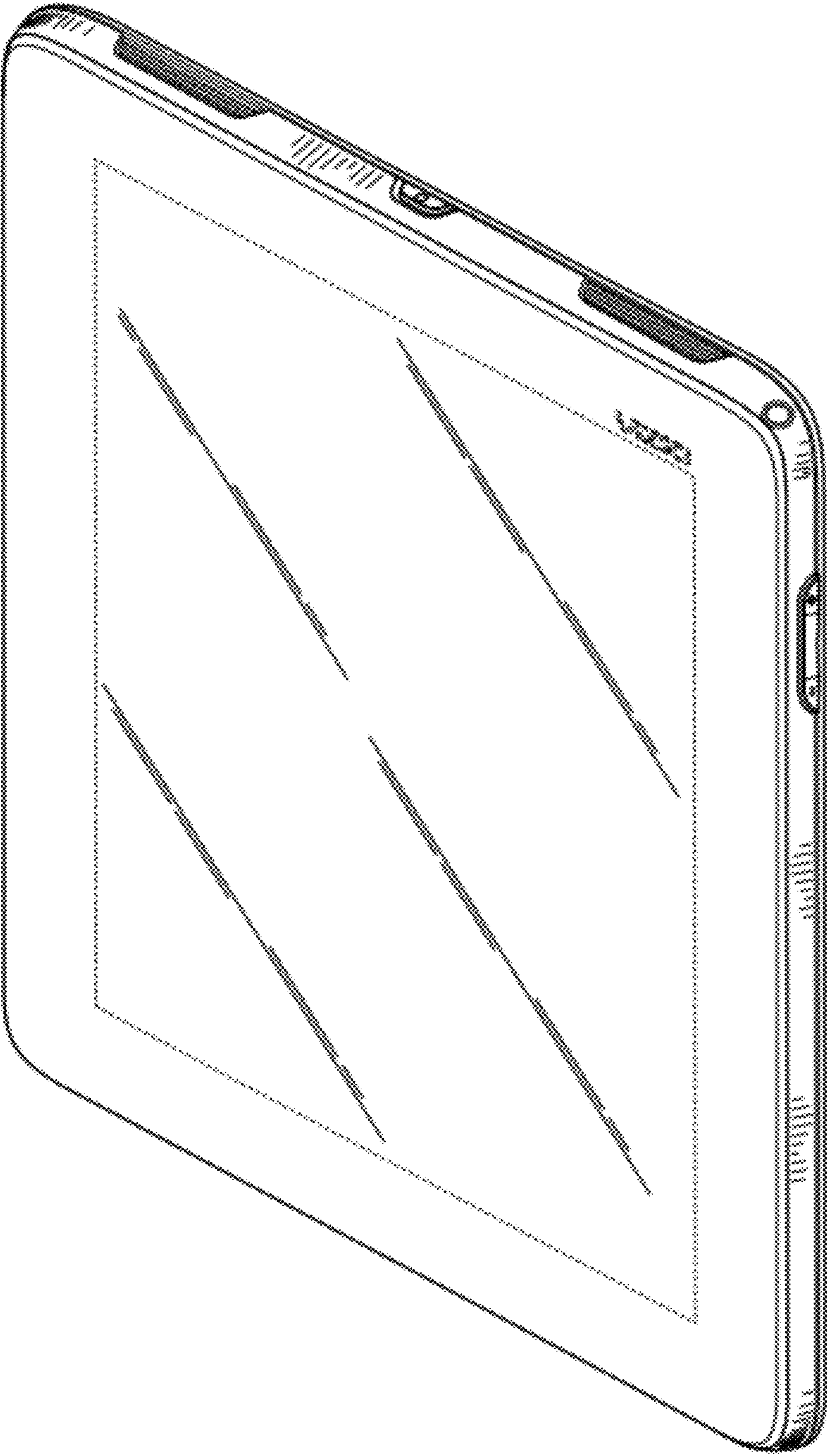


FIG. 1




FIG. 2

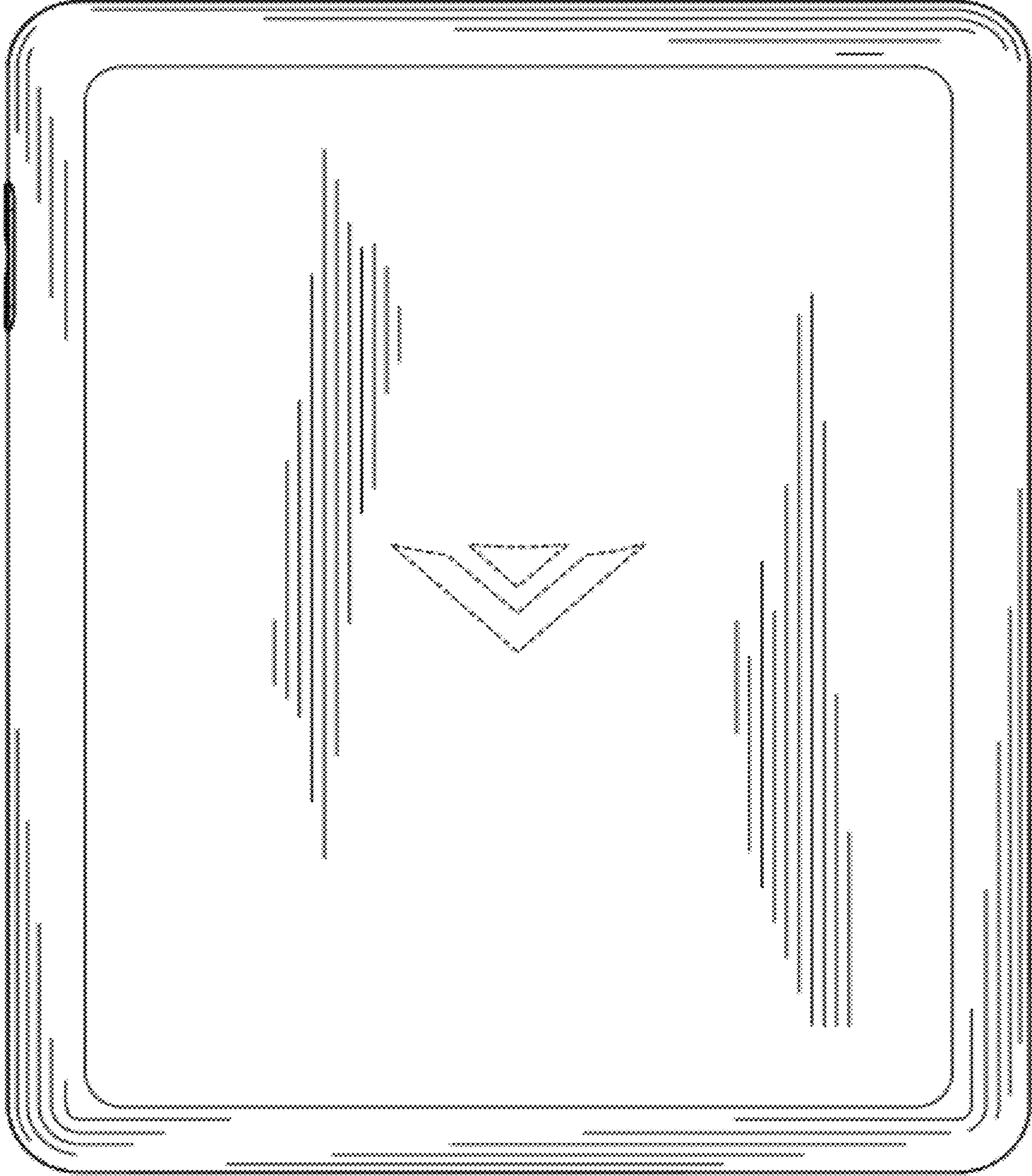


FIG. 3




FIG. 4




FIG. 5



FIG. 6



FIG. 7