



US00D677251S

(12) **United States Design Patent**  
**Melanson et al.**

(10) **Patent No.:** **US D677,251 S**  
(45) **Date of Patent:** **\*\* Mar. 5, 2013**

(54) **CASE FOR ELECTRONIC DEVICE**

(75) Inventors: **Christopher Melanson**, Fort Collins, CO (US); **Stephen Willes**, Fort Collins, CO (US)

(73) Assignee: **Otter Products, LLC**, Fort Collins, CO (US)

(\*\*) Term: **14 Years**

(21) Appl. No.: **29/429,927**

(22) Filed: **Aug. 19, 2012**

(51) **LOC (9) Cl.** ..... **14-03**

(52) **U.S. Cl.** ..... **D14/250**

(58) **Field of Classification Search** ..... D14/250–253, D14/440, 203.3–203.7, 217, 496, 248, 238.1, D14/240, 447; D3/201, 218, 269, 301, 273, D3/303, 103, 247; D13/103, 107–108, 119; 220/4.02; 248/309.1, 371, 176.3, 668; 361/679.56, 361/679.3, 679.25, 816; 379/426, 433.11, 379/455; 455/575.1, 575.8; 206/305, 320; 345/173

See application file for complete search history.

(56) **References Cited**

**U.S. PATENT DOCUMENTS**

D459,346 S *	6/2002	Powell	.....	D14/250
D556,681 S *	12/2007	Kim	.....	D13/103
D565,291 S *	4/2008	Brandenburg et al.	.....	D3/218
D581,155 S	11/2008	Richardson et al.		
D587,008 S	2/2009	Richardson et al.		
D589,016 S	3/2009	Richardson et al.		
D593,746 S	6/2009	Richardson et al.		
D597,301 S	8/2009	Richardson et al.		
D600,908 S *	9/2009	Richardson et al.	.....	D3/218
D603,602 S	11/2009	Richardson et al.		
D605,850 S	12/2009	Richardson et al.		
D609,463 S *	2/2010	Bullen	.....	D3/218
D613,282 S	4/2010	Richardson et al.		
D615,535 S	5/2010	Richardson et al.		
D617,784 S	6/2010	Richardson et al.		
D619,130 S *	7/2010	Fellig	.....	D14/250
D623,179 S *	9/2010	Richardson et al.	.....	D14/250
D623,639 S	9/2010	Richardson et al.		

D624,533 S *	9/2010	Richardson et al.	.....	D14/250
D626,119 S *	10/2010	Fellig	.....	D14/250
D626,964 S	11/2010	Richardson et al.		
D628,568 S *	12/2010	Richardson et al.	.....	D14/250
D632,684 S *	2/2011	Richardson et al.	.....	D14/250
D634,741 S	3/2011	Richardson et al.		
D636,386 S *	4/2011	Richardson et al.	.....	D14/250
7,933,122 B2	4/2011	Richardson et al.		
D637,589 S	5/2011	Willes et al.		
D638,411 S	5/2011	Willes et al.		
D638,413 S	5/2011	Magness et al.		
D638,828 S	5/2011	Melanson et al.		
D638,829 S *	5/2011	Melanson et al.	.....	D14/250
D638,830 S *	5/2011	Magness et al.	.....	D14/250
D640,679 S	6/2011	Willes et al.		

(Continued)

**OTHER PUBLICATIONS**

OtterBox Defender Series Case for iPhone 5, earliest customer review Sep. 12, 2012, <URL:http://www.otterbox.com/iPhone-5-Defender-Series-Case/apl2-new-iphone-5,default,pd.html?dwvar\_apl2-new-iphone-5\_color=R2&start=2&cgid=apple-new-iphone-5-cases>, retrieved from internet on Dec. 16, 2012.\*

(Continued)

*Primary Examiner* — Carla Jobe Wright

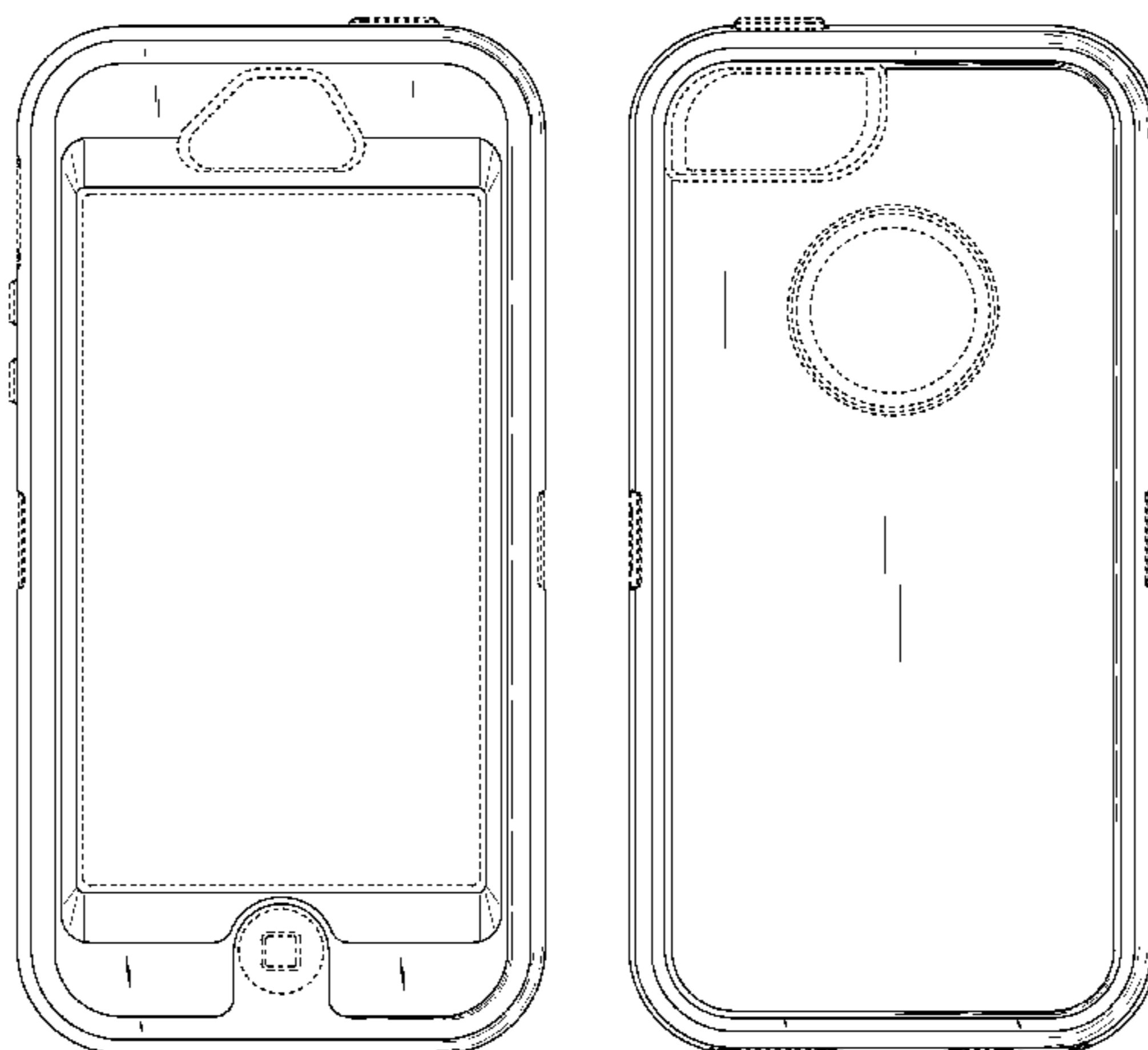
(57) **CLAIM**

The ornamental design for a case for electronic device, as shown and described.

**DESCRIPTION**

FIG. 1 is a front isometric view of a case for electronic device showing our new design; FIG. 2 is a rear isometric view thereof; FIG. 3 is a front view thereof; FIG. 4 is a rear view thereof; FIG. 5 is a left view thereof; FIG. 6 is a right view thereof; FIG. 7 is a top view thereof; and, FIG. 8 is a bottom view thereof. The broken lines immediately adjacent the shaded surfaces represent boundaries of the claimed design. All other broken lines depict unclaimed environment. The broken lines and unshaded regions bounded by the broken lines form no part of the claimed design.

**1 Claim, 6 Drawing Sheets**



# US D677,251 S

Page 2

## U.S. PATENT DOCUMENTS

D640,680 S *	6/2011	Magness et al. ....	D14/250	D658,166 S *	4/2012	Bau .....	D14/250
D641,013 S	7/2011	Richardson et al.		D661,482 S	6/2012	Chang et al.	
D642,169 S *	7/2011	Andre et al. ....	D14/250	D661,483 S	6/2012	Weller et al.	
D642,170 S	7/2011	Johnson et al.		D662,924 S *	7/2012	Melanson et al. ....	D14/250
D642,171 S	7/2011	Melanson et al.		D665,735 S *	8/2012	Kang et al. ....	D13/108
D643,422 S	8/2011	Smith et al.		D670,281 S *	11/2012	Corpuz et al. ....	D14/250
D643,837 S	8/2011	Smith et al.		2009/0036175 A1 *	2/2009	Brandenburg et al. ....	455/575.1
D644,635 S *	9/2011	Richardson et al. ....	D14/250	2010/0104814 A1 *	4/2010	Richardson et al. ....	428/156
D644,637 S	9/2011	Smith et al.		2011/0253569 A1 *	10/2011	Lord .....	206/320
D644,639 S	9/2011	Weller et al.		2012/0037524 A1 *	2/2012	Lonsdale et al. ....	206/320
D645,031 S	9/2011	Richardson et al.		2012/0211382 A1 *	8/2012	Rayner .....	206/320
D649,347 S	11/2011	Smith et al.					
D651,203 S	12/2011	Michie et al.					
D651,594 S	1/2012	Melanson et al.					
D654,485 S	2/2012	Chang et al.					
D654,487 S	2/2012	Weller et al.					
D654,492 S	2/2012	Melanson et al.					
D657,137 S	4/2012	Weller et al.					

## OTHER PUBLICATIONS

Gumdrop Tech Rugged iPhone 5 Case, posted on Sep. 13, 2012, <URL:<http://www.iphone5cases.com/150/iphone-5-cases/gum-drop-tech-rugged-iphone-5-case>, retrieved from internet on Dec. 16, 2012.\*

\* cited by examiner

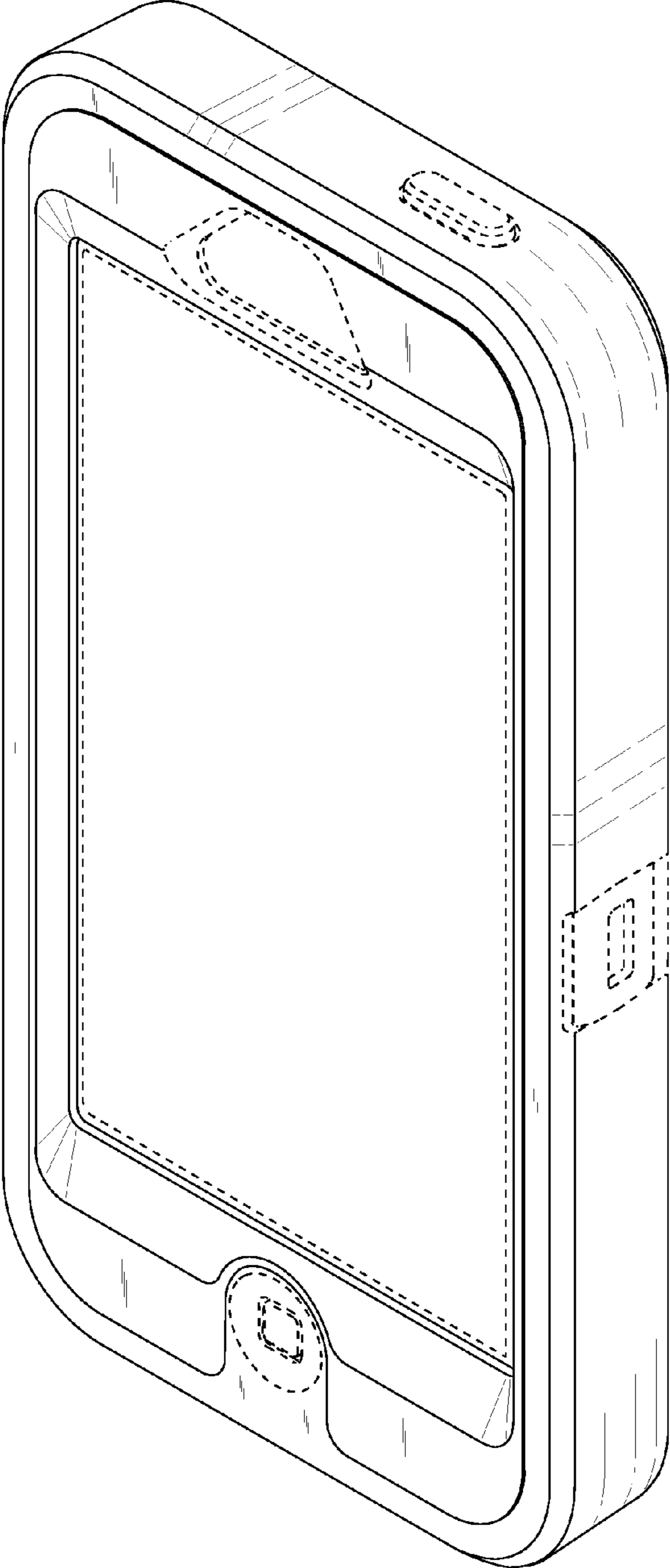


FIG. 1

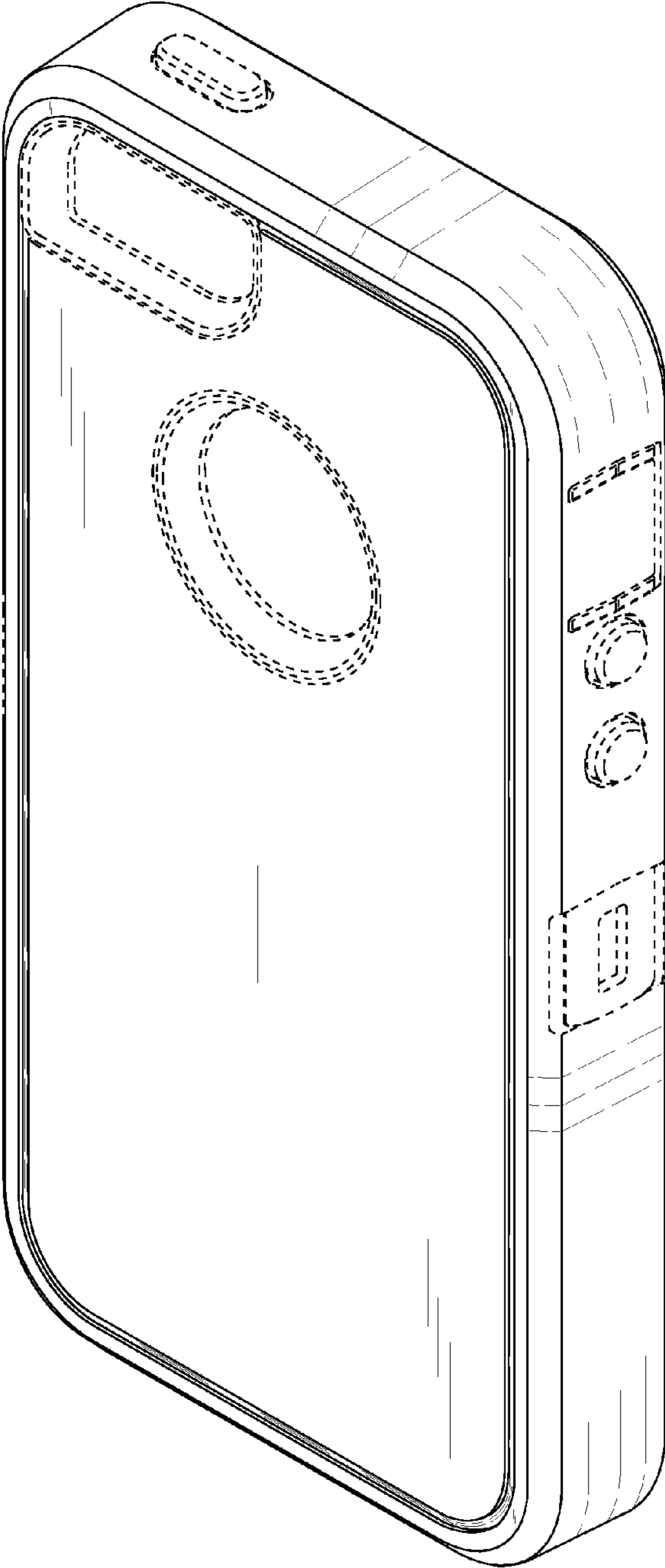


FIG. 2




FIG. 3

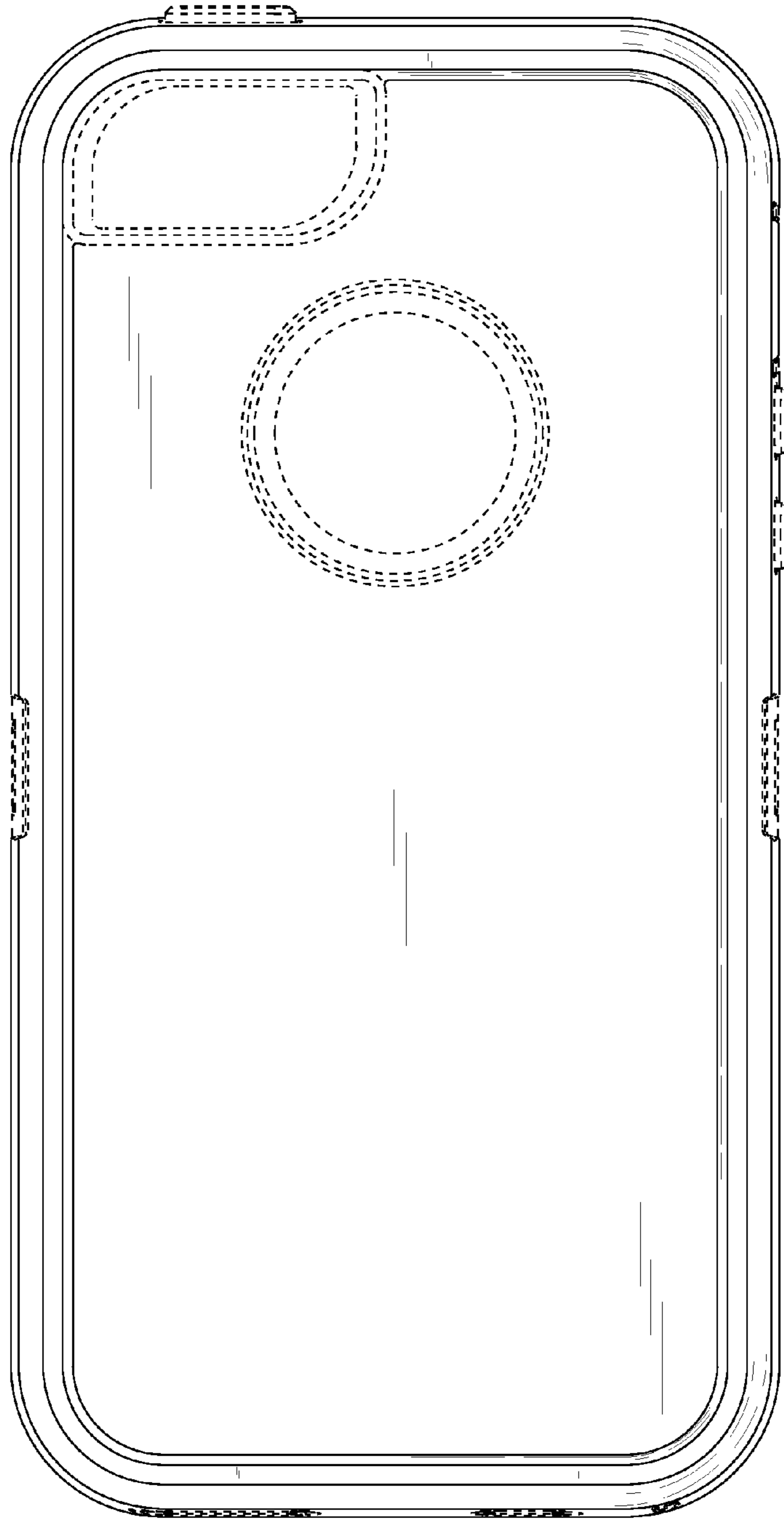


FIG. 4

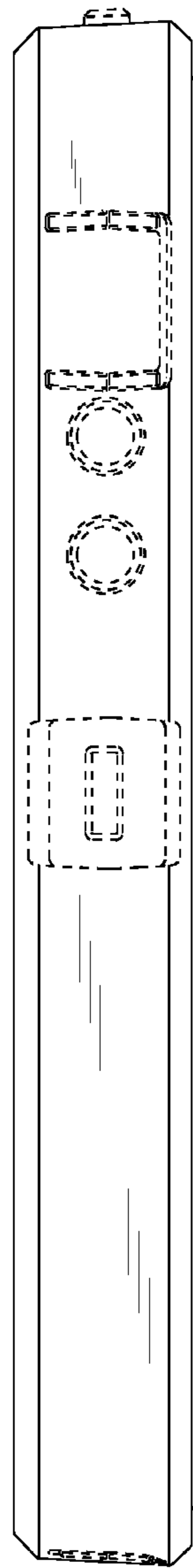


FIG. 5

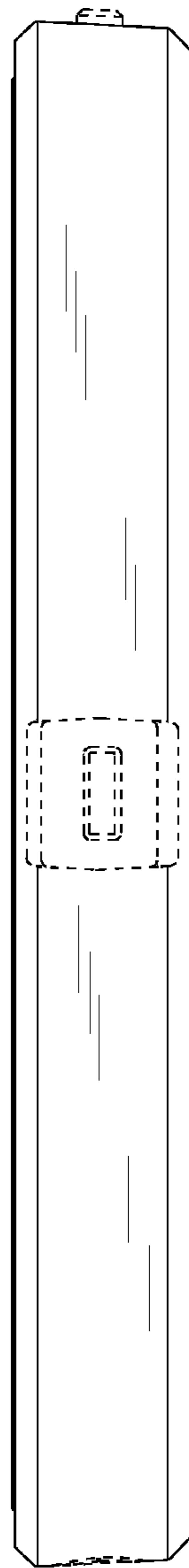


FIG. 6

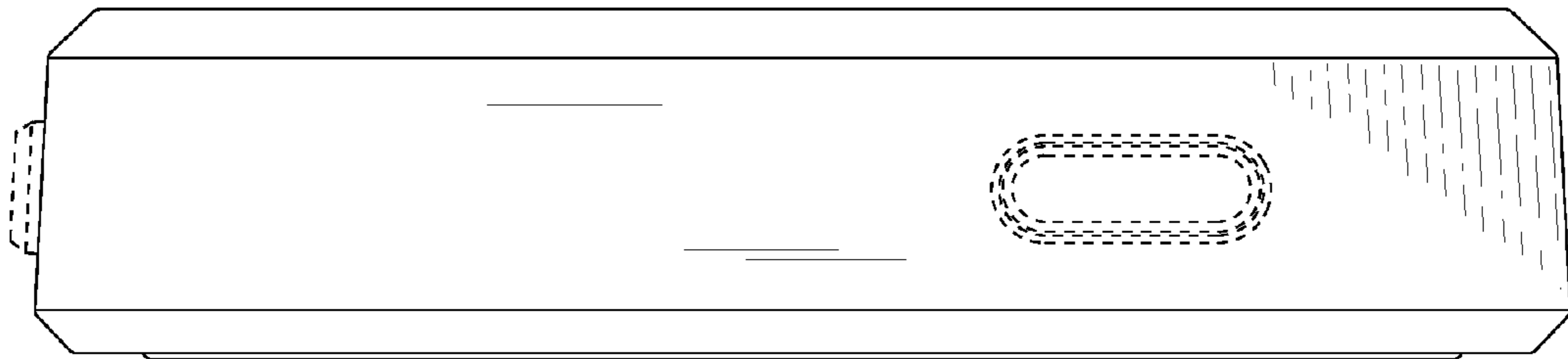


FIG. 7

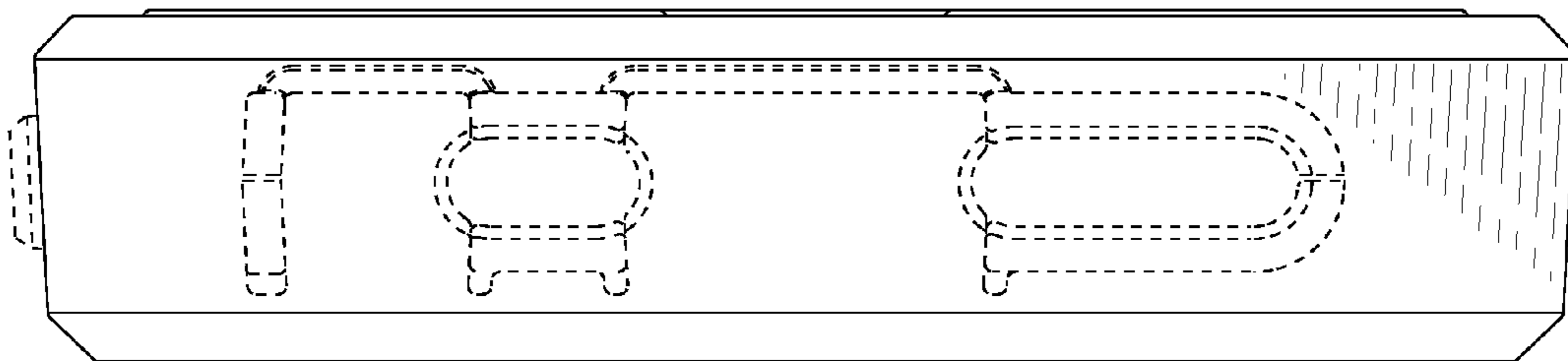


FIG. 8