



US00D677249S

(12) **United States Design Patent**  
**Li et al.**

(10) **Patent No.:** **US D677,249 S**  
(45) **Date of Patent:** **\*\* Mar. 5, 2013**

(54) **PROTECTIVE COVER FOR MOBILE PHONE**

D670,281 S \* 11/2012 Corpuz et al. .... D14/250  
D670,283 S \* 11/2012 Wikel ..... D14/253  
D670,689 S \* 11/2012 Wang ..... D14/250

(75) Inventors: **Tang Li**, Shenzhen (CN); **Jian Li**,  
Shenzhen (CN); **Lian-Cheng Huang**,  
Shenzhen (CN)

**FOREIGN PATENT DOCUMENTS**

(73) Assignee: **Hon Hai Precision Industry Co., Ltd.**,  
New Taipei (TW)

TW D125581 10/2008  
TW D132322 12/2009  
TW D135008 5/2010  
TW D135804 7/2010

(\*\*) Term: **14 Years**

**OTHER PUBLICATIONS**

(21) Appl. No.: **29/397,568**

<http://www.docellphones.com/Cell-Phone-Shell-Rubberized-with-Silicone-Case-for-iph...> Nov. 26, 2012.\*  
<http://pinpic.net/hard-protector-skin-cover-cell-phone-case-for-lg-optimus-s-ls670-sprint-...> Nov. 26, 2012.\*  
<http://onyxbook.com/2012/11/fish-bone-protector-skin-hybrid-snap-on-gel-cover-faceplat...> Nov. 26, 2012.\*  
<http://www.3gmobile-phone.com/rugged-cell-phone-cases/> Nov. 26, 2012.\*

(22) Filed: **Jul. 18, 2011**

(30) **Foreign Application Priority Data**

Jun. 3, 2011 (CN) ..... 2011 3 0156835

\* cited by examiner

(51) **LOC (9) Cl.** ..... **14-03**

(52) **U.S. Cl.** ..... **D14/250**

(58) **Field of Classification Search** ..... D14/250,  
D14/251, 252, 253, 440, 203.3-203.7, 496,  
D14/217, 238.1, 240, 248; D13/103, 107,  
D13/108; D3/201, 218, 269, 273, 301, 303;  
190/100; 220/4.02; 248/309.1; 361/679.56;  
379/426, 433.11, 455; 455/575.8

*Primary Examiner* — Robert M Spear

*Assistant Examiner* — Rhea Shields

(74) *Attorney, Agent, or Firm* — Altis Law Group, Inc.

See application file for complete search history.

(57) **CLAIM**

The ornamental design for a protective cover for mobile phone, as shown and described.

(56) **References Cited**

**DESCRIPTION**

**U.S. PATENT DOCUMENTS**

D577,904 S \* 10/2008 Sasaki ..... D3/201  
D618,230 S \* 6/2010 Brown et al. .... D14/250  
D622,716 S \* 8/2010 Andre et al.  
D623,180 S \* 9/2010 Diebel ..... D14/250  
D644,635 S \* 9/2011 Richardson et al.  
D647,519 S \* 10/2011 Rothbaum et al. .... D14/250  
D662,925 S \* 7/2012 Mayberry et al. .... D14/250  
D663,263 S \* 7/2012 Gupta et al. .... D13/103  
D665,735 S \* 8/2012 Kang et al. .... D13/108  
D670,279 S \* 11/2012 Veltz et al. .... D14/250

FIG. 1 is a perspective view of a protective cover for mobile phone showing my design.

FIG. 2 is a front elevational view thereof.

FIG. 3 is a rear elevational view thereof.

FIG. 4 is a left-side elevational view thereof.

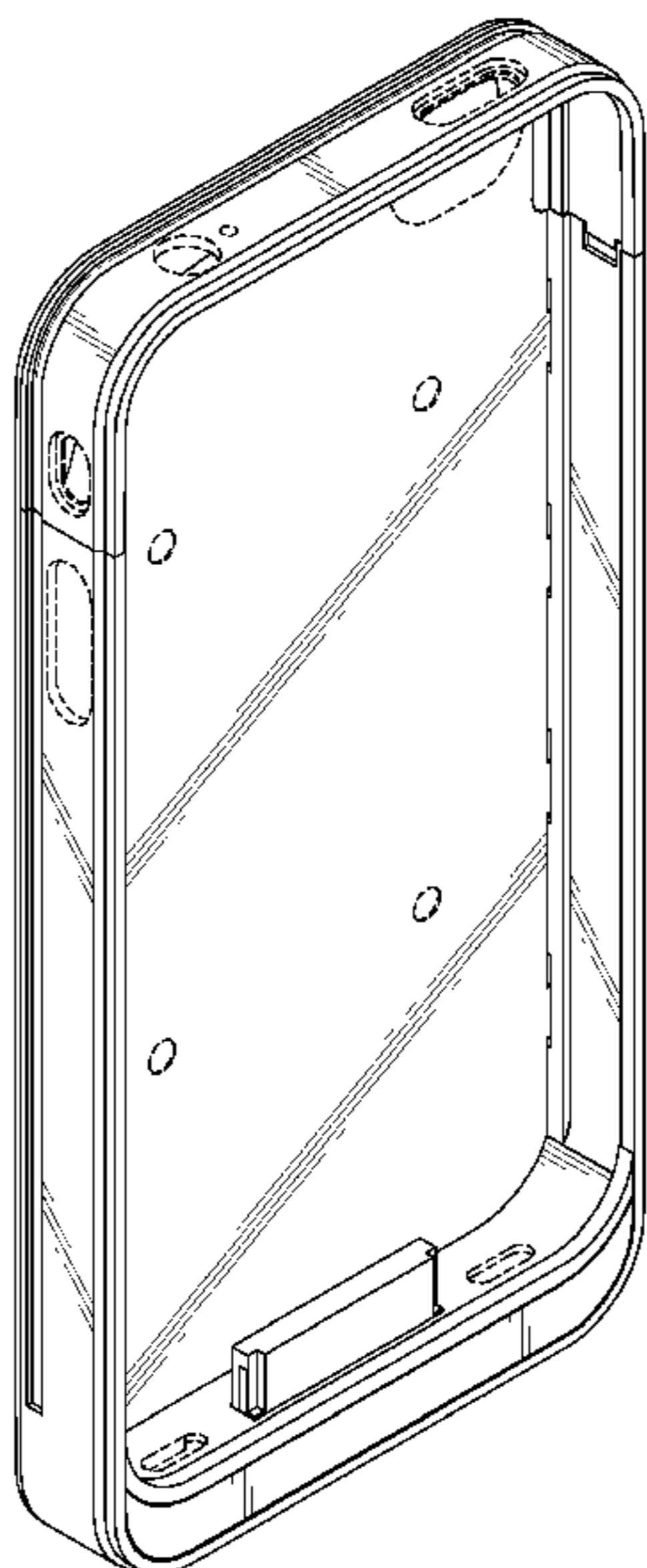
FIG. 5 is a right-side elevational view thereof.

FIG. 6 is a top plan view thereof; and,

FIG. 7 is a bottom plan view thereof.

The broken lines are for illustrative purposes only and form no part of the claimed design.

**1 Claim, 7 Drawing Sheets**



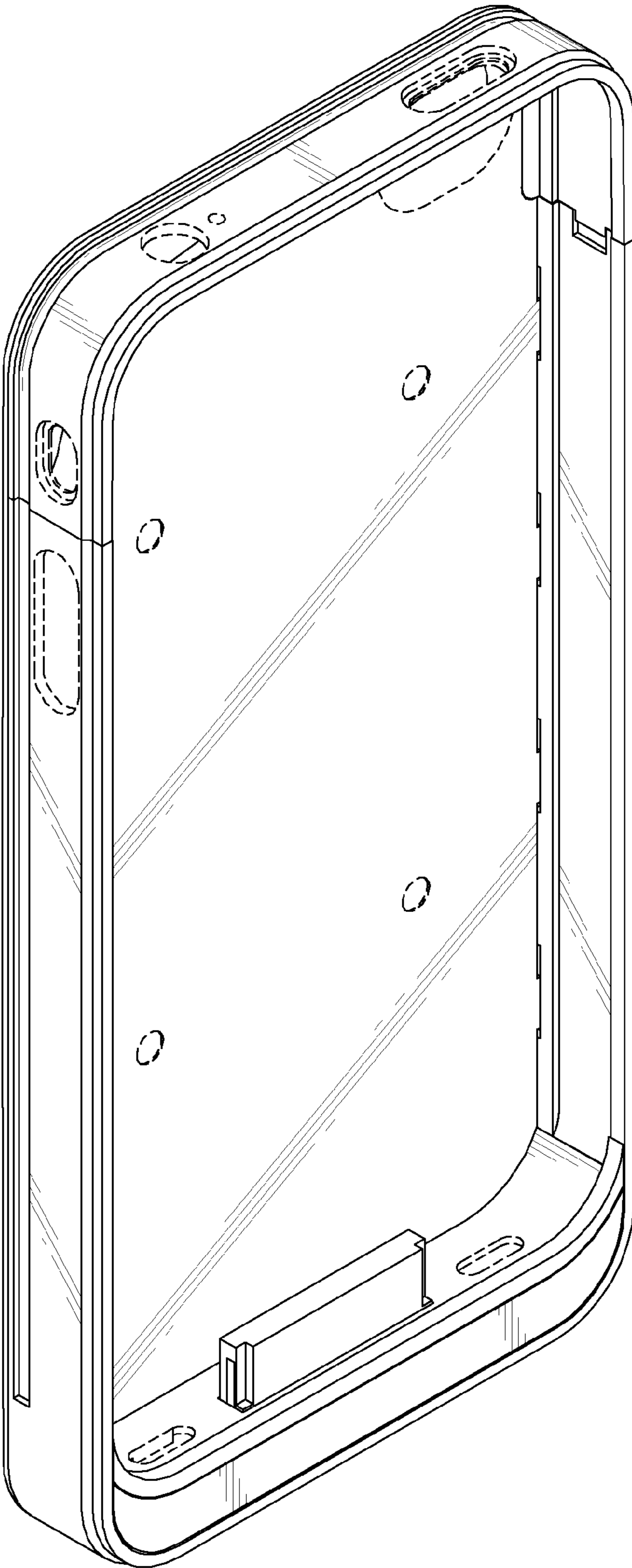


FIG. 1

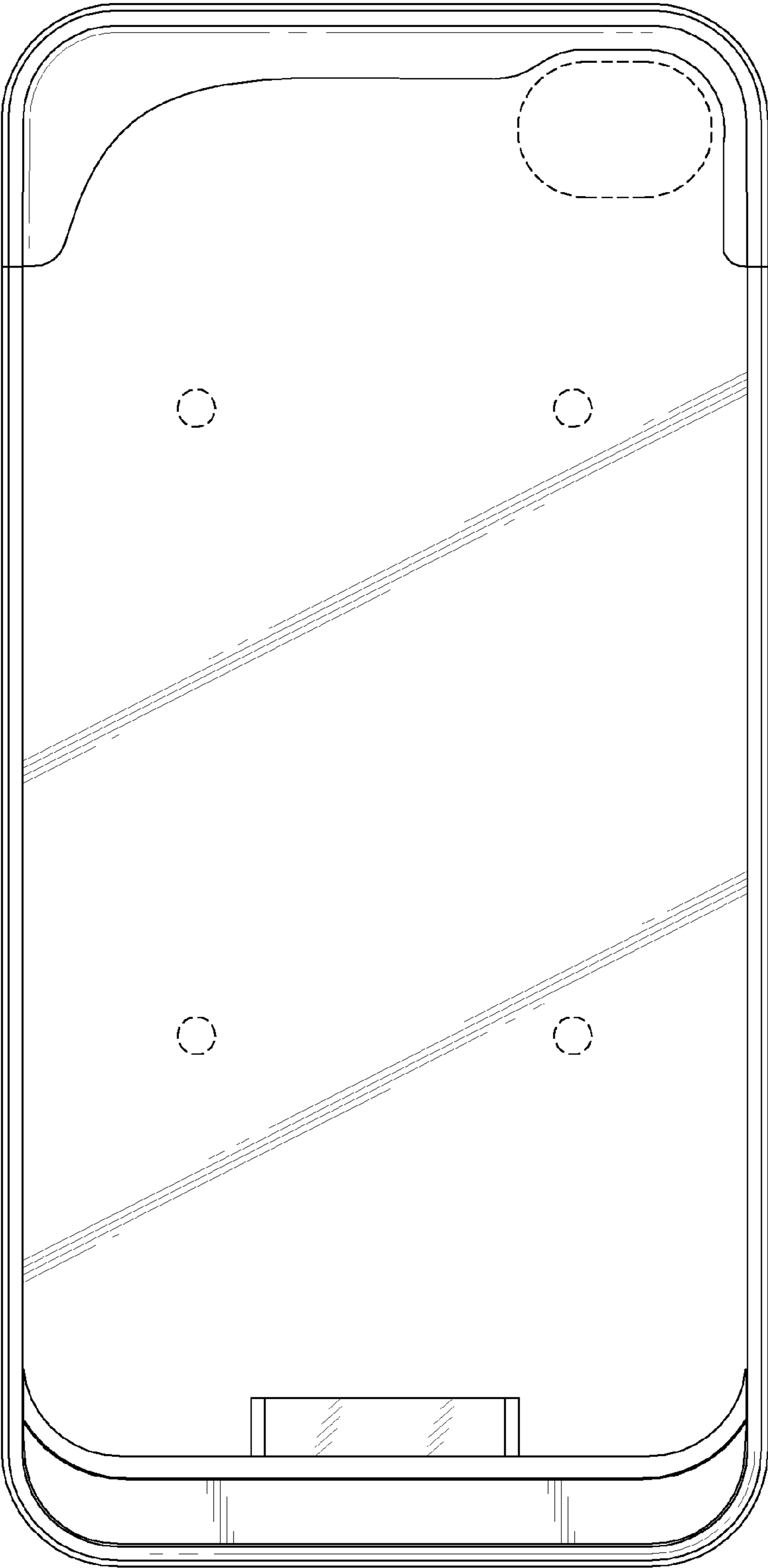


FIG. 2




FIG. 3




FIG. 4



FIG. 5

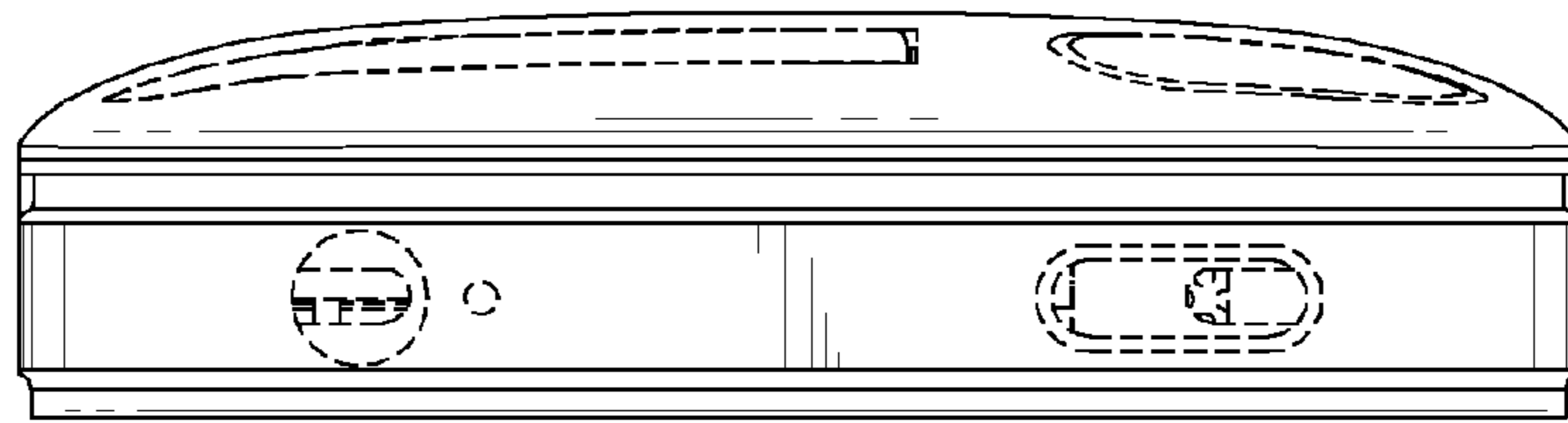


FIG. 6

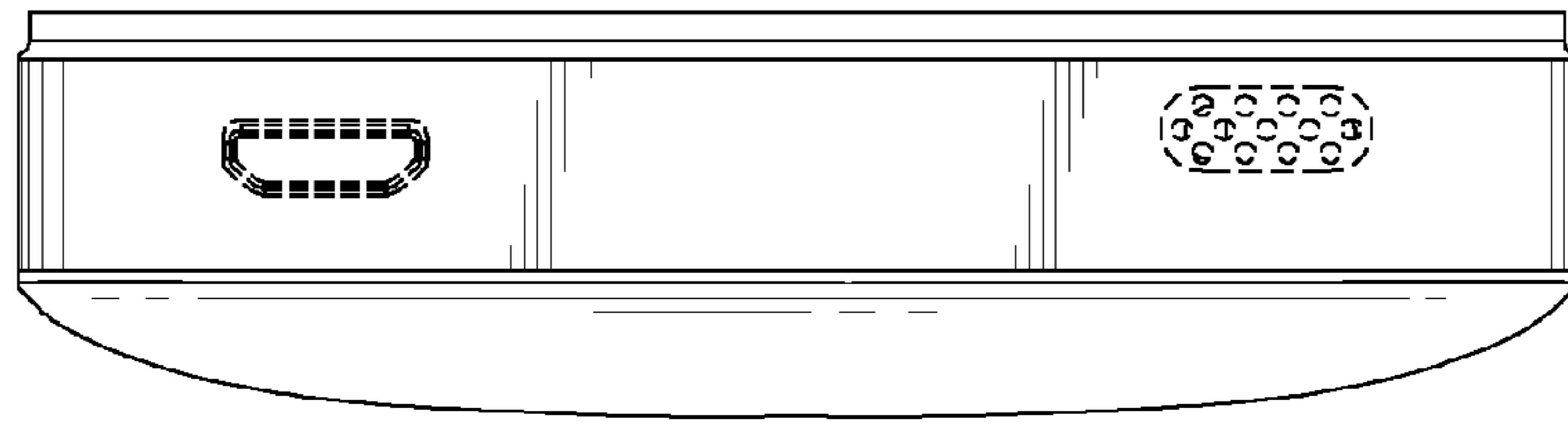


FIG. 7