



US00D677240S

(12) **United States Design Patent**
Coulter

(10) **Patent No.:** **US D677,240 S**
(45) **Date of Patent:** **** Mar. 5, 2013**

(54) **EXTENDIBLE HEADPHONES**

(76) Inventor: **Todd Coulter**, Memphis, TN (US)

(**) Term: **14 Years**

(21) Appl. No.: **29/408,524**

(22) Filed: **Dec. 13, 2011**

(51) **LOC (9) Cl.** **14-01**

(52) **U.S. Cl.** **D14/205**

(58) **Field of Classification Search** D14/205,
D14/206, 223; 181/129, 130, 135; 379/430,
379/431; 381/380, 381, 370; 455/90.3, 575.2
See application file for complete search history.

(56) **References Cited**

U.S. PATENT DOCUMENTS

4,646,872	A *	3/1987	Kamon et al.	181/129
4,802,638	A *	2/1989	Burger et al.	242/388.1
D326,655	S *	6/1992	Iribe	D14/192
5,222,151	A *	6/1993	Nagayoshi et al.	381/380
5,422,957	A *	6/1995	Cummins	381/384
5,706,353	A *	1/1998	Arai et al.	381/77
5,832,098	A *	11/1998	Chen	381/370
6,254,025	B1 *	7/2001	Liao	242/378.1
D460,432	S *	7/2002	Brown	D14/203.5
6,434,249	B1 *	8/2002	Wei	381/370
6,438,248	B1 *	8/2002	Kamimura et al.	381/374
6,474,585	B2 *	11/2002	Liao	242/378.1
6,480,611	B2 *	11/2002	Hashimoto et al.	381/371
D470,833	S *	2/2003	Rath et al.	D14/205
6,658,130	B2 *	12/2003	Huang	381/384
6,866,219	B2 *	3/2005	Wei	242/378.4
6,902,029	B2 *	6/2005	Weise	181/129
7,086,512	B2 *	8/2006	Shack et al.	191/12.4

D546,321	S *	7/2007	Kim	D14/223
D566,107	S *	4/2008	Bowling	D14/223
D583,362	S *	12/2008	Hsu et al.	D14/205
D585,362	S *	1/2009	Honda	D12/587
7,492,917	B2 *	2/2009	Ito	381/370
D590,371	S *	4/2009	Leinvuo	D14/205
D600,673	S *	9/2009	Kim et al.	D14/205
D605,628	S *	12/2009	Ando	D14/205
D614,168	S *	4/2010	Rogers et al.	D14/206
D648,317	S *	11/2011	Katsuraku et al.	D14/205
8,144,915	B2 *	3/2012	Hankey et al.	381/384
D658,157	S *	4/2012	McManigal	D14/205
D662,079	S *	6/2012	Fahrendorff et al.	D14/205
8,218,808	B2 *	7/2012	Xu	381/384

* cited by examiner

Primary Examiner — Paula Greene

(74) *Attorney, Agent, or Firm* — QuickPatents; Kevin Prince

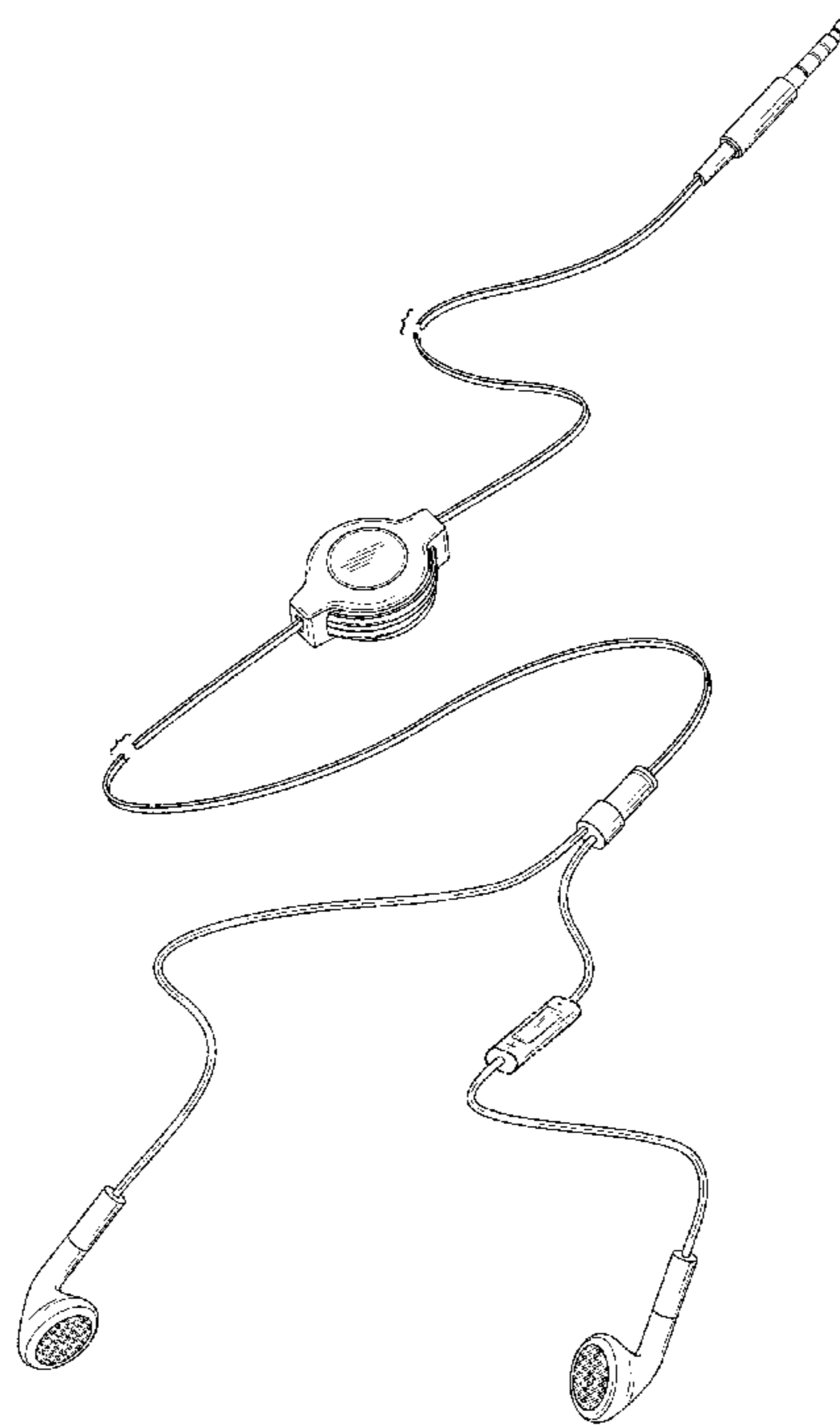
(57) **CLAIM**

I claim the ornamental design for an extendible headphones, as shown and described.

DESCRIPTION

FIG. 1 is a perspective view of extendible headphones showing my new design in an extended configuration, the cord is drawn broken away for indeterminate length;
FIG. 2 is a top plan view thereof, illustrated in a retracted configuration;
FIG. 3 is a bottom plan view of FIG. 2;
FIG. 4 is a left-side elevational view of FIG. 2;
FIG. 5 is a right-side elevational view of FIG. 2;
FIG. 6 is a rear elevational view of FIG. 2; and,
FIG. 7 is a front elevational view of FIG. 2.

1 Claim, 4 Drawing Sheets






FIG. 1




FIG. 2




FIG. 3

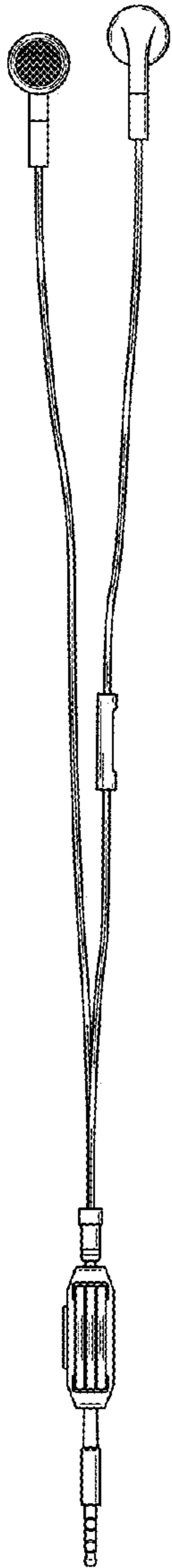


FIG. 4

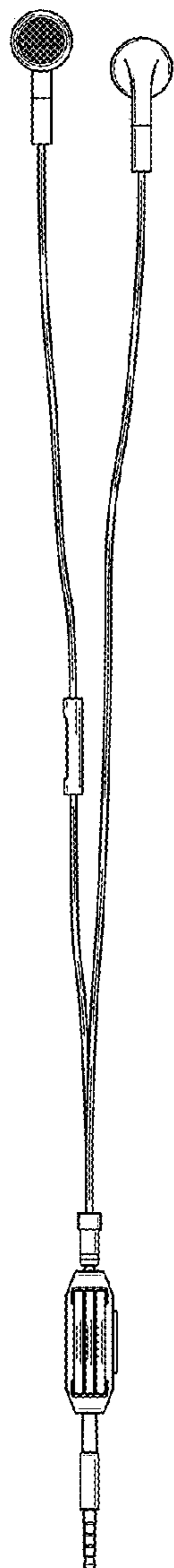


FIG. 5

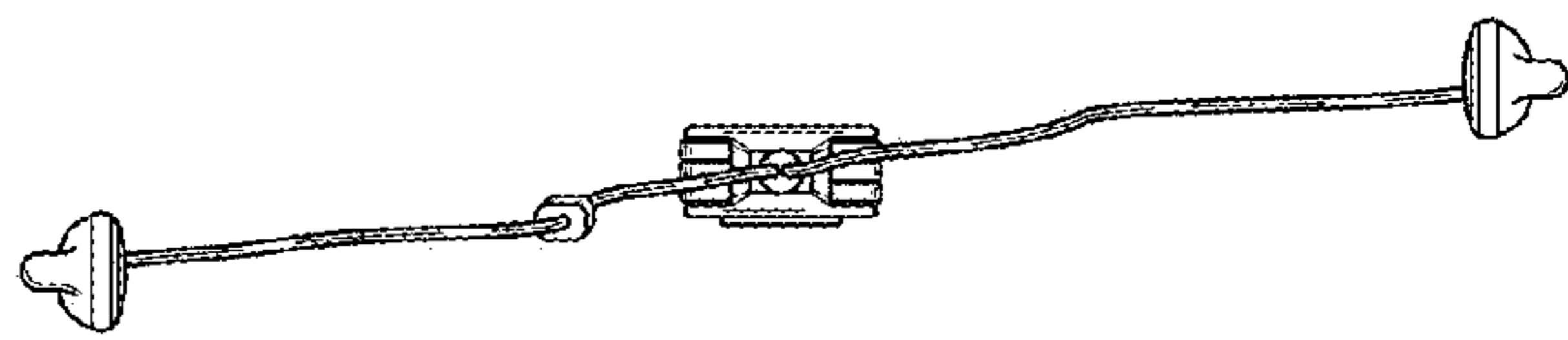


FIG. 6

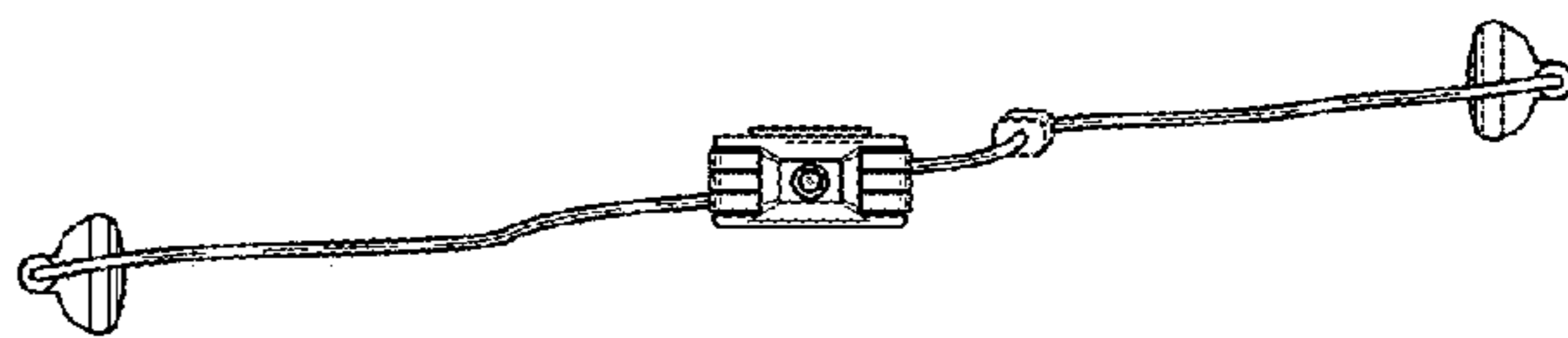


FIG. 7