



US00D677203S

(12) **United States Design Patent**  
**Russell et al.**

(10) **Patent No.:** **US D677,203 S**  
(45) **Date of Patent:** **\*\* Mar. 5, 2013**

- (54) **SQUARE TUBE CAP**
- (75) Inventors: **Jeffrey R. Russell**, Winston-Salem, NC (US); **Dominic W. Benedict**, Jamestown, NC (US)
- (73) Assignee: **Camco Manufacturing, Inc.**, Greensboro, NC (US)
- (\*\*) Term: **14 Years**
- (21) Appl. No.: **29/395,408**
- (22) Filed: **Jan. 13, 2012**
- (51) **LOC (9) Cl.** ..... **12-16**
- (52) **U.S. Cl.** ..... **D12/172; D12/100; D12/400**
- (58) **Field of Classification Search** ..... D12/100, D12/163, 167, 169, 171, 172, 400; D9/434, D9/435, 439, 499; D25/135; D23/387, 209, D23/393; D8/354, 376, 382; D13/156; D24/216; D18/56; 293/102, 114, 119, 142, 149, 150, 293/154, 155; 256/1, 19  
See application file for complete search history.

- D540,669 S \* 4/2007 George et al. .... D9/435
- D547,464 S \* 7/2007 Petta et al. .... D25/135
- D622,591 S \* 8/2010 Biesecker et al. .... D9/435
- D625,989 S \* 10/2010 Mancosh et al. .... D8/382
- D628,047 S \* 11/2010 Craig ..... D8/354
- D634,450 S \* 3/2011 Stover ..... D25/135
- D642,054 S \* 7/2011 Samartgis ..... D9/435
- D655,158 S \* 3/2012 Drozek et al. .... D9/435
- D670,405 S \* 11/2012 Mckenzie ..... D25/135
- 2008/0265229 A1 \* 10/2008 DiMartino ..... 256/1

**OTHER PUBLICATIONS**

- Ref. No. 1, Plugs for Square Standard Tubes, 1 Page, MoCap Website (www.mocap.com), Jan. 12, 2012.
- Ref. No. 2, 2-Pack RV Sewer Hose Bumper Cap, 1 Page, True Value Website (www.truevalue.com), Jan. 12, 2012.
- Ref. No. 3, Bumper Hatch, Set of 2, 1 Page, Camping World Website (www.campingworld.com), Jan. 12, 2012.
- Ref. No. 4, Camco 4"x4"Rubber Bumper Cap-Black, 1 Page, RV Wholesalers Website (www.rvwholesalers.com), Jan. 13, 2012.

\* cited by examiner

*Primary Examiner* — Philip S Hyder  
*Assistant Examiner* — John T Applewhite

(56) **References Cited**

**U.S. PATENT DOCUMENTS**

- 3,899,117 A \* 8/1975 Peyser et al. .... 229/5.5
- 3,986,659 A \* 10/1976 Vajtay ..... 229/125.17
- D281,873 S \* 12/1985 Milton ..... D12/172
- D288,778 S \* 3/1987 Giannuzzi ..... D8/399
- D301,687 S \* 6/1989 Cassidy et al. .... D8/399
- 4,979,843 A 12/1990 Perry
- D319,189 S \* 8/1991 Glick et al. .... D9/435
- D363,657 S \* 10/1995 Kassardjian et al. .... D8/354
- D382,984 S \* 8/1997 Junell ..... D25/135
- 5,829,592 A \* 11/1998 Henry et al. .... 206/416
- D446,771 S \* 8/2001 Bosatelli ..... D13/146
- D451,212 S \* 11/2001 Merrick ..... D25/135
- D451,614 S \* 12/2001 Merrick ..... D25/135
- D460,681 S \* 7/2002 Edwards ..... D8/354
- D465,036 S \* 10/2002 Spruill ..... D25/135
- D481,679 S \* 11/2003 Garver ..... D13/133
- D509,915 S \* 9/2005 Rosian ..... D25/135

(57) **CLAIM**

The ornamental design for a square tube cap, as shown and described.

**DESCRIPTION**

FIG. 1 is a top plan view according to the invention;  
FIG. 2 is a bottom plan view according to the invention;  
FIG. 3 is a front, bottom right perspective view according to the invention;  
FIG. 4 is a back, top right perspective view according to the invention;  
FIG. 5 is a front view according to the invention and the back view being a mirror image thereof; and,  
FIG. 6 is a right view according to the invention and the left view being a mirror image thereof.

**1 Claim, 3 Drawing Sheets**




Fig. 1


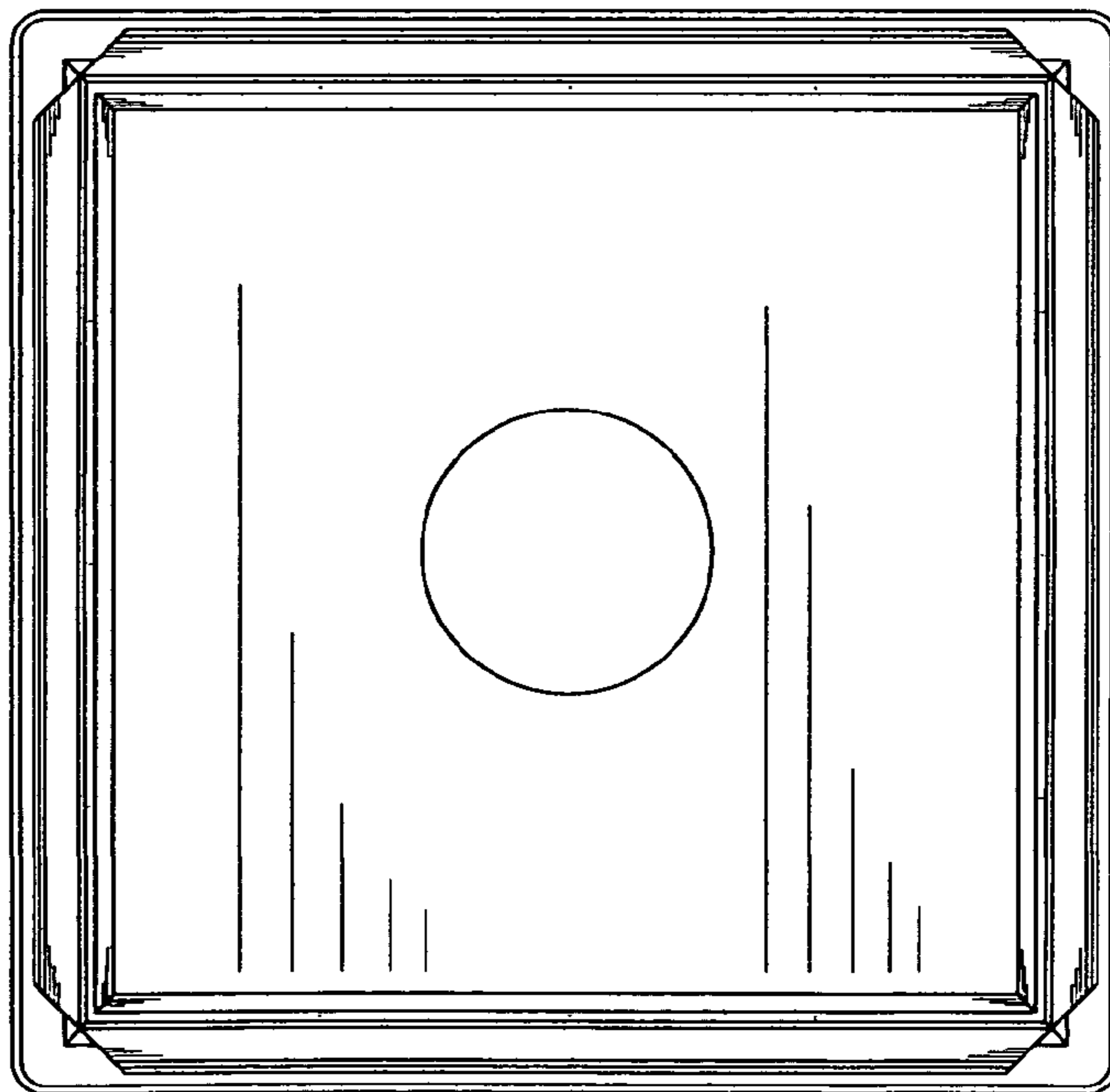


Fig. 2






Fig. 3

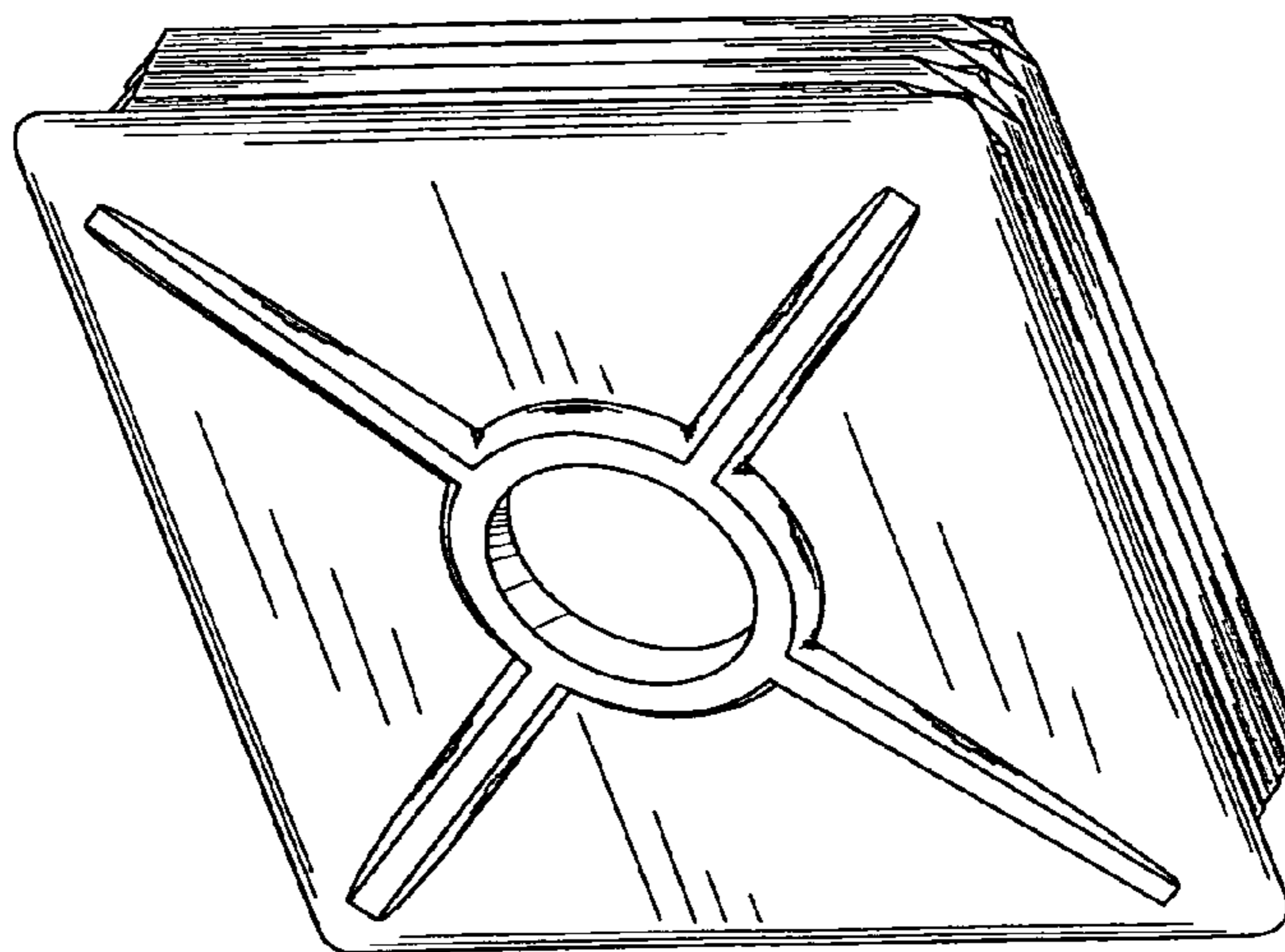


Fig. 4

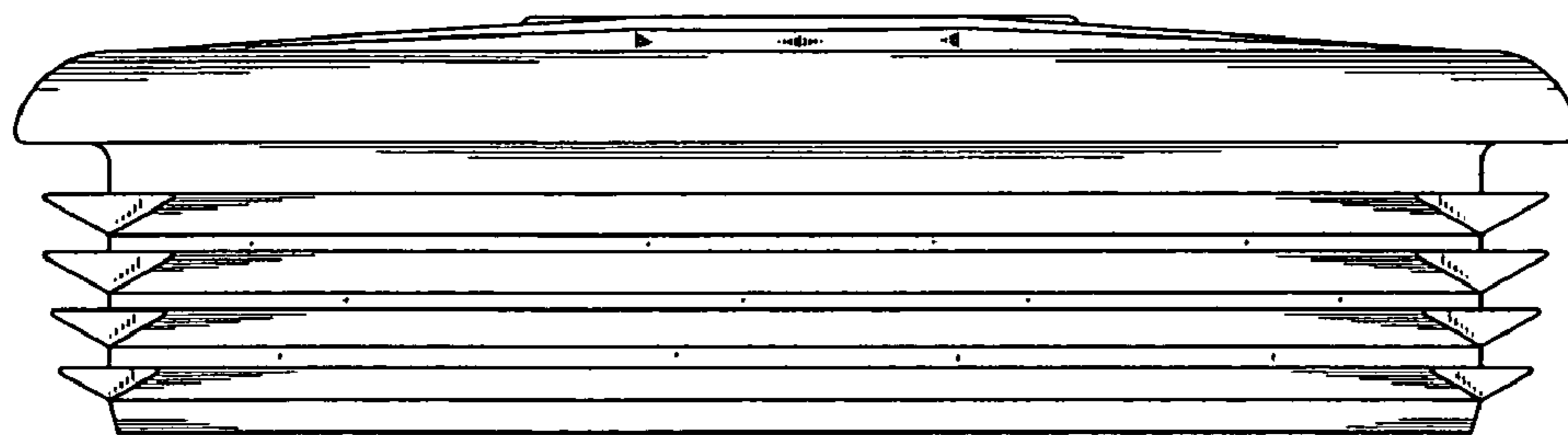


Fig. 5

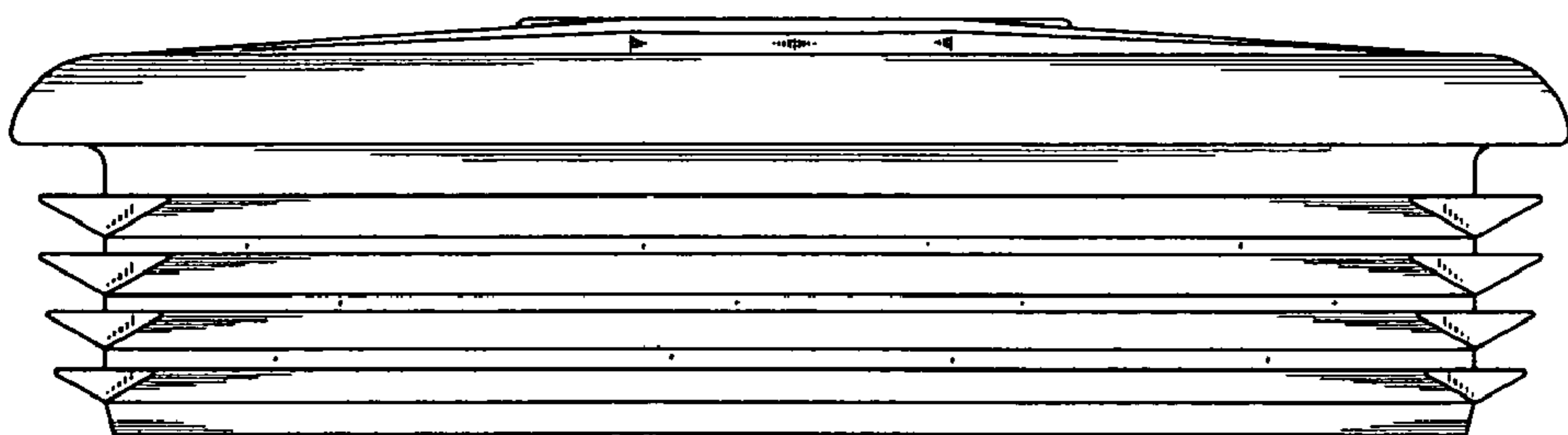


Fig. 6