



US00D677194S

(12) **United States Design Patent**  
**Marovic et al.**

(10) **Patent No.:** **US D677,194 S**  
(45) **Date of Patent:** **\*\* Mar. 5, 2013**

(54) **HAND TOOL SLEEVE WITH SYMBOL**

(75) Inventors: **Filip Marovic**, Wuppertal (DE); **Jan Schleiminger**, Solingen (DE)

(73) Assignee: **KNIPEX-Werk C. Gustav Putsch KG**, Wuppertal (DE)

(\*\*) Term: **14 Years**

(21) Appl. No.: **29/349,284**

(22) Filed: **Mar. 22, 2010**

(30) **Foreign Application Priority Data**

Sep. 24, 2009 (DE) ..... 40 2009 004 660

(51) **LOC (9) Cl.** ..... **11-03**

(52) **U.S. Cl.** ..... **D11/95**; D8/107

(58) **Field of Classification Search** ..... D11/203,  
D11/229, 95–116, 165–178; D8/107, 14,  
D8/45; D2/717; D7/396.4, 642, 649; D4/122;  
D12/114; D20/11, 22–28; D29/122; D21/753;  
D18/27; D9/667; 235/60.18; 2/246; 33/653  
See application file for complete search history.

(56) **References Cited**

**U.S. PATENT DOCUMENTS**

D277,113 S *	1/1985	Gordon	.....	D20/11
D277,114 S *	1/1985	Gordon	.....	D20/11
D297,179 S *	8/1988	Seehaus et al.	.....	D29/122
D372,286 S *	7/1996	Fortini	.....	D20/28
D403,946 S *	1/1999	Shih	.....	D8/107
D443,193 S *	6/2001	Chen	.....	D8/83
D446,104 S *	8/2001	Chen	.....	D8/107
D446,105 S *	8/2001	Hsiao	.....	D8/83
D446,437 S *	8/2001	Chen	.....	D8/107
D451,536 S *	12/2001	Cornille	.....	D18/27
D457,003 S *	5/2002	Newman et al.	.....	D4/122
D463,242 S *	9/2002	Chen	.....	D8/107
D463,244 S *	9/2002	Chen	.....	D8/107
D465,389 S *	11/2002	Norton	.....	D8/14
D465,397 S *	11/2002	Chen	.....	D8/107
D483,244 S *	12/2003	Chen	.....	D8/45
D483,608 S *	12/2003	Batson et al.	.....	D7/396.4
D483,642 S *	12/2003	Lin	.....	D8/303
D486,046 S *	2/2004	Norton	.....	D8/14
D487,387 S *	3/2004	Chen	.....	D8/107

D493,023 S *	7/2004	Thompson	.....	D2/717
D500,807 S *	1/2005	Noell et al.	.....	D20/27
D515,905 S *	2/2006	Chen	.....	D8/107
D528,397 S *	9/2006	Hu	.....	D8/107
D528,897 S *	9/2006	Wang	.....	D8/107
D534,782 S *	1/2007	Hu	.....	D8/107
D545,168 S *	6/2007	Rudder	.....	D8/107
D551,053 S *	9/2007	Bruno et al.	.....	D8/107
D551,597 S *	9/2007	Watanabe et al.	.....	D12/114
D554,438 S *	11/2007	Ono	.....	D7/649
D599,172 S *	9/2009	Wang et al.	.....	D7/642
D599,626 S *	9/2009	Wang et al.	.....	D7/642
D599,642 S *	9/2009	Su	.....	D8/107
D600,091 S *	9/2009	Liu	.....	D8/107
D608,177 S *	1/2010	Perlman	.....	D8/107
D608,178 S *	1/2010	Shu	.....	D8/107
D612,702 S *	3/2010	Perlman	.....	D8/107
D632,057 S *	2/2011	Hoffman et al.	.....	D2/717

**OTHER PUBLICATIONS**

IEC 2823/03: Figure 1—Symbol IEC-60417-5216 (DB: 2002-10)—Suitable for live working; double triangle, and voltage indication, 2004.

Isolierte Werkzeuge, KNIPEX isolierte Werkzeuge—Stück für Stück sicherheitsgeprüft, IEC 60900 (DIN EN 60900), 2005.

\* cited by examiner

*Primary Examiner* — T. Chase Nelson

*Assistant Examiner* — Mark Cavanna

(74) *Attorney, Agent, or Firm* — Collard & Roe, P.C.

(57) **CLAIM**

The ornamental design for hand tool sleeve with symbol, as shown and described.


**DESCRIPTION**

FIG. 1 is an enlarged, partial front view of a hand tool sleeve with symbol showing our new design;  
FIG. 2 is a front view of a hand tool sleeve with symbol;  
FIG. 3 is a side view thereof;  
FIG. 4 is a rear view thereof;  
FIG. 5 is an opposite side view thereof;  
FIG. 6 is a bottom view thereof;  
FIG. 7 is a top view thereof; and,  
FIG. 8 is a front, side and bottom perspective view thereof.  
The broken lines depict portions of the hand tool sleeve with symbol that form no part of the claimed design.


**1 Claim, 3 Drawing Sheets**



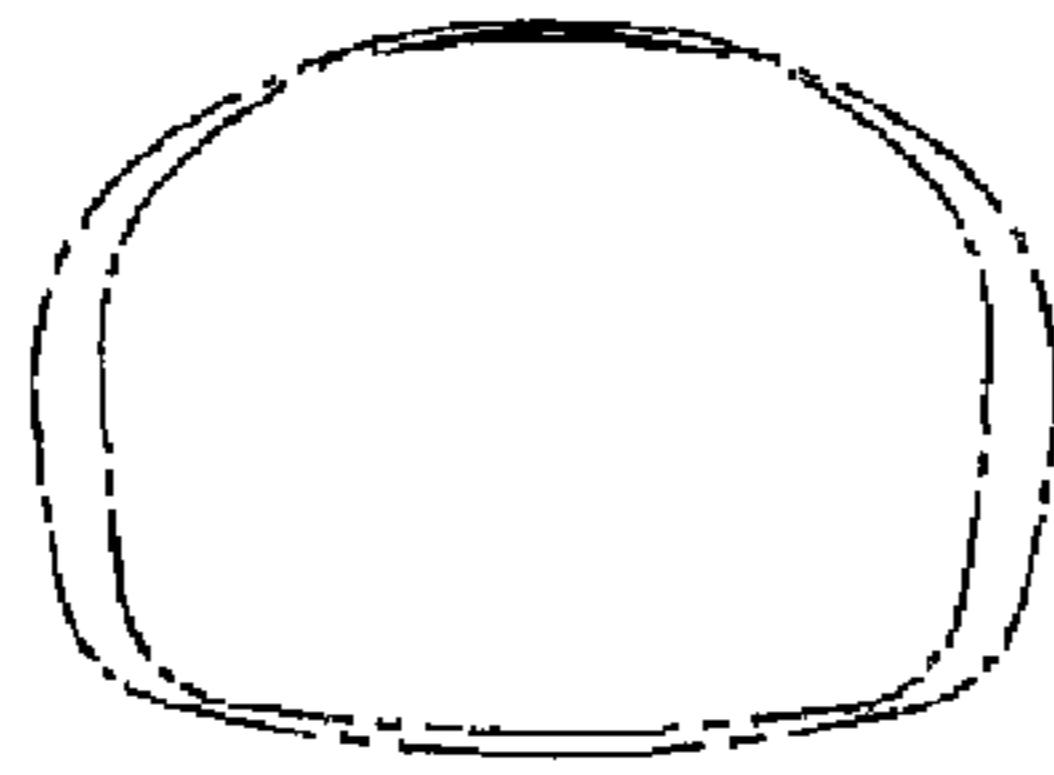
***Fig. 1***



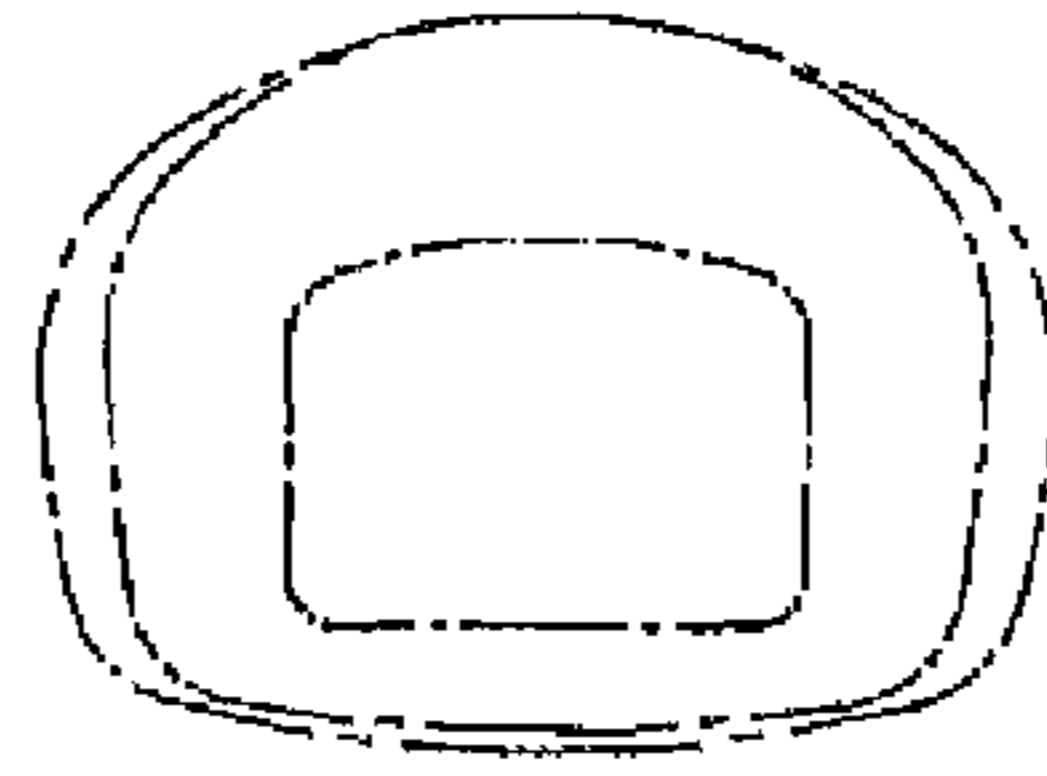
***Fig. 2***   ***Fig. 3***   ***Fig. 4***   ***Fig. 5***



***Fig. 6***



***Fig. 7***



***Fig. 8***

