

US00D677192S

(12) **United States Design Patent**
Papadimitriou

(10) **Patent No.:** **US D677,192 S**
(45) **Date of Patent:** **** Mar. 5, 2013**

- (54) **JEWELRY ARTICLE**
 - (75) Inventor: **Costantino Papadimitriou**, Milan (IT)
 - (73) Assignee: **De Beers Centenary AG**, Lucerne (CH)
 - (**) Term: **14 Years**
 - (21) Appl. No.: **29/420,735**
 - (22) Filed: **May 11, 2012**
 - (51) **LOC (9) Cl.** **11-01**
 - (52) **U.S. Cl.** **D11/16; D11/91**
 - (58) **Field of Classification Search** D11/1-35,
D11/91, 92; 63/26-28, 15, 15.1-15.4, 15.45,
63/15.5, 15.6, 15.65
- See application file for complete search history.

(56) **References Cited**

U.S. PATENT DOCUMENTS

1,189,497	A *	7/1916	Schwartzman	59/80
D62,592	S *	6/1923	Segman	D11/4
D68,149	S *	9/1925	Lindeberg	D11/38
D152,253	S *	1/1949	Gaertner	D11/7
D257,017	S *	9/1980	Barr	D11/16
D323,633	S	2/1992	Mastoloni		
D358,562	S	5/1995	Bulgari		
D418,446	S *	1/2000	Chia et al.	D11/93
D508,866	S	8/2005	Shin		
D513,712	S	1/2006	Koren		
D520,397	S *	5/2006	Rives	D11/34
D542,692	S *	5/2007	Sabet	D11/34
D542,693	S	5/2007	Sabet		
D546,235	S *	7/2007	Sabet	D11/91
D567,706	S *	4/2008	Doutourian	D11/91
D589,839	S *	4/2009	Dostourian	D11/34
D602,807	S *	10/2009	Colombani et al.	D11/92
D624,842	S *	10/2010	Marks	D11/26
D628,113	S *	11/2010	Papadimitriou	D11/40
D634,667	S *	3/2011	Papadimitriou	D11/79
D635,479	S *	4/2011	Papadimitriou	D11/34
D639,692	S *	6/2011	Papadimitriou	D11/40
D639,693	S *	6/2011	Papadimitriou	D11/40

OTHER PUBLICATIONS

Online. <http://www.itshot.com/diamond-jewelry-watches-blog/wp-content/uploads/2010/10/diamond-tennis-bracelets-300x300.jpg>. Accessed Sep. 27, 2012.*

Online. <http://ak1.ostkcdn.com/images/products/72/947/P13269831.jpg>. Accessed Sep. 27, 2012.*
Jewellery, issued Sep. 29, 2011, owned by WB The Creative Jewellery Group Limited of Birmingham, West Midlands.

* cited by examiner

Primary Examiner — Cathron Brooks
Assistant Examiner — Melanie Pellegrini

(74) *Attorney, Agent, or Firm* — SNR Denton US LLP; Brian R. McGinley

(57) **CLAIM**

The ornamental design for a jewelry article, as shown and described.

DESCRIPTION

FIG. 1 is a top view of a jewelry article illustrating the new design;

FIG. 2 is a bottom view of the jewelry article illustrated in FIG. 1;

FIG. 3 is a left side elevational view of the jewelry article illustrated in FIG. 1;

FIG. 4 is a right side elevational view of the jewelry article illustrated in FIG. 1;

FIG. 5 is a front view of the jewelry article shown in FIG. 1;

FIG. 6 is a rear view of the jewelry article illustrated in FIG. 1;

FIG. 7 is a perspective view of the jewelry article illustrated in FIG. 1;

FIG. 8 is a top view of a third embodiment of the jewelry article;

FIG. 9 is a bottom view of the jewelry article illustrated in FIG. 8;

FIG. 10 is a left side elevational view of the jewelry article illustrated in FIG. 8;

FIG. 11 is a right side elevational view of the jewelry article illustrated in FIG. 8;

FIG. 12 is a front view of the jewelry article shown in FIG. 8;

FIG. 13 is a rear view of the jewelry article illustrated in FIG. 8; and,

FIG. 14 is a perspective view of the jewelry article illustrated in FIG. 8.

1 Claim, 10 Drawing Sheets



FIG. 1



FIG. 2



FIG. 3



FIG. 4



FIG. 5




FIG. 6




FIG. 7

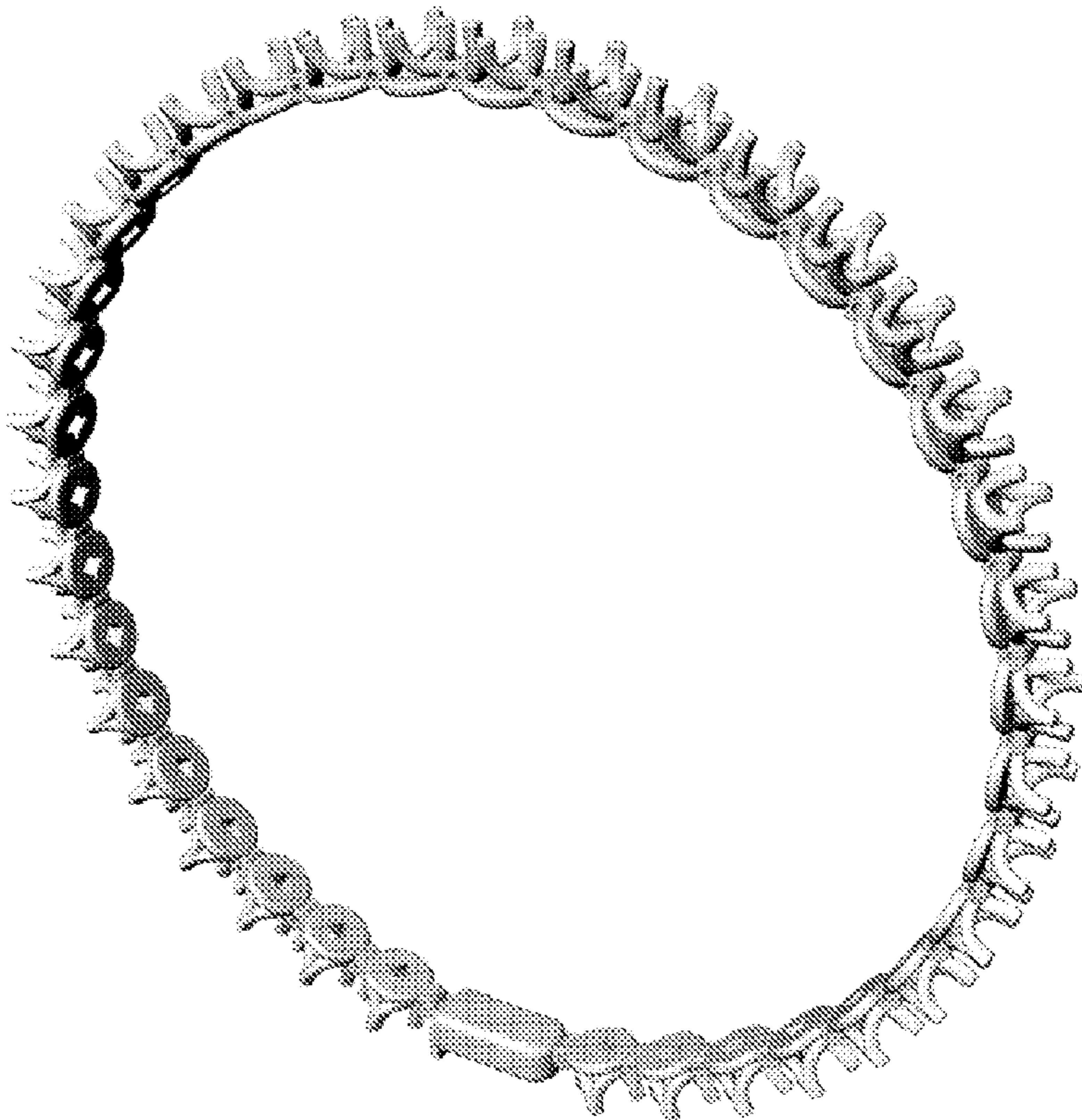




FIG. 8



FIG. 9



FIG. 10



FIG. 11

FIG. 12



FIG. 13






FIG. 14