



US00D677173S

(12) **United States Design Patent**
D'Hollander

(10) **Patent No.:** **US D677,173 S**
(45) **Date of Patent:** **** Mar. 5, 2013**

(54) **CONTAINER**

(75) Inventor: **Frank D'Hollander**, Antwerp (BE)

(73) Assignee: **Frank D'Hollander**, Antwerp (BE)

(**) Term: **14 Years**

(21) Appl. No.: **29/411,547**

(22) Filed: **Jan. 23, 2012**

(51) **LOC (9) Cl.** **09-03**

(52) **U.S. Cl.** **D9/715**

(58) **Field of Classification Search** D9/414,
D9/428, 504, 519, 668, 715, 730; D11/128,
D11/145, 131, 133, 157, 158, 160; D30/101,
D30/104, 106, 108, 117; D7/354, 629, 702,
D7/730

See application file for complete search history.

(56) **References Cited**

U.S. PATENT DOCUMENTS

D178,165 S *	6/1956	West	D11/131
D184,113 S *	12/1958	Reilly	D3/271.2
D264,695 S *	6/1982	Mackes	D11/145
D344,660 S *	3/1994	Krupa	D7/629
D374,680 S *	10/1996	Yang et al.	D16/133
D498,894 S *	11/2004	Gould	D99/27
D517,855 S *	3/2006	Krasne	D7/354
D522,118 S *	5/2006	Miro	D23/366
D557,615 S *	12/2007	Kroupa	D9/730
D560,488 S *	1/2008	Rust et al.	D9/414
D565,458 S	4/2008	Jordan		
D584,898 S	1/2009	Chang		
D621,495 S *	8/2010	Li	D23/366
D629,306 S *	12/2010	Staton et al.	D9/668
D629,714 S	12/2010	Sicurelli		

OTHER PUBLICATIONS

Global Shakeup, "Spam Museum Snow Globe", www.snowdomes.com, Sep. 27, 2012, p. 1, published 1991.

NYC Web Store, "I Love NY Snow Globes", www.nycwebstore.com, Oct. 9, 2012, p. 1, published 2011.

Etsy, Inc., "Collection of Vintage Snow Globes Plastic Christmas Snow", www.etsy.com, Oct. 9, 2012, p. 1, published 2012.

Promo Industrial Co., "Snow Globe W/ Insert for Gift Card", www.oempronno.com, Oct. 2, 2012, p. 1, published 2007.

* cited by examiner

Primary Examiner — Stella Reid

Assistant Examiner — Lauren Calve

(74) *Attorney, Agent, or Firm* — Banner & Witcoff, Ltd.

(57) **CLAIM**

The ornamental design for a container, as shown and described.

DESCRIPTION

FIG. 1 is a top, front, right perspective view of a container showing my new design;

FIG. 2 is a top, front, right perspective view of FIG. 1 in an alternate position;

FIG. 3 is a front view thereof;


FIG. 4 is a rear view thereof;

FIG. 5 is a left side view thereof, wherein the right side is a mirror image of FIG. 5; and,

FIG. 6 is a top view thereof.

The broken lines immediately adjacent to the shaded area represent unclaimed boundaries of the design. The broken lines showing the remainder of the container are for environmental purposes only and form no part of the claimed design.

1 Claim, 6 Drawing Sheets






FIG. 1

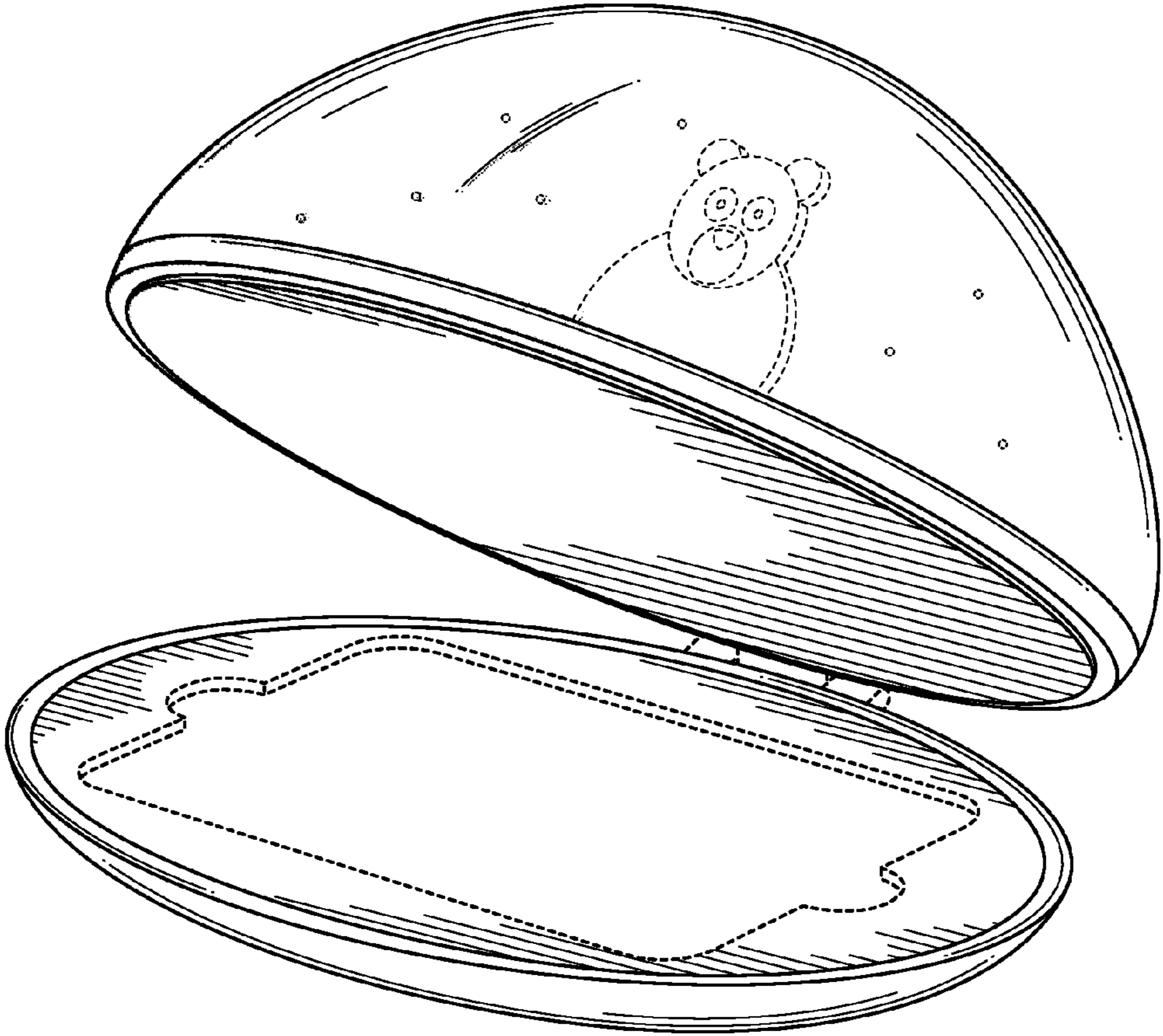


FIG. 2




FIG. 3

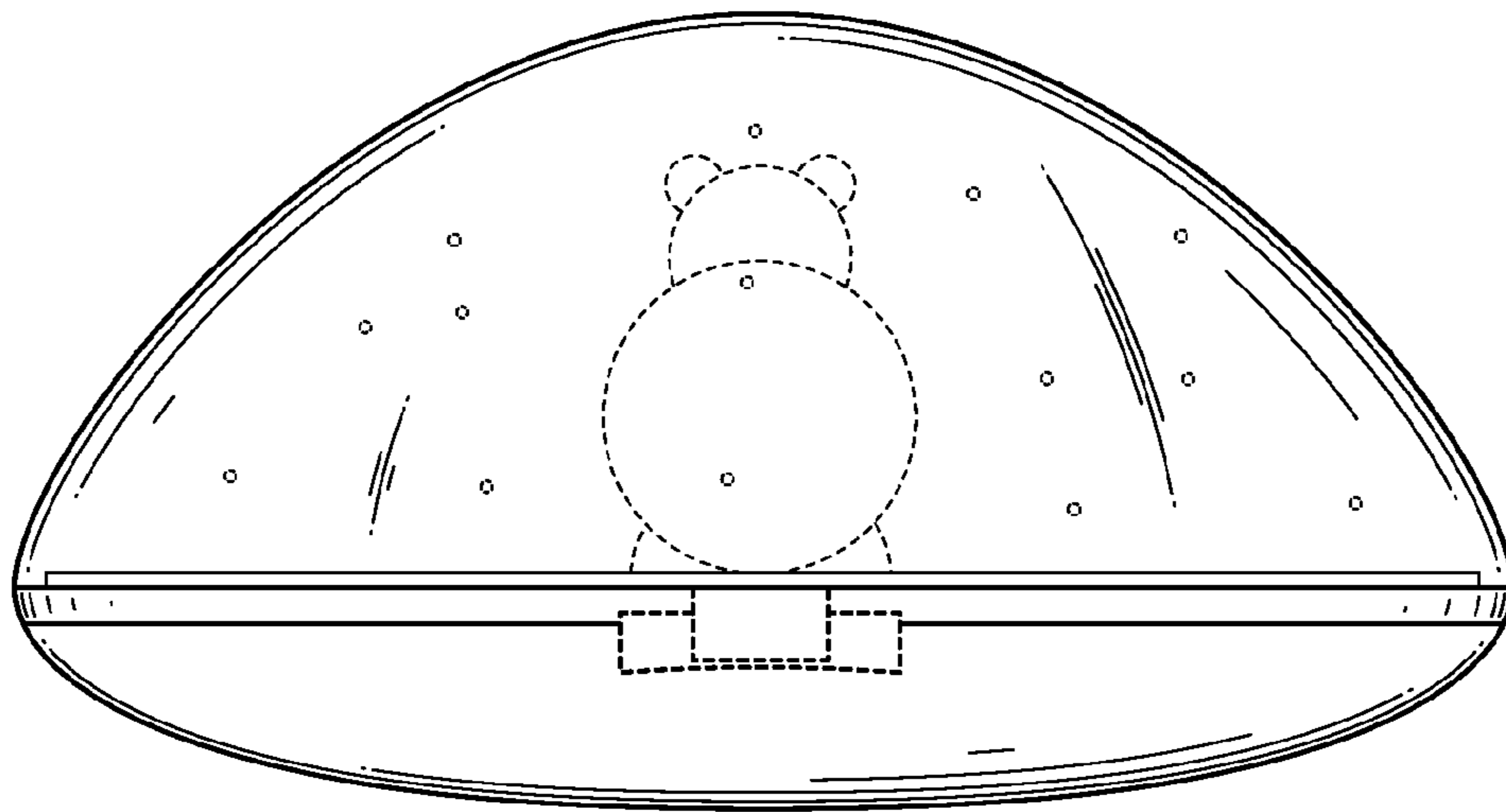


FIG. 4

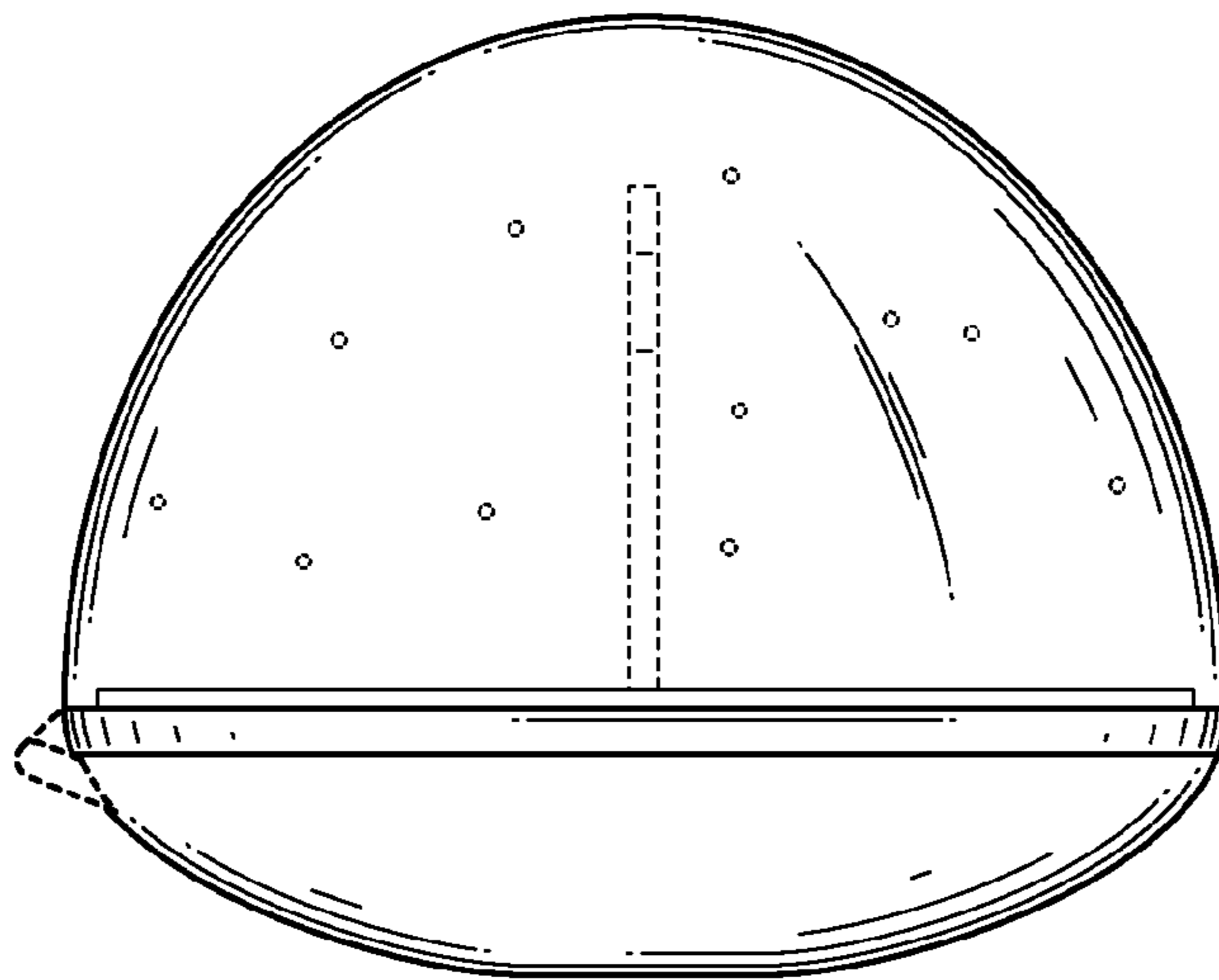


FIG. 5

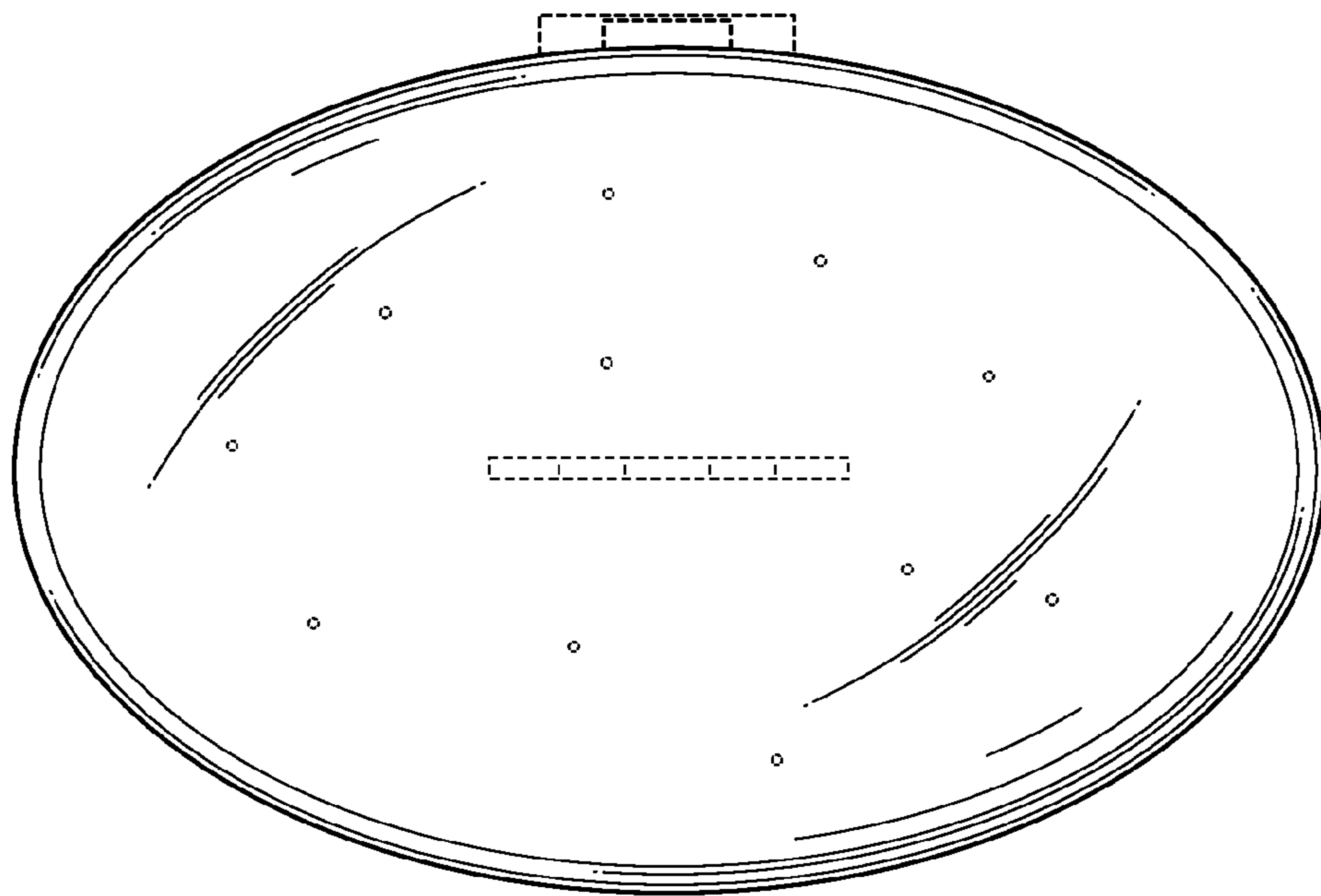


FIG. 6