



US00D677172S

(12) **United States Design Patent**
D'Hollander

(10) **Patent No.:** **US D677,172 S**
(45) **Date of Patent:** **** Mar. 5, 2013**

(54) **CONTAINER**

(75) Inventor: **Frank D'Hollander**, Antwerp (BE)

(73) Assignee: **Frank D'Hollander**, Antwerp (BE)

(**) Term: **14 Years**

(21) Appl. No.: **29/411,546**

(22) Filed: **Jan. 23, 2012**

(51) **LOC (9) Cl.** **09-03**

(52) **U.S. Cl.** **D9/715**

(58) **Field of Classification Search** D9/414,
D9/428, 504, 519, 668, 715, 730; D11/128,
D11/145, 131, 133, 157, 158, 160; D30/101,
D30/104, 106, 108, 117; D7/354, 629, 702,
D7/730

See application file for complete search history.

(56) **References Cited**

U.S. PATENT DOCUMENTS

660,782	A *	10/1900	Strumpell	434/297
D237,431	S *	11/1975	Dean	D6/472
4,215,649	A *	8/1980	Vorbeck	119/419
RE30,531	E *	3/1981	Spector	47/69
D335,003	S *	4/1993	O'Connell	D30/108
D349,976	S *	8/1994	Connell	D28/76
D351,686	S *	10/1994	O'Dell	D30/106
D385,919	S *	11/1997	Tomsen	D19/60
D393,016	S *	3/1998	Young	D21/398
6,516,556	B1 *	2/2003	Rigler	43/57.1
D473,486	S *	4/2003	Gravois	D11/157
D528,465	S *	9/2006	Quarters	D11/157
D565,458	S	4/2008	Jordan		
D584,898	S	1/2009	Chang		
D596,527	S *	7/2009	Kertz	D11/145
D609,606	S *	2/2010	Hsu	D11/158
D624,454	S *	9/2010	Kertz	D11/145
D629,714	S *	12/2010	Sicarelli	D11/128
2003/0215584	A1 *	11/2003	Tsai	428/13

OTHER PUBLICATIONS

Global Shakeup, "Spam Museum Snow Globe", www.snowdomes.com, Sep. 27, 2012, p. 1, published 1991.

NYC Web Store, "I Love NY Snow Globes", www.nycwebstore.com, Oct. 9, 2012, p. 1, published 2011.

Etsy, Inc., "Collection of Vintage Snow Globes Plastic Christmas Snow", www.etsy.com, Oct. 9, 2012, p. 1, published 2012.

Promo Industrial Co., "Snow Globe W/ Insert for Gift Card", www.oempromo.com, Oct. 2, 2012, p. 1, published 2007.

* cited by examiner

Primary Examiner — Stella Reid

Assistant Examiner — Lauren Calve

(74) *Attorney, Agent, or Firm* — Banner & Witcoff, Ltd.

(57) **CLAIM**

The ornamental design for a container, as shown and described.

DESCRIPTION

FIG. 1 is a top, front, right perspective view of a container showing my new design;

FIG. 2 is a top, front, right perspective view of FIG. 1 in an alternate position;

FIG. 3 is a front view thereof;


FIG. 4 is a rear view thereof;

FIG. 5 is a left side view thereof, wherein the right side is an identical image of FIG. 5; and,

FIG. 6 is a top view thereof.

The broken lines immediately adjacent to the shaded area represent unclaimed boundaries of the design. The broken lines showing the remainder of the container are for environmental purposes only and form no part of the claimed design.

1 Claim, 6 Drawing Sheets






FIG. 1




FIG. 2

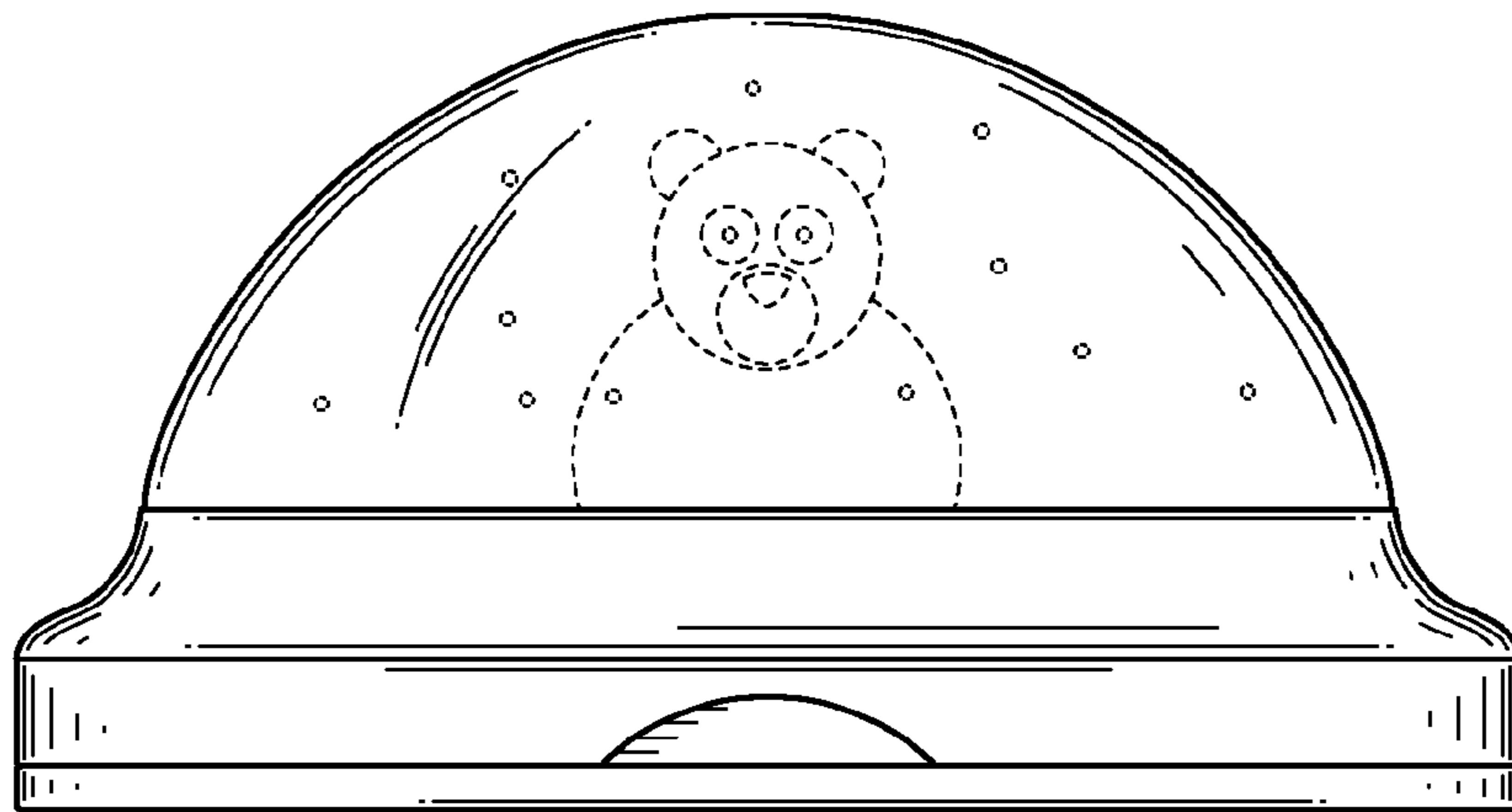


FIG. 3

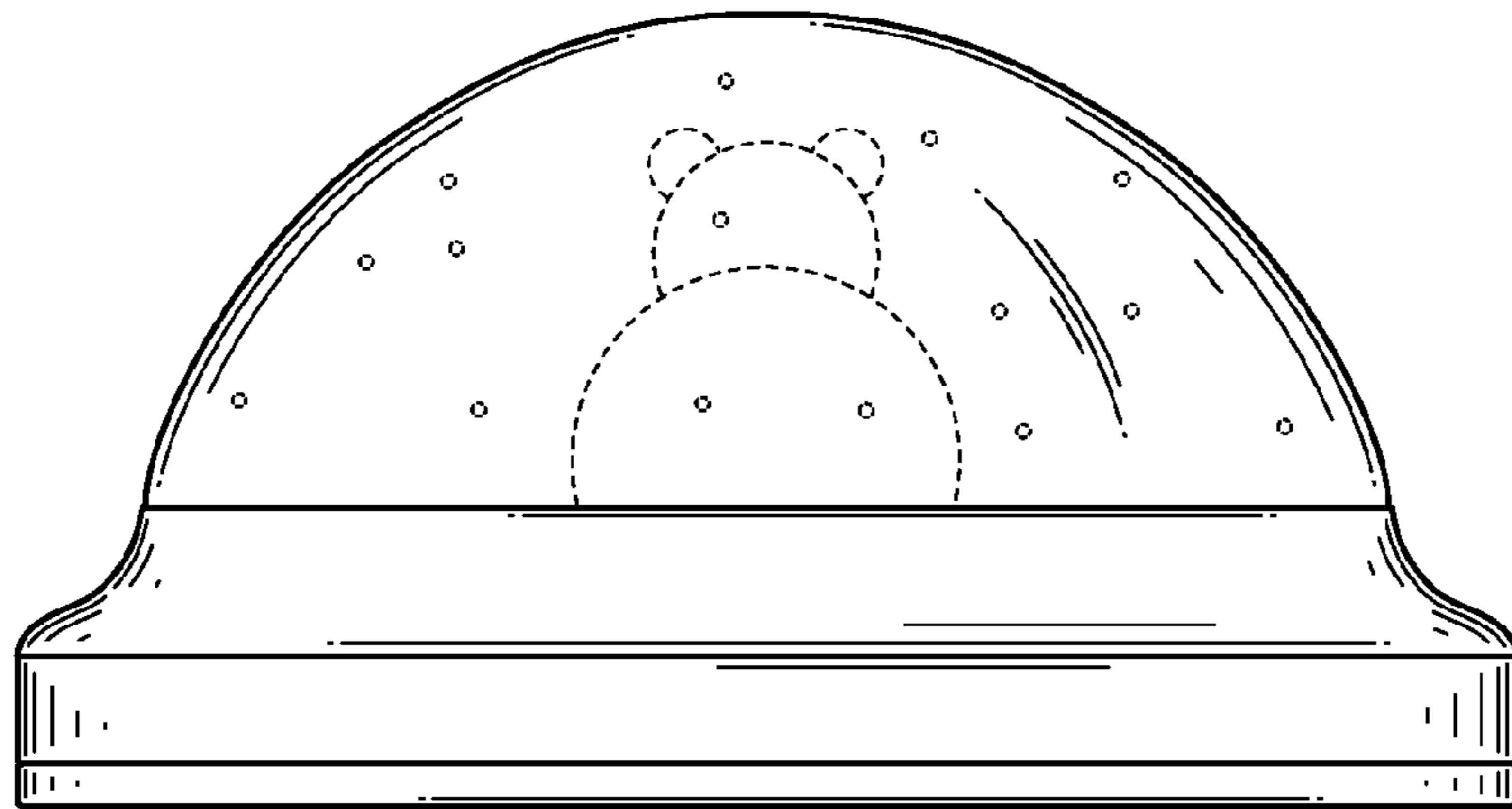


FIG. 4

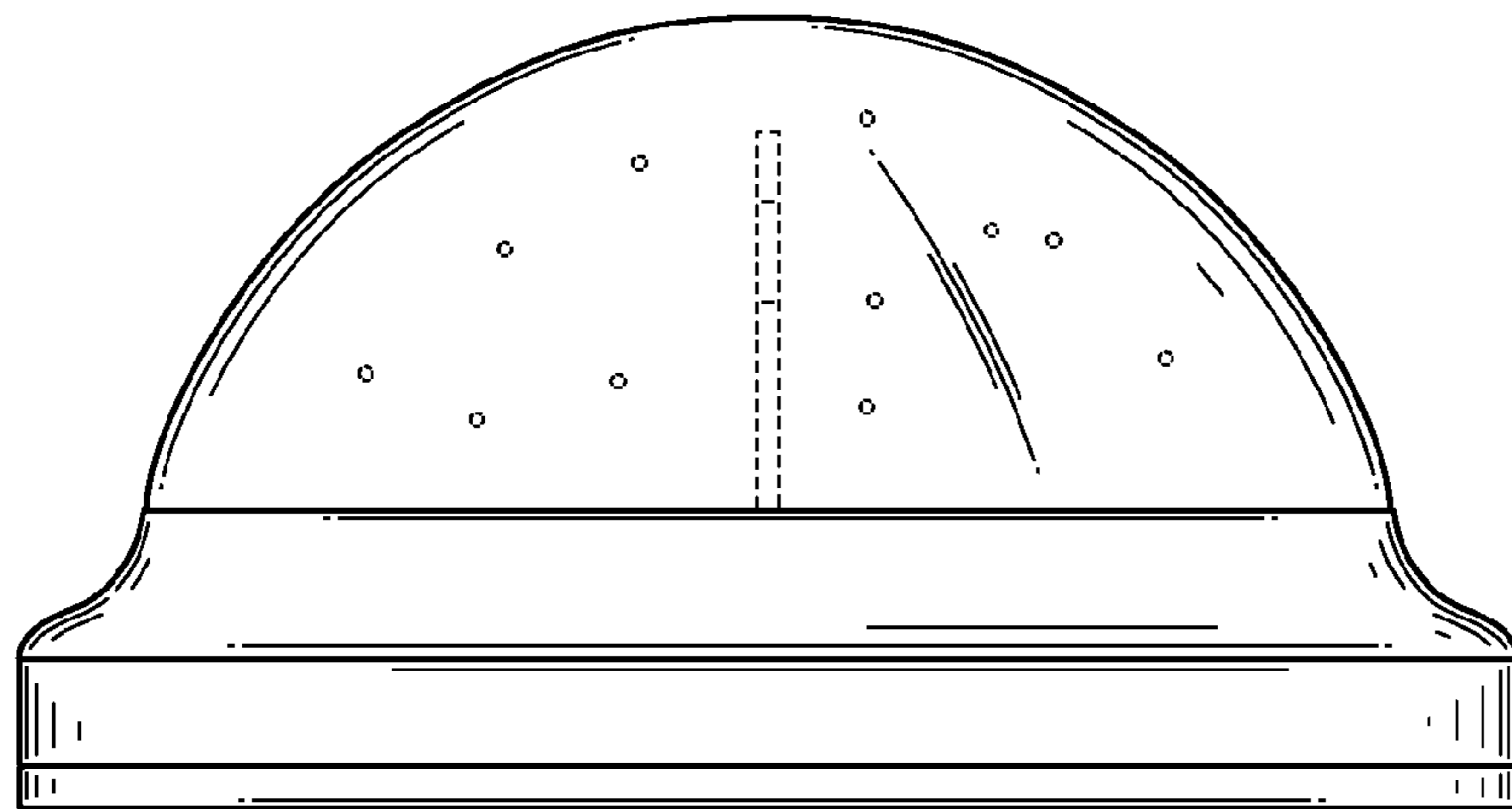


FIG. 5

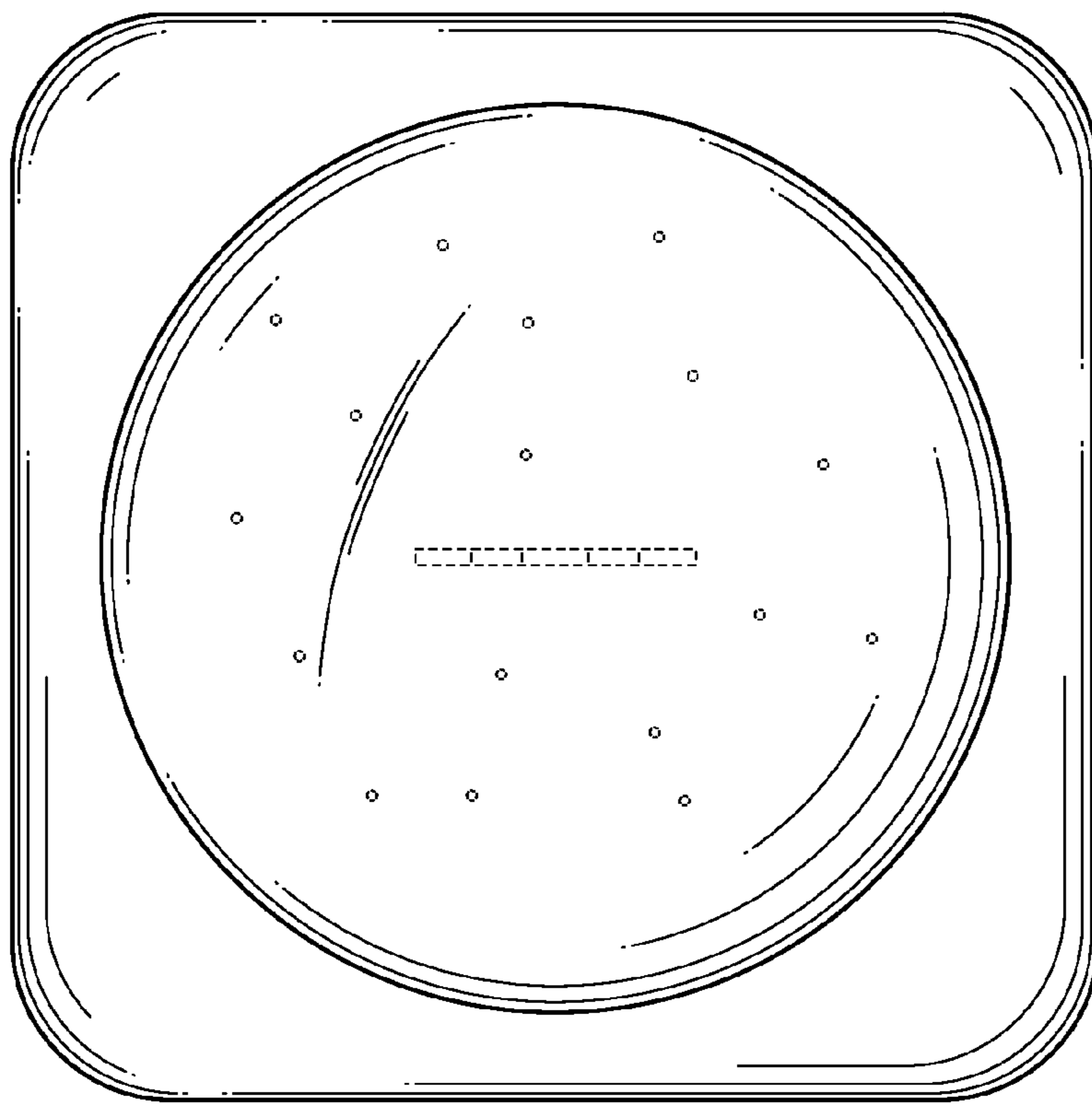


FIG. 6