



US00D677126S

(12) **United States Design Patent**  
**Montgomery**

(10) **Patent No.:** **US D677,126 S**  
(45) **Date of Patent:** **\*\* Mar. 5, 2013**

(54) **BOWL WITH UTENSIL RETENTION FEATURE**

(75) Inventor: **Seana L. Montgomery**, McKinney, TX (US)

(73) Assignee: **Seana L. Montgomery**, McKinney, TX (US)

(\*\*) Term: **14 Years**

(21) Appl. No.: **29/428,232**

(22) Filed: **Jul. 27, 2012**

**Related U.S. Application Data**

(62) Division of application No. 29/369,663, filed on Sep. 10, 2010, now Pat. No. Des. 666,458.

(51) **LOC (9) Cl.** ..... **07-01**

(52) **U.S. Cl.** ..... **D7/586; D7/213**

(58) **Field of Classification Search** ..... 220/574.3, 220/576, 755, 769, 912, 573.1, 574; D7/586, D7/500, 361, 354, 323, 402, 412, 543, 545, D7/587, 303, 360, 691; 99/422, 425, 445; 219/620, 621, 725, 726, 727, 728, 729, 730; D10/46.2; 228/174; D28/38

See application file for complete search history.

(56) **References Cited**

**U.S. PATENT DOCUMENTS**

D25,316 S *	3/1896	Dobson	.....	D28/38
785,116 A *	3/1905	Perry	.....	277/649
D109,508 S	5/1938	Wood		
D113,856 S	3/1939	Smith		
D167,942 S *	10/1952	Jones	.....	D6/613
2,655,016 A	10/1953	Hudson		
3,033,945 A *	5/1962	Villchur	.....	381/413
D245,384 S *	8/1977	Ashton	.....	D7/624.1
D270,887 S	10/1983	Allgeyer et al.		
D275,925 S *	10/1984	Bowen et al.	.....	D7/357
D286,399 S *	10/1986	Willy	.....	D14/222
4,834,328 A *	5/1989	Hall	.....	248/37.3
4,921,447 A *	5/1990	Capp et al.	.....	439/585
4,940,199 A *	7/1990	Hall	.....	248/37.3
D369,727 S *	5/1996	Ancona	.....	D7/691

D391,118 S	2/1998	Jørgensen		
D405,656 S *	2/1999	Davis et al.	.....	D7/637
D440,501 S *	4/2001	Dorion et al.	.....	D10/46.2
D443,181 S	6/2001	Miller		
6,331,123 B1 *	12/2001	Rodrigues	.....	439/584
D455,599 S *	4/2002	Cheng	.....	D7/354
D473,752 S *	4/2003	Kerr	.....	D7/505
6,604,714 B1 *	8/2003	Hall	.....	248/37.3
D482,575 S	11/2003	Mountain		
D492,538 S *	7/2004	Cheng	.....	D7/357
D509,994 S	9/2005	Hadland		
6,990,893 B2 *	1/2006	Cheng	.....	99/422
D546,117 S *	7/2007	Orr	.....	D7/357
D560,434 S	1/2008	Feil		
D564,302 S	3/2008	Freeman		
D565,357 S *	4/2008	Chan	.....	D7/586
D593,807 S	6/2009	Kong		
D600,497 S *	9/2009	Ek	.....	D7/361
D603,211 S *	11/2009	Ek	.....	D7/354
D617,609 S *	6/2010	Thomas	.....	D7/601
D617,610 S *	6/2010	Thomas	.....	D7/601
D627,198 S	11/2010	Hull et al.		
D630,891 S	1/2011	Thonis		
D639,115 S	6/2011	Stewart et al.		
D650,005 S *	12/2011	Perks	.....	D17/99
D650,006 S *	12/2011	Perks	.....	D17/99
D656,792 S	4/2012	Sink et al.		
8,167,129 B2 *	5/2012	Hatcher	.....	206/565
8,172,612 B2 *	5/2012	Bence et al.	.....	439/578
8,192,237 B2 *	6/2012	Purdy et al.	.....	439/792
2009/0241347 A1	10/2009	Weaver		
2009/0321455 A1 *	12/2009	Fernandez et al.	.....	220/574

**OTHER PUBLICATIONS**

U.S. Appl. No. 13/490,364, filed Jun. 6, 2012, entitled "Bowl with Utensil Holder", inventor Seana L. Montgomery.

\* cited by examiner

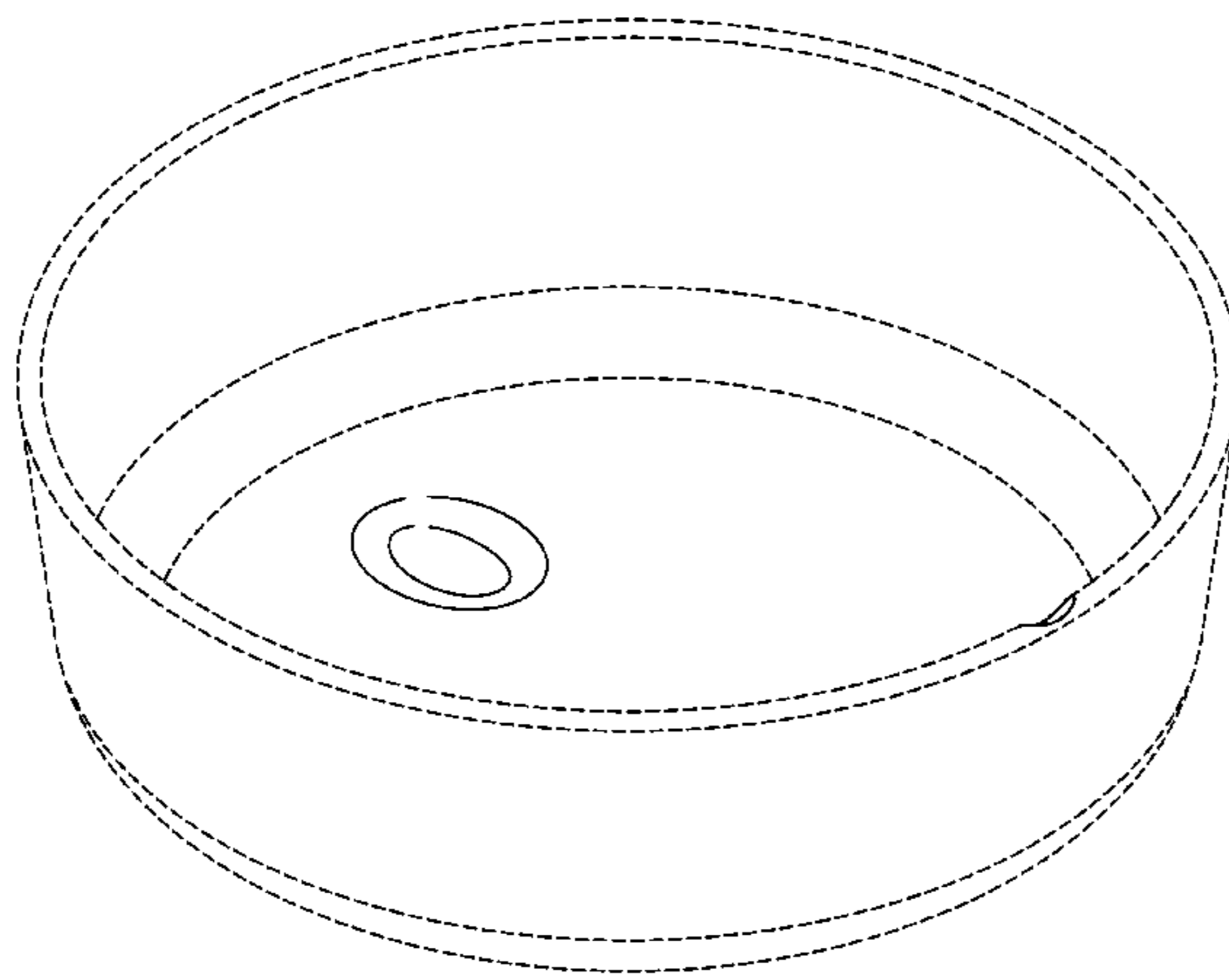
*Primary Examiner* — Cynthia Underwood  
(74) *Attorney, Agent, or Firm* — Patent Capital Group

(57) **CLAIM**

The ornamental design for a bowl with a utensil retention feature, as shown and described.

**DESCRIPTION**

This Design Application is also related to co-pending U.S. Design patent application Ser. No. 29/428,184, filed on Jul. 27, 2012, entitled Bowl with Utensil Retention Feature;



U.S. Design patent application Ser. No. 29/428,185 filed on Jul. 27, 2012, entitled Bowl with Utensil Retention Feature;  
U.S. Design patent application Ser. No. 29/428,187 filed on Jul. 27, 2012, entitled Bowl with Utensil Retention Feature;  
U.S. Design patent application Ser. No. 29/428,189 filed on Jul. 27, 2012, entitled Bowl with Utensil Retention Feature;  
U.S. Design patent application Ser. No. 29/428,215 filed on Jul. 27, 2012, entitled Bowl with Utensil Retention Feature;  
U.S. Design patent application Ser. No. 29/428,221 filed on Jul. 27, 2012, entitled Bowl with Utensil Retention Feature;  
U.S. Design patent application Ser. No. 29/428,222 filed on Jul. 27, 2012, entitled Bowl with Utensil Retention Feature;  
U.S. Design patent application Ser. No. 29/428,225 filed on Jul. 27, 2012, entitled Bowl with Utensil Retention Feature;  
U.S. Design patent application Ser. No. 29/428,232, filed on Jul. 27, 2012, entitled Bowl with Utensil Retention Feature;  
U.S. Design patent application Ser. No. 29/428,240 filed on Jul. 27, 2012, entitled Bowl with Utensil Retention Feature;  
U.S. Design patent application Ser. No. 29/428,244 filed on Jul. 27, 2012, entitled Bowl with Utensil Retention Feature;  
U.S. Design patent application Ser. No. 29/428,248 filed on Jul. 27, 2012, entitled Bowl with Utensil Retention Feature;

U.S. Design patent application Ser. No. 29/428,253 filed on Jul. 27, 2012, entitled Bowl with Utensil Retention Feature;  
U.S. Design patent application Ser. No. 29/428,256 filed on Jul. 27, 2012, entitled Bowl with Utensil Retention Feature;  
U.S. Design patent application Ser. No. 29/428,261 filed on Jul. 27, 2012, entitled Bowl with Utensil Retention Feature;  
U.S. Design patent application Ser. No. 29/428,270 filed on Jul. 27, 2012, entitled Bowl with Utensil Retention Feature;  
U.S. Design patent application Ser. No. 29/428,276 filed on Jul. 27, 2012, entitled Bowl with Utensil Retention Feature;  
U.S. Design patent application Ser. No. 29/428,279 filed on Jul. 27, 2012, entitled Bowl with Utensil Retention Feature.  
FIG. 1 is a top perspective view of a bowl with a utensil retention feature;  
FIG. 2 is a front view of FIG. 1;  
FIG. 3 is a back view of FIG. 1;  
FIG. 4 is a side view of FIG. 1  
FIG. 5 is another side view of FIG. 1;  
FIG. 6 is a top view of FIG. 1; and,  
FIG. 7 is a bottom view of the design of FIG. 1.  
The broken lines are included for illustrative purposes only and form no part of the claimed design.

**1 Claim, 5 Drawing Sheets**

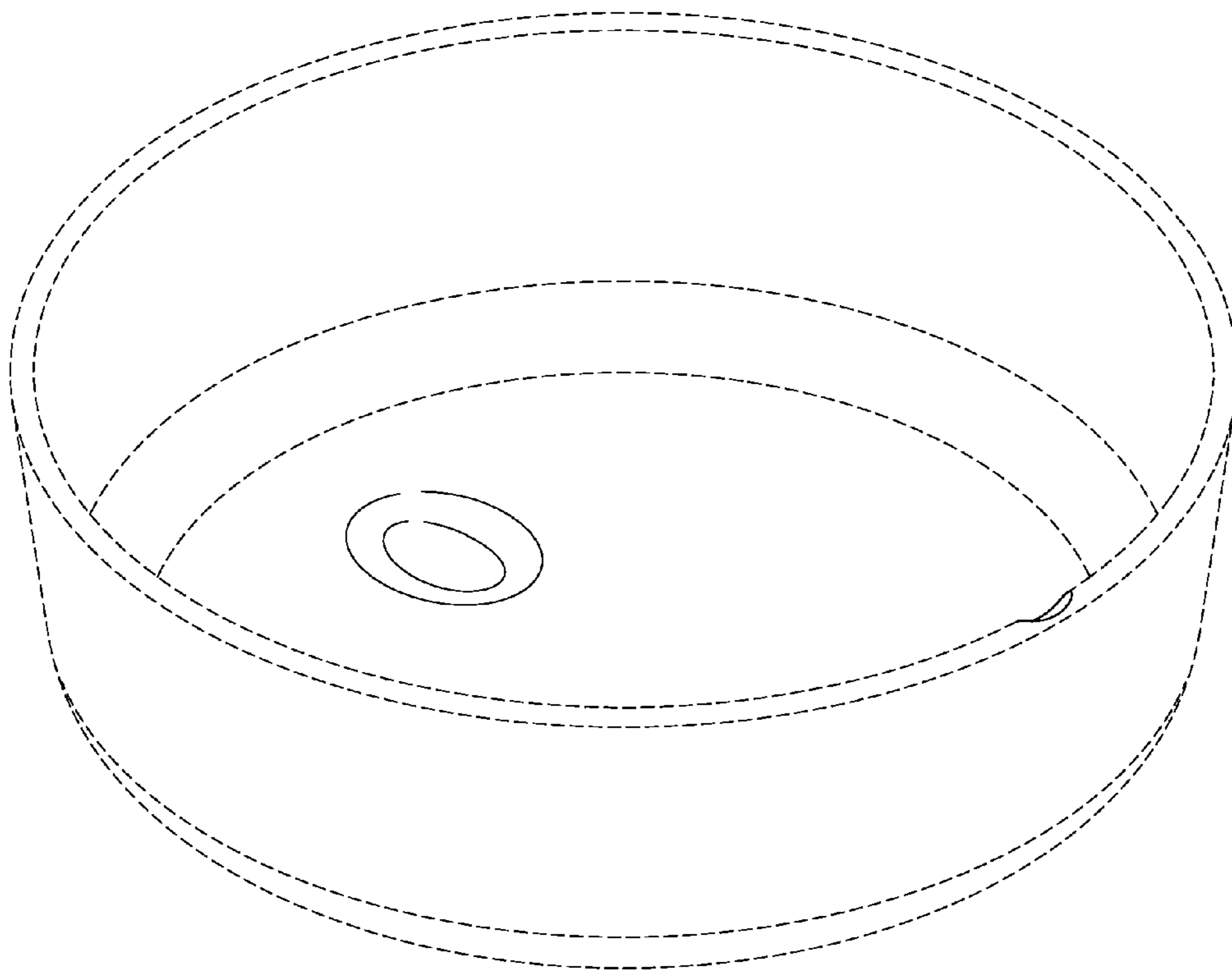


FIG. 1

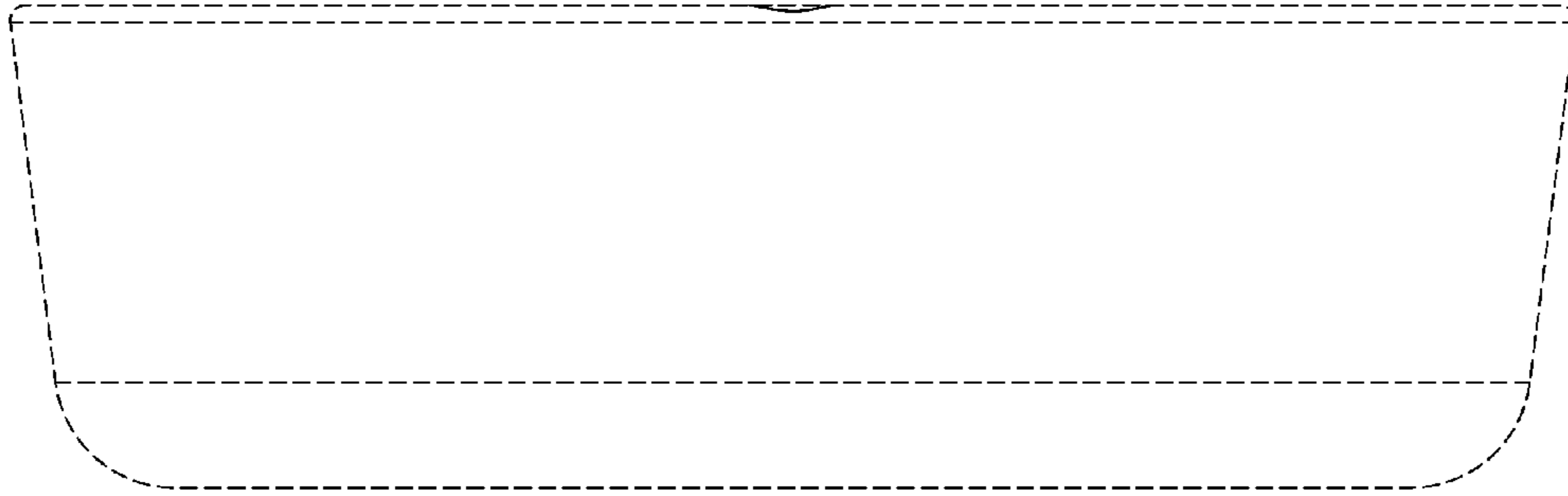


FIG. 2




FIG. 3




FIG. 4




FIG. 5

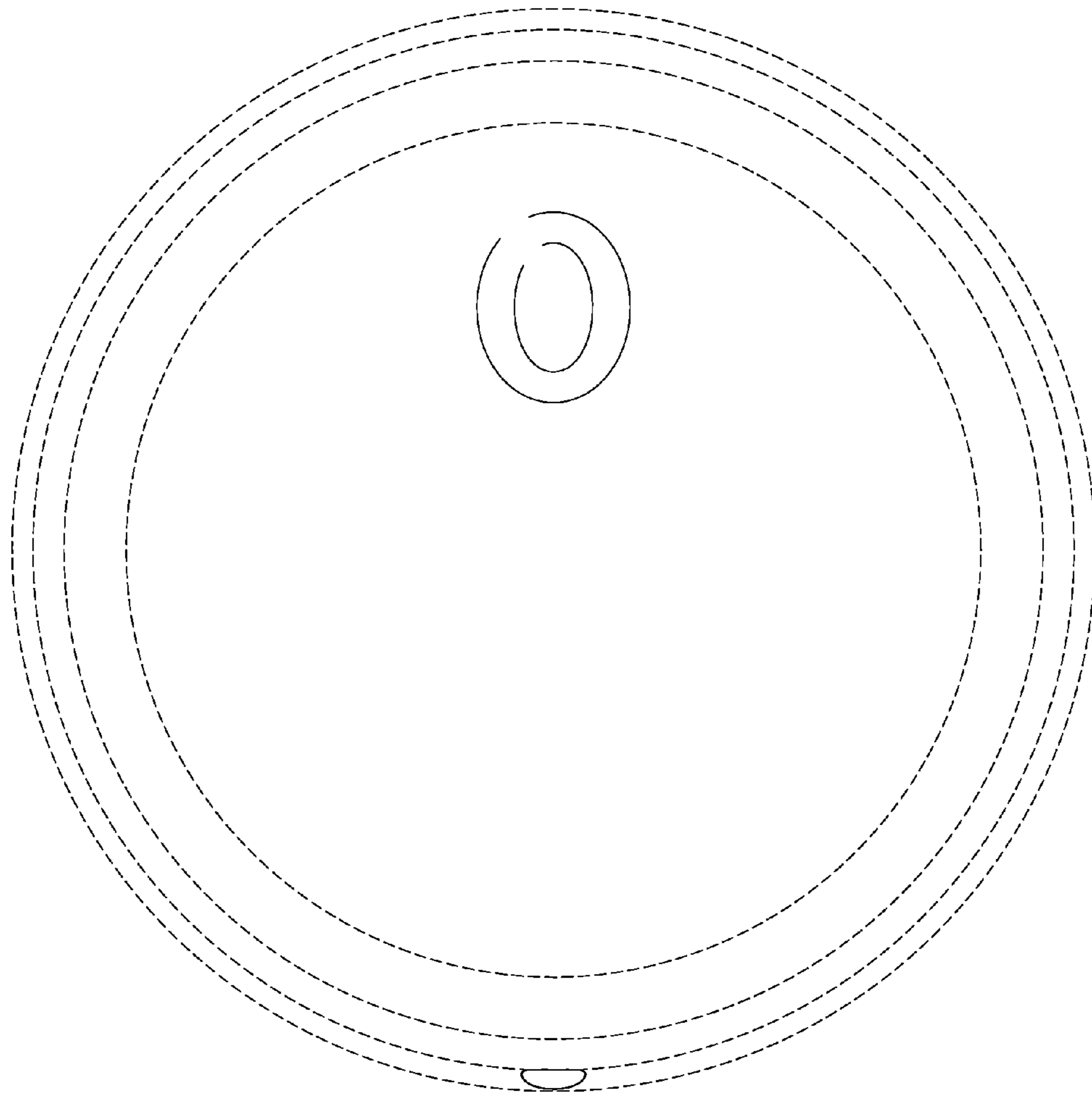


FIG. 6

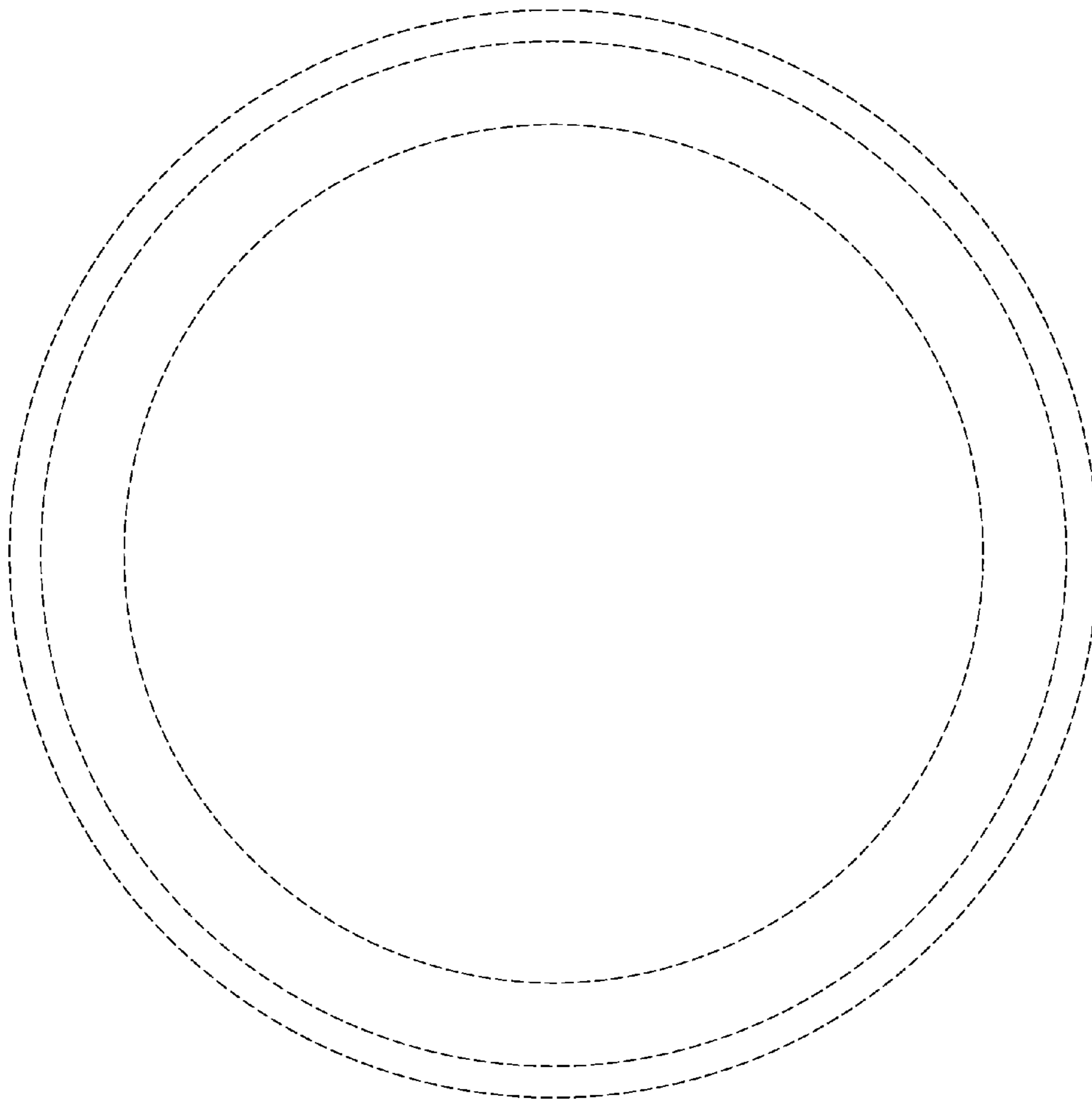


FIG. 7