



US00D677122S

(12) **United States Design Patent**  
**Liu**

(10) **Patent No.:** **US D677,122 S**  
(45) **Date of Patent:** **\*\* Mar. 5, 2013**

(54) **TUMBLER**

(76) Inventor: **Man Ho Liu**, Hangzhou (CN)

(\*\*) Term: **14 Years**

(21) Appl. No.: **29/401,985**

(22) Filed: **Sep. 19, 2011**

(51) **LOC (9) Cl.** ..... **07-01**

(52) **U.S. Cl.** ..... **D7/510**

(58) **Field of Classification Search** ..... D7/510,  
D7/532, 507, 511, 523, 509, 500; 215/388,  
215/DIG. 7; 220/710.5, 703, 592.16, 592.17;  
229/402

See application file for complete search history.

(56) **References Cited**

**U.S. PATENT DOCUMENTS**

D458,081 S *	6/2002	Bodum	.....	D7/510
D480,268 S *	10/2003	Laib	.....	D7/510
D532,308 S *	11/2006	Davies et al.	.....	D9/522
D574,190 S *	8/2008	Homma	.....	D7/510

D587,069 S *	2/2009	Bodum	.....	D7/510
D589,751 S *	4/2009	Liu et al.	.....	D7/510
D647,760 S *	11/2011	Pearson	.....	D7/510

\* cited by examiner

*Primary Examiner* — Cynthia Underwood

(74) *Attorney, Agent, or Firm* — Garcia-Zamor IP Law; Ruy M. Garcia-Zamor

(57) **CLAIM**

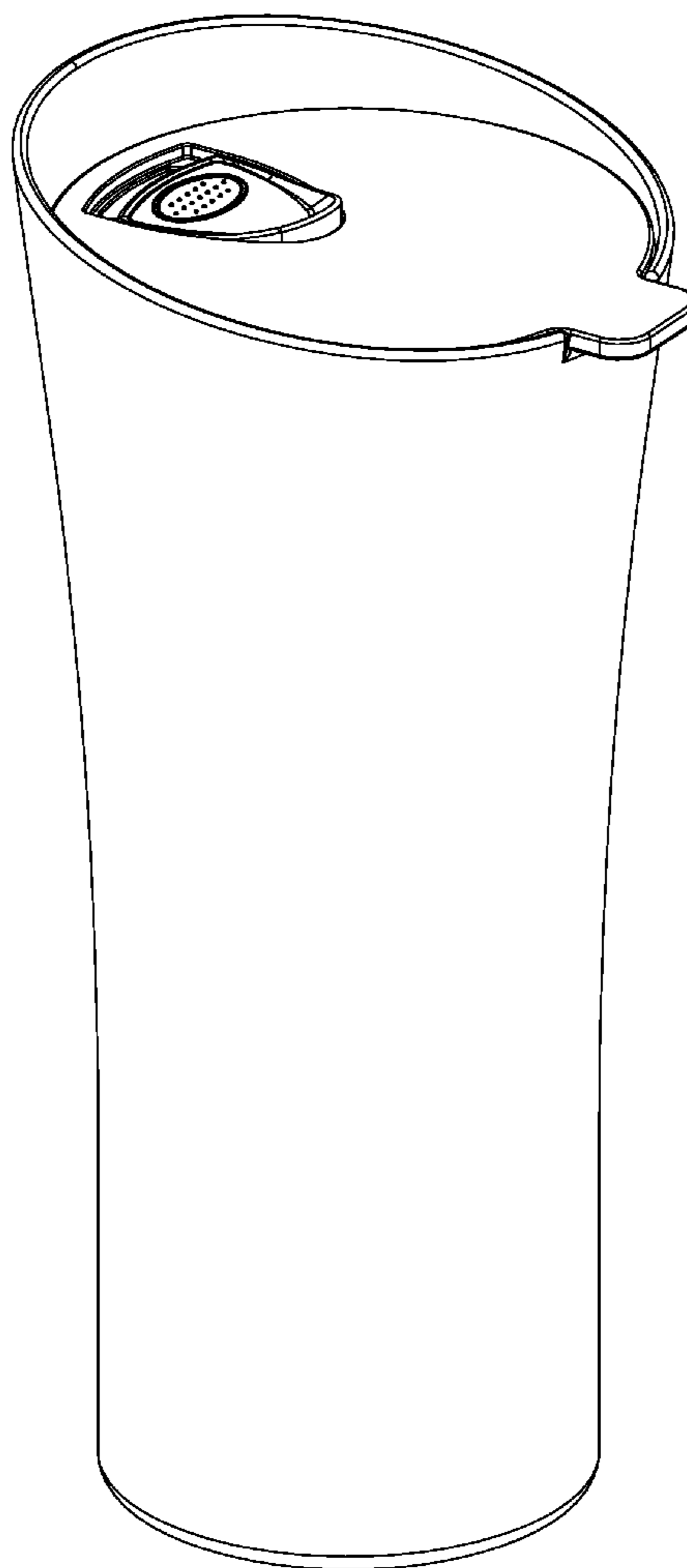
I claim a new ornamental design for a tumbler, as shown and described.

**DESCRIPTION**

FIG. 1 is a perspective view of the tumbler;  
FIG. 2 is a front elevational view of FIG. 1; the rear elevational view of FIG. 1 is a mirror image of FIG. 2;  
FIG. 3 is a left side elevational view of FIG. 1;  
FIG. 4 is a right side elevational view of FIG. 1;  
FIG. 5 is a top plan view of FIG. 1; and,  
FIG. 6 is a bottom plan view of FIG. 1.

The broken lines are included for the purpose of illustrating structure that forms no part of the claimed design.

**1 Claim, 6 Drawing Sheets**



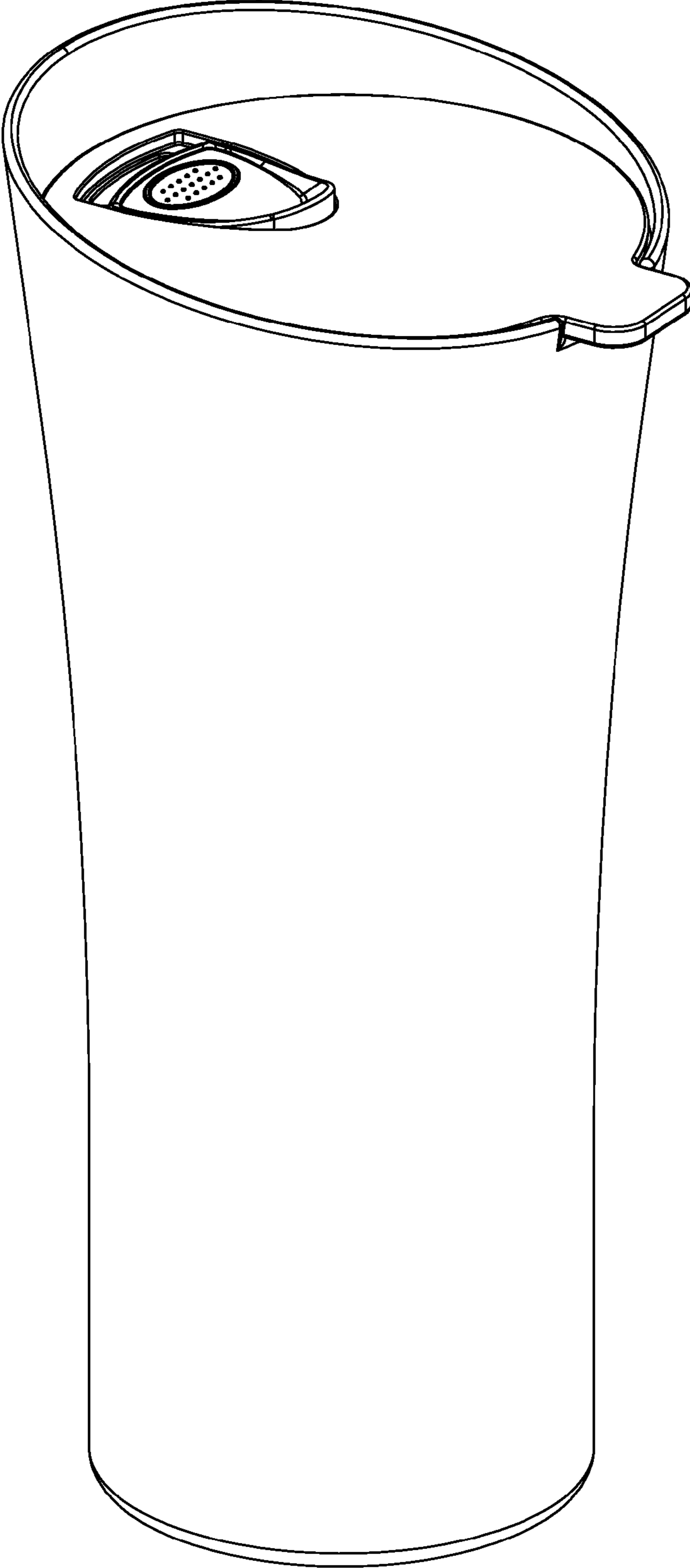


Fig.1

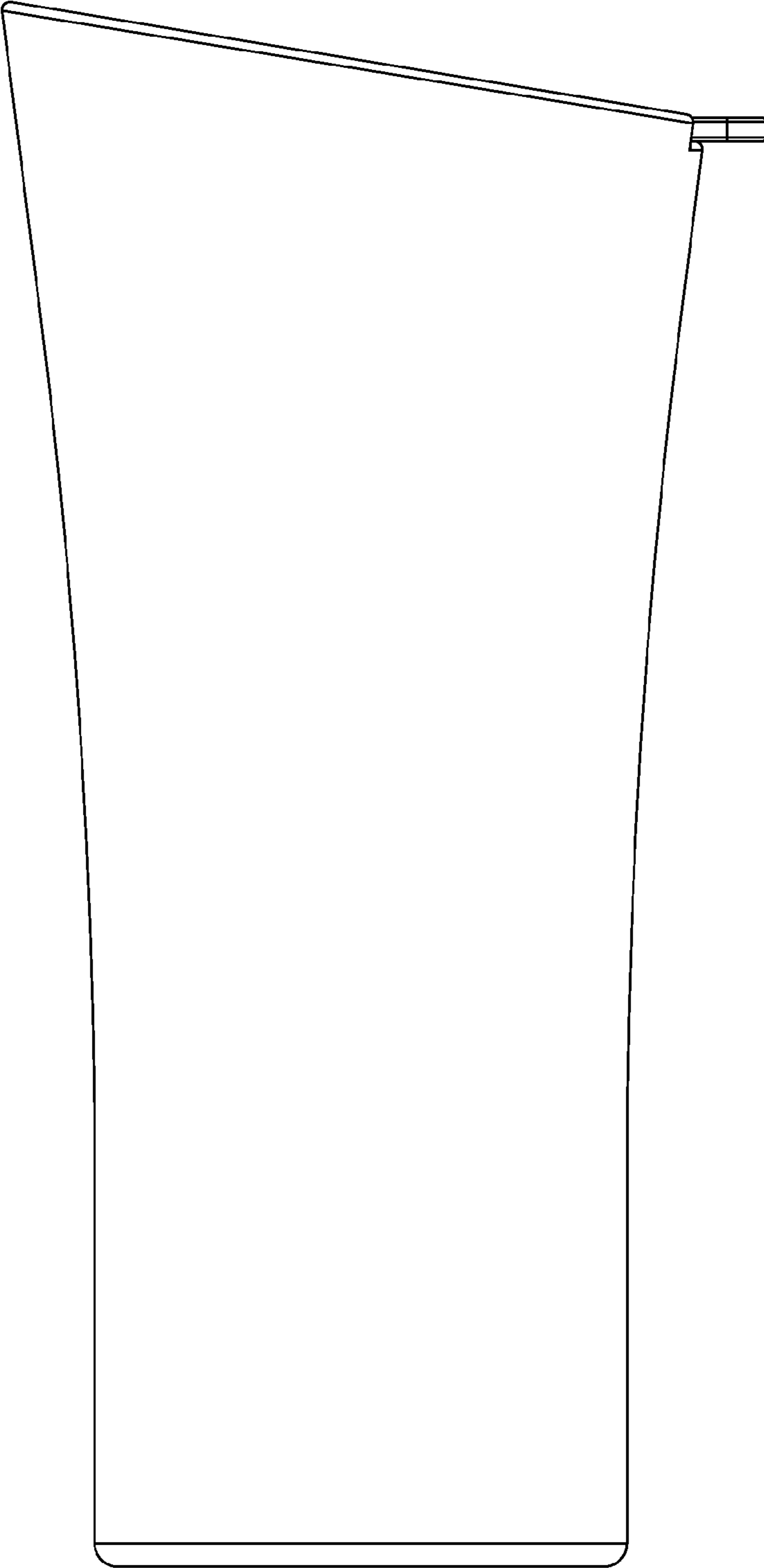


Fig.2




FIG.3




FIG.4

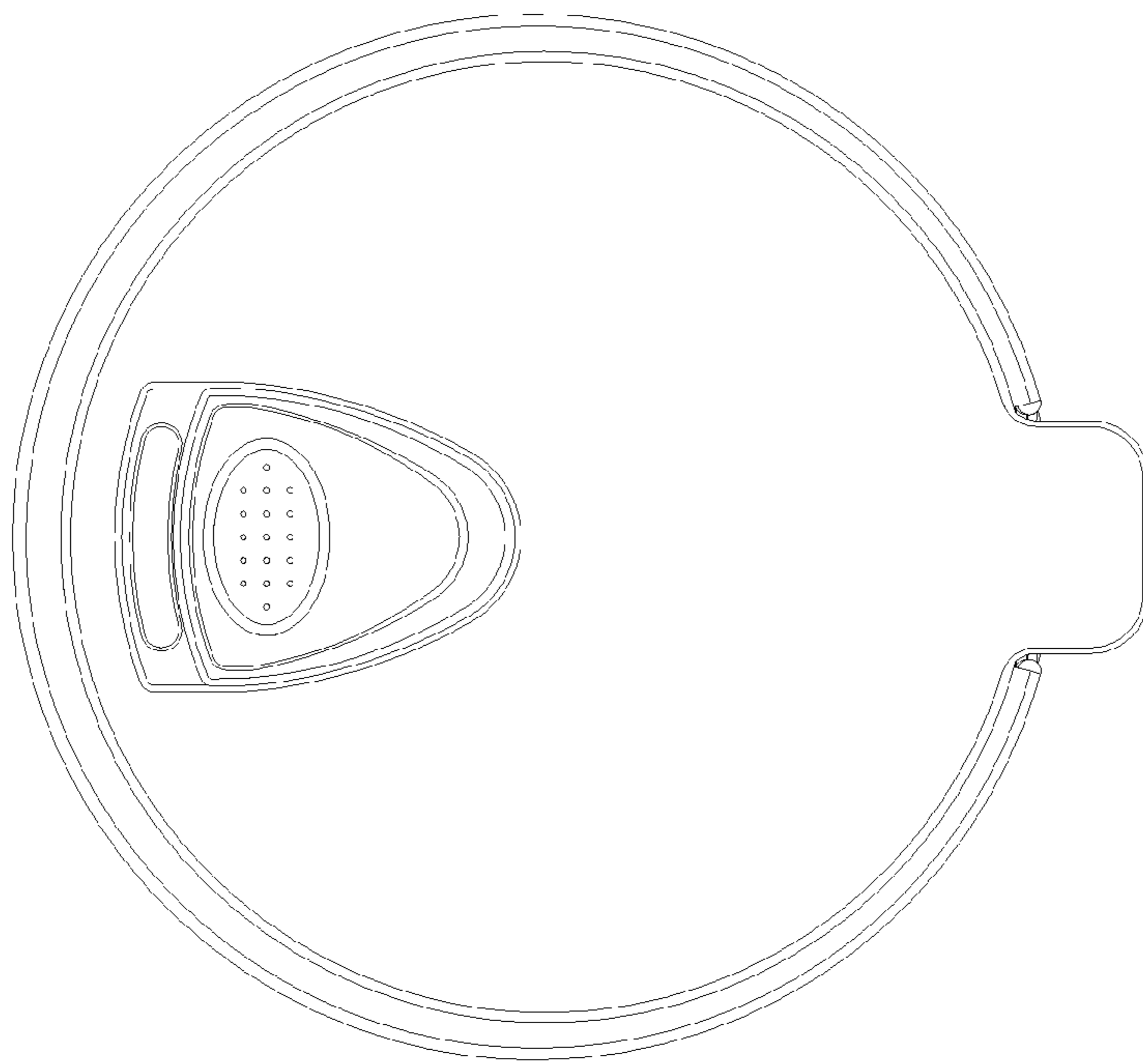


FIG.5

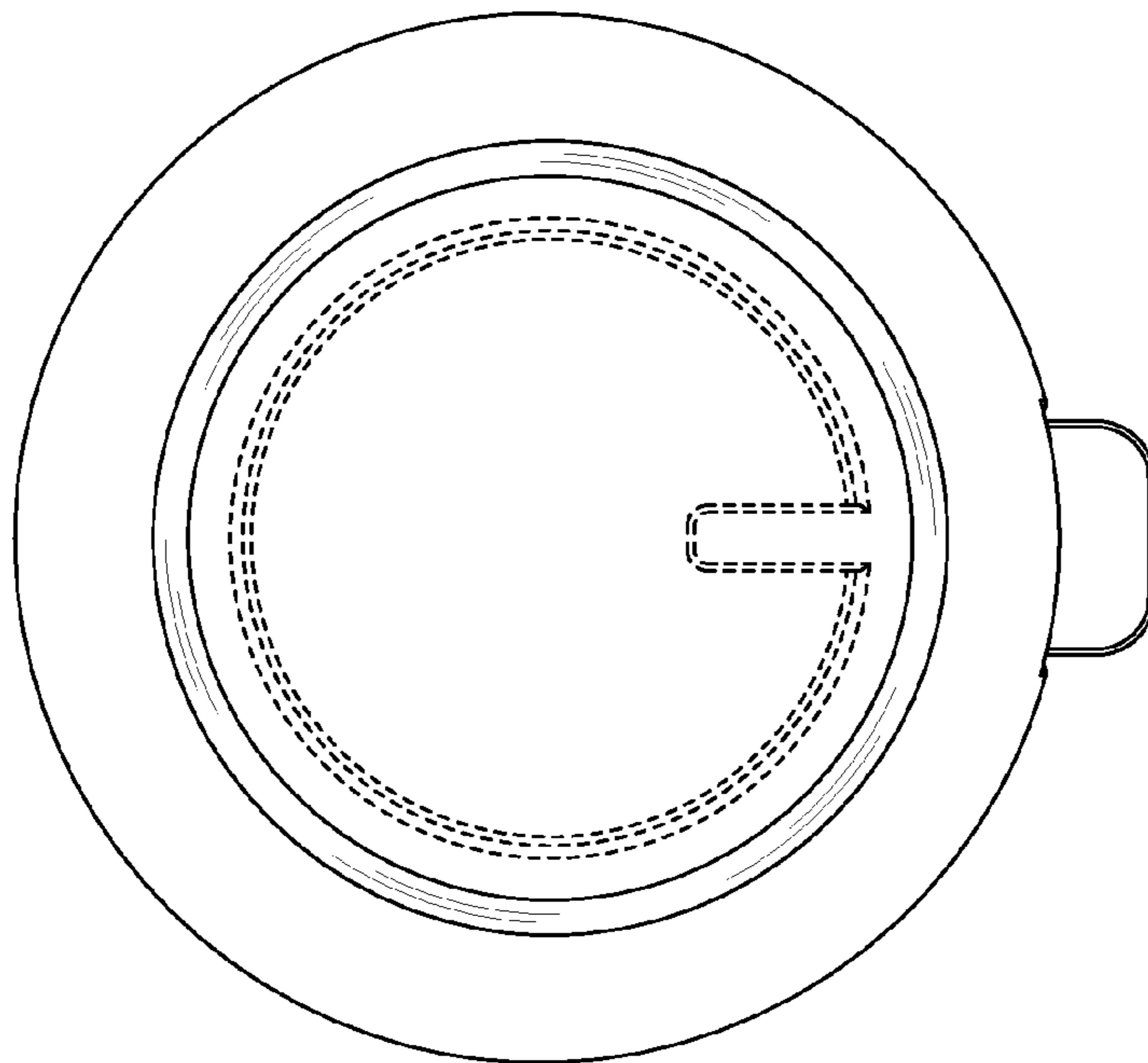


Fig.6