



US00D677088S

(12) **United States Design Patent**
Elshani et al.

(10) **Patent No.:** **US D677,088 S**
(45) **Date of Patent:** **** Mar. 5, 2013**

(54) **HYGIENE PRODUCTS CADDY**
(75) Inventors: **Teuta Elshani**, Woodstock, GA (US);
Kelly D. Arehart, Roswell, GA (US);
Richard H. Marriott, Atlanta, GA (US);
Todd James Huthmaker, Alpharetta,
GA (US); **Anthony Michael Charles**,
Seattle, WA (US); **Andrew Shapiro**,
Shoreline, WA (US); **Tadeo Toulis**, Los
Angeles, CA (US)

(73) Assignee: **Kimberly-Clark Worldwide, Inc.**,
Neenah, WI (US)

(**) Term: **14 Years**

(21) Appl. No.: **29/425,199**

(22) Filed: **Jun. 20, 2012**

(51) **LOC (9) Cl.** **23-02**

(52) **U.S. Cl.** **D6/525**

(58) **Field of Classification Search** D6/524,
D6/525; D7/500, 505, 555, 601, 701, 637;
D11/131, 143, 146, 152; D28/73; 47/41.1,
47/65.5, 66.1, 66.6, 66.7, 69; 211/13.1, 69.1,
211/62, 70.6, 70.7, 119.011; D3/308, 315,
D3/313

See application file for complete search history.

(56) **References Cited**

U.S. PATENT DOCUMENTS

D250,305 S 11/1978 Primiano et al.
D260,462 S 9/1981 Melamed et al.

D270,979 S 10/1983 Cuminale
5,035,321 A 7/1991 Denton
D381,229 S * 7/1997 Yemini D6/525
6,021,920 A 2/2000 Aldape
6,422,389 B1 7/2002 Ritola et al.
D482,555 S * 11/2003 Johansson et al. D6/525
7,080,416 B1 * 7/2006 Portnell 211/119.011
D556,407 S * 11/2007 Snell D6/525
D572,059 S 7/2008 Richardson et al.
7,832,555 B2 11/2010 Flannery
D636,198 S * 4/2011 Gibbs D6/525
D663,982 S * 7/2012 Purcell et al. D6/525
2007/0108091 A1 5/2007 Stewart
2007/0257041 A1 11/2007 Bramlage
2010/0133132 A1 6/2010 Allan
2010/0187251 A1 7/2010 Simmons

* cited by examiner

Primary Examiner — Brian N Vinson

(74) *Attorney, Agent, or Firm* — Nancy M. Klembus

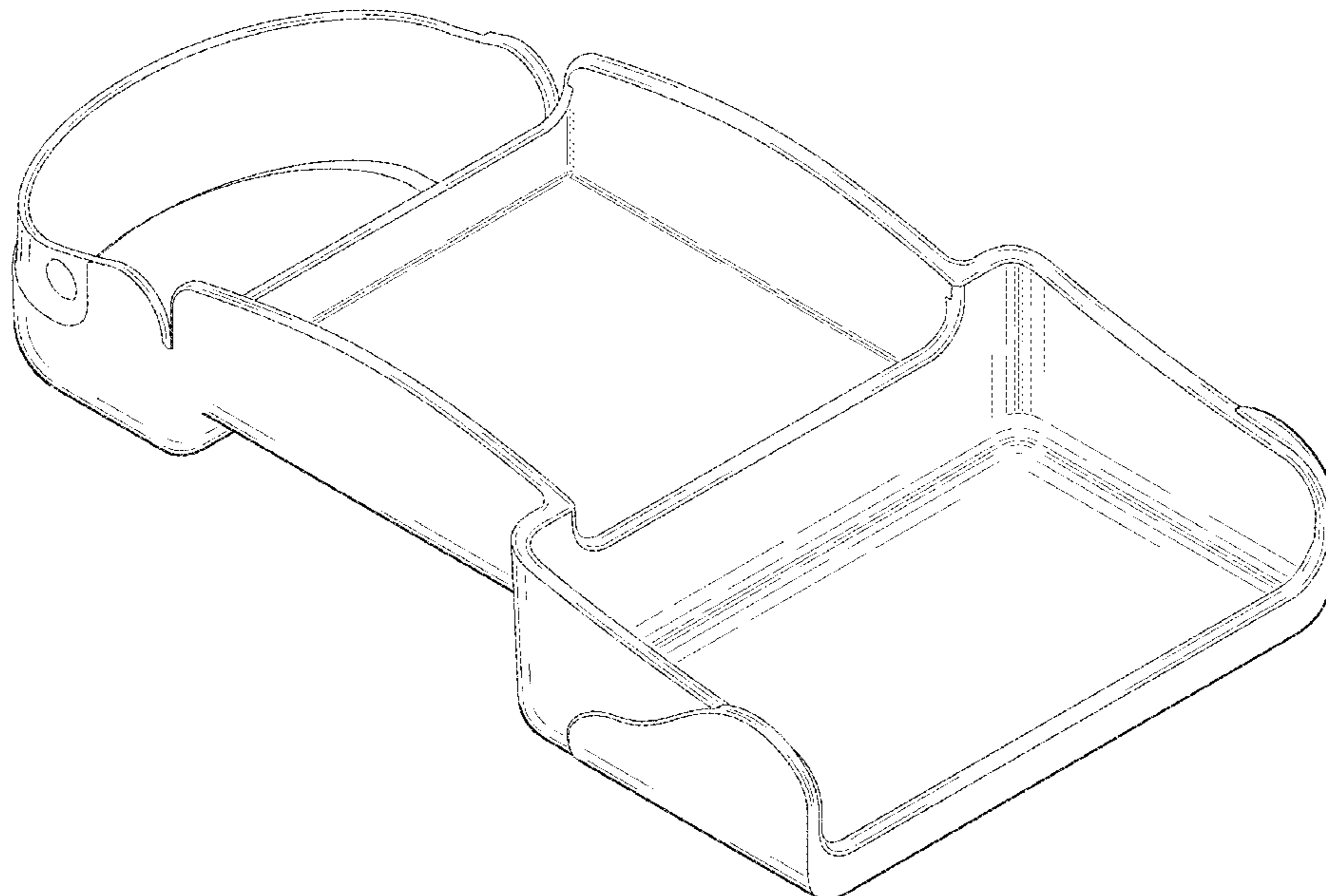
(57) **CLAIM**

The ornamental design for a hygiene products caddy, as shown and described.

DESCRIPTION

FIG. 1 is a top, front, and left side perspective view of a hygiene products caddy showing our new design; FIG. 2 is a front elevational view thereof; FIG. 3 is a right side elevational view thereof; FIG. 4 is a left side elevational view thereof; FIG. 5 is a top plan view thereof; FIG. 6 is a bottom plan view thereof; and, FIG. 7 is bottom, rear, and left side perspective view thereof.

1 Claim, 6 Drawing Sheets



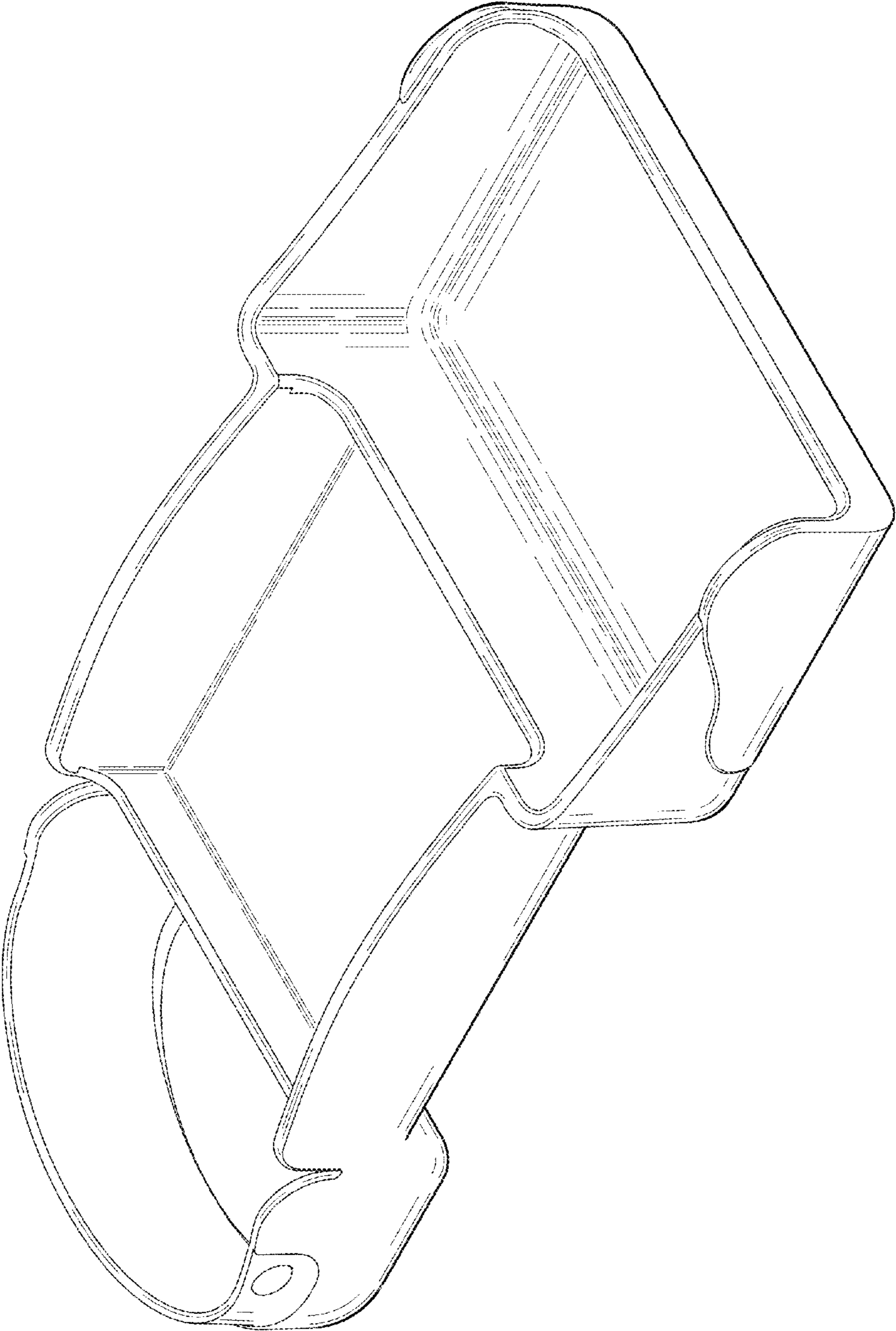


FIG. 1

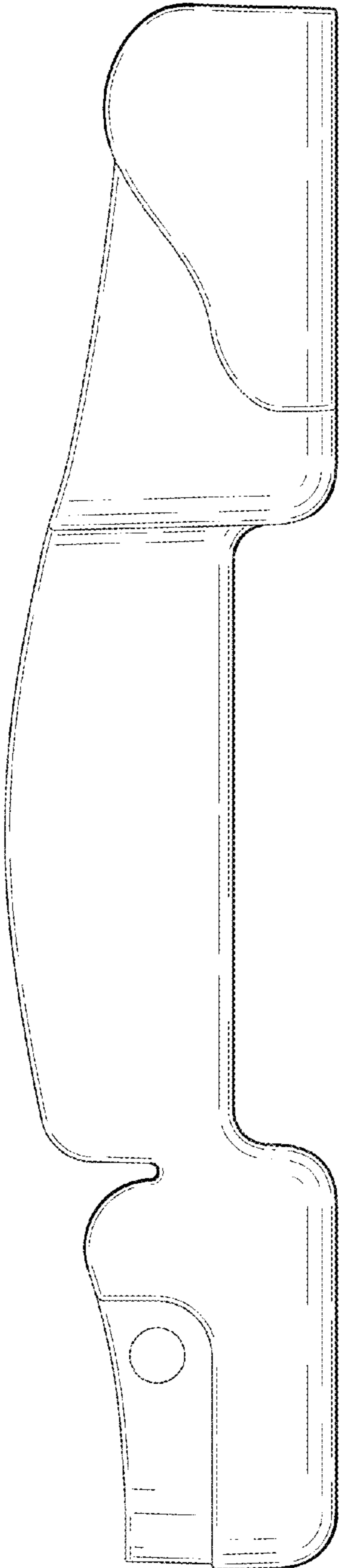


FIG. 2




FIG. 3




FIG. 4




FIG. 5




FIG. 6

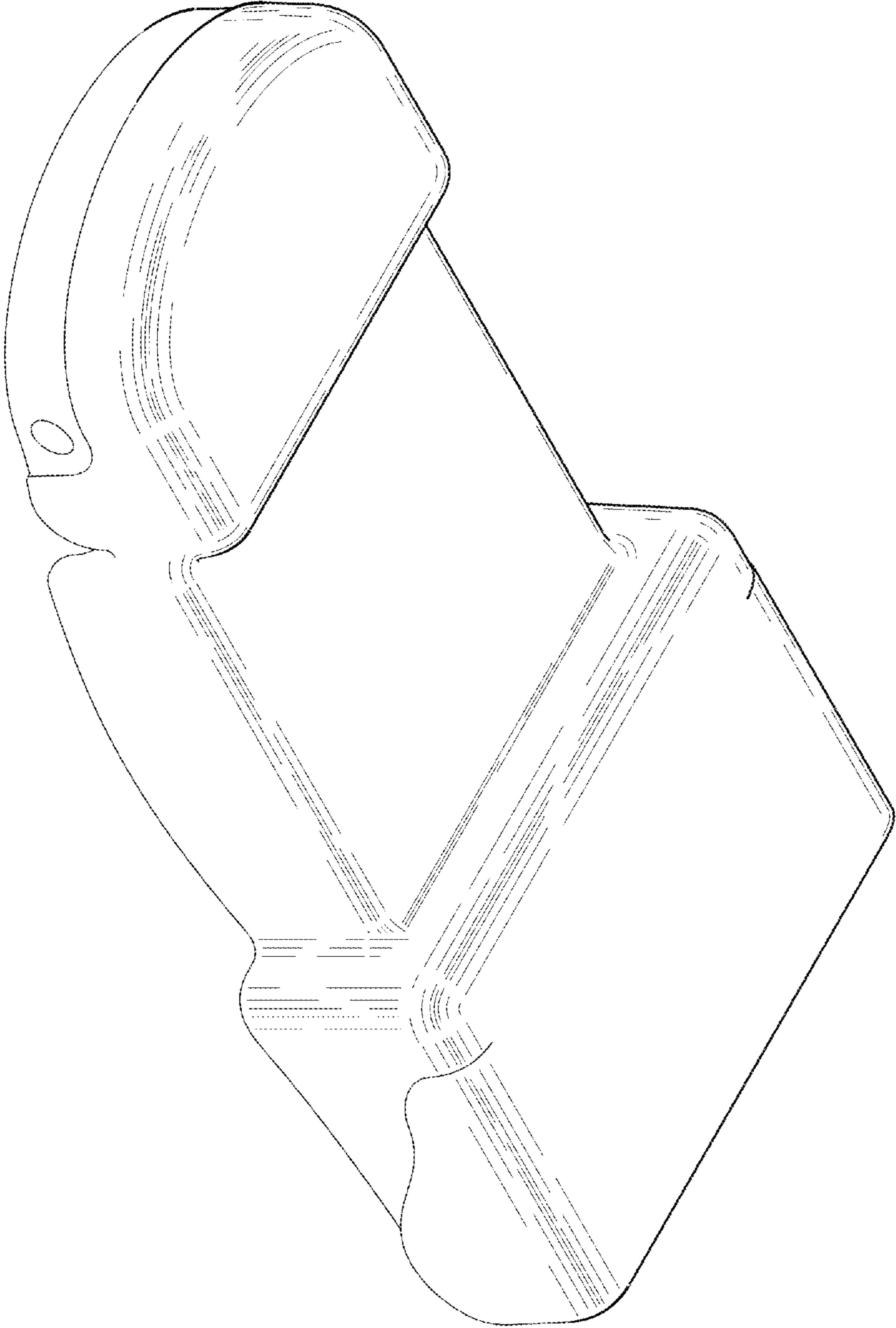


FIG. 7