



US00D677065S

(12) **United States Design Patent**
Farley

(10) **Patent No.:** **US D677,065 S**
(45) **Date of Patent:** **** Mar. 5, 2013**

(54) **CHAIR**

(76) **Inventor:** **Brent Lee Farley**, Baltimore, MD (US)

(**) **Term:** **14 Years**

(21) **Appl. No.:** **29/408,734**

(22) **Filed:** **Dec. 15, 2011**

(51) **LOC (9) Cl.** **06-01**

(52) **U.S. Cl.** **D6/345**

(58) **Field of Classification Search** D6/334,
D6/335, 344, 345, 348, 358, 368, 374, 375,
D6/379, 380, 500-502; 297/181, 258.1,
297/271.5, 271.6, 440.13
See application file for complete search history.

D329,757 S *	9/1992	Meeker	D6/348
D330,292 S	10/1992	Nguyen		
D333,575 S *	3/1993	Hanson	D6/348
D345,656 S	4/1994	Theobald		
5,803,548 A *	9/1998	Battle	297/271.6
D422,799 S *	4/2000	Dworshak et al.	D6/348
D426,079 S	6/2000	Levy		
D487,979 S	4/2004	Marshall		
D533,366 S	12/2006	Wehner		
7,300,110 B1 *	11/2007	Debien	297/440.13

* cited by examiner

Primary Examiner — Mimoso De

(74) *Attorney, Agent, or Firm* — QuickPatents; Kevin Prince

(57) **CLAIM**

I claim the ornamental design for a chair, as shown and described.

DESCRIPTION


FIG. 1 is a perspective view of a chair, showing my new design;
FIG. 2 is a front elevational view thereof;
FIG. 3 is a right-side elevational view thereof, the left-side elevational view being a mirror image thereof;
FIG. 4 is a rear elevational view thereof;
FIG. 5 is a top plan view thereof; and,
FIG. 6 is a bottom plan view thereof.

1 Claim, 3 Drawing Sheets

(56) **References Cited**

U.S. PATENT DOCUMENTS

D26,571 S	1/1897	Pia		
D252,839 S	9/1979	Ortiz		
4,509,794 A *	4/1985	Roland	297/440.13
D299,087 S *	12/1988	Bruce	D6/348
D301,091 S	5/1989	Kimball		
D302,216 S *	7/1989	Roland	D6/348
5,000,514 A	3/1991	Hanson		
D316,335 S	4/1991	Karas		
D319,929 S *	9/1991	Smith	D6/348
D324,961 S	3/1992	Gandy		






FIG. 1

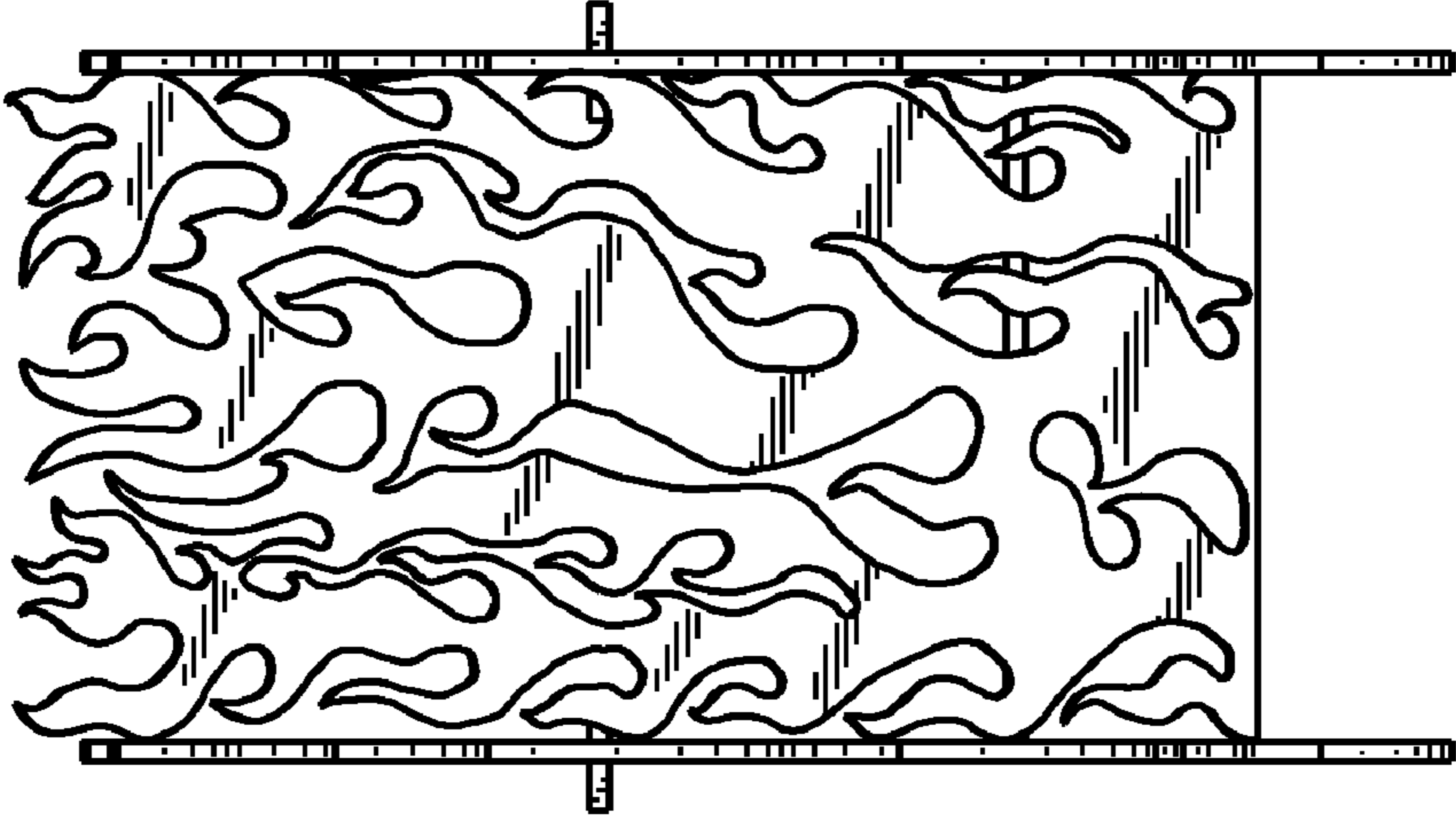


FIG. 2

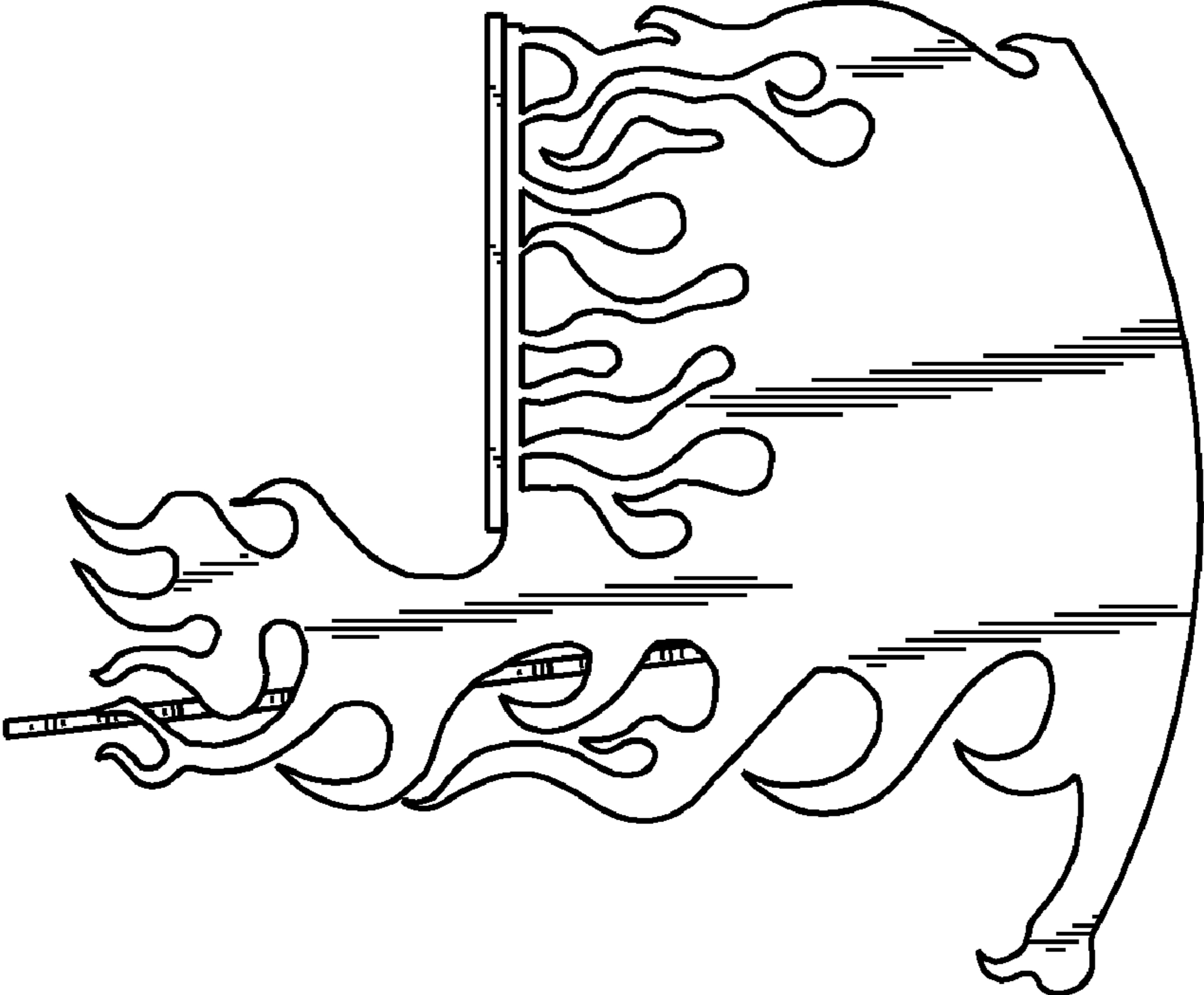


FIG. 3




FIG. 4

FIG. 5

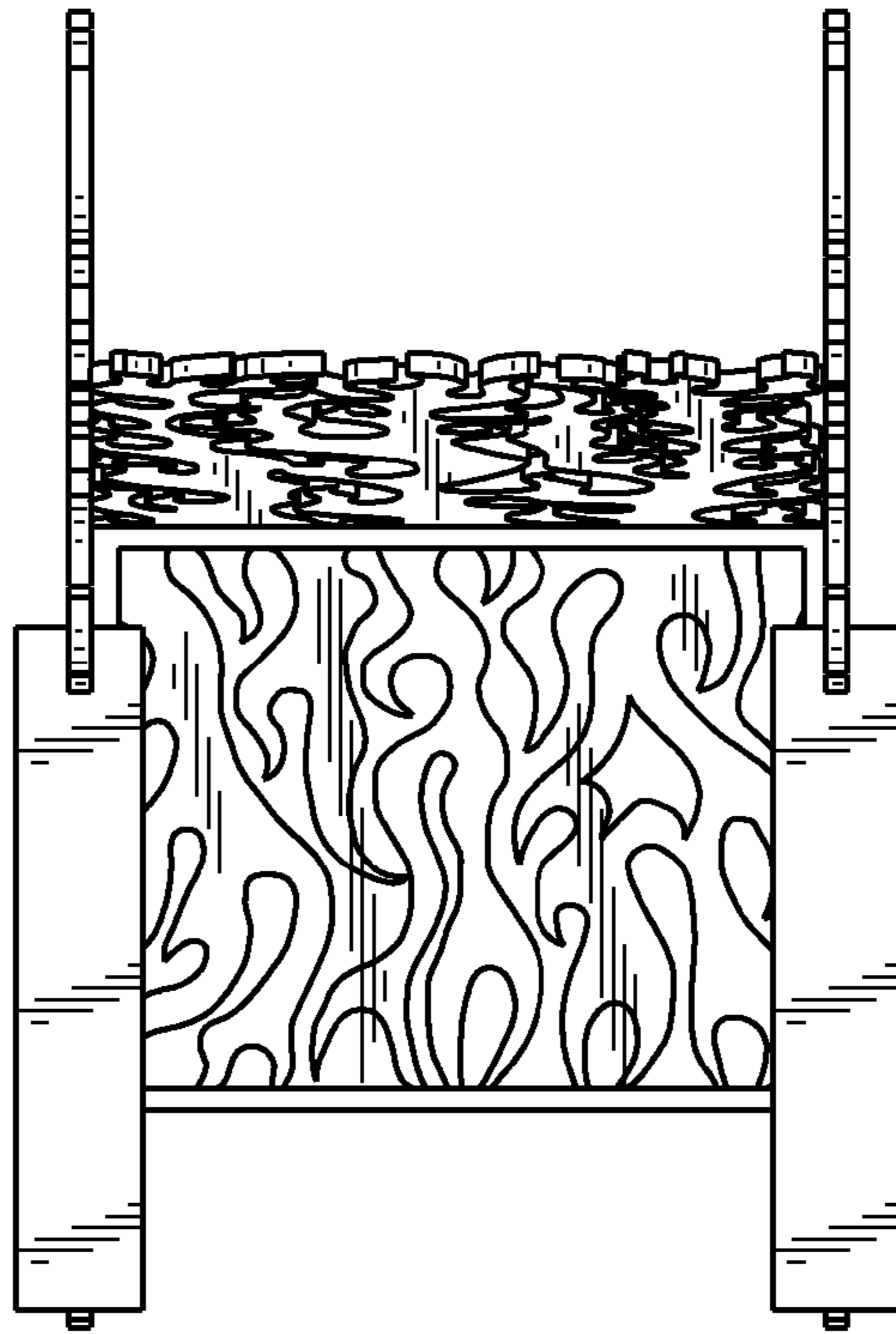


FIG. 6

