



US00D677063S

(12) **United States Design Patent**
Lee

(10) **Patent No.:** **US D677,063 S**
(45) **Date of Patent:** **** Mar. 5, 2013**

(54) **SHEET FOR VEHICLE SEATS**

(75) Inventor: **Ji-Yoon Lee**, Seoul (KR)

(73) Assignee: **LG Hausys, Ltd.**, Seoul (KR)

(**) Term: **14 Years**

(21) Appl. No.: **29/413,627**

(22) Filed: **Feb. 17, 2012**

(30) **Foreign Application Priority Data**

Aug. 25, 2011 (KR) 30-2011-0035455

(51) **LOC (9) Cl.** **05-05**

(52) **U.S. Cl.** **D5/62**

(58) **Field of Classification Search** D5/4, 46,
D5/53, 55-63, 99; D6/582, 583, 602, 612,
D6/617; D19/1, 5; D24/124, 126; D32/43;
2/900; 5/490, 495; 15/208; 112/401, 416,
112/439; 139/383 R, 383 B; 428/32, 66.5,
428/85, 151, 152, 187, 542.6

See application file for complete search history.

(56) **References Cited**

U.S. PATENT DOCUMENTS

D5,719 S *	3/1872	Cowell	D5/58
D17,488 S *	7/1887	Jacobs	D5/58
D17,662 S *	8/1887	Sayers	D5/58
D38,703 S *	7/1907	Johnstone	D5/62
D65,803 S *	10/1924	Fowler	D5/59
D91,881 S *	4/1934	Herrel	D5/59
D134,690 S *	12/1942	Arnold	D5/59
D167,982 S *	10/1952	Heller	D5/62
D168,702 S *	1/1953	Odzer	D5/62
D168,758 S *	2/1953	Odzer	D5/41
D188,161 S *	6/1960	Martin	D5/41
D189,957 S *	3/1961	Ellefson	D5/53

D209,577 S *	12/1967	Pompili	D25/160
D210,111 S *	2/1968	Mazur	D5/62
D217,575 S *	5/1970	Couve	D19/5
D226,400 S *	2/1973	Joski	D5/16
D238,449 S *	1/1976	Matsumoto	D5/57
D429,939 S *	8/2000	Denney	D6/582
D472,057 S *	3/2003	Cassingham	D5/59
D506,875 S *	7/2005	Del Solar	D5/37
D509,071 S *	9/2005	Delaney et al.	D5/53
D526,791 S *	8/2006	Delaney	D5/53
D572,016 S *	7/2008	Kim et al.	D5/37
D581,170 S *	11/2008	Delaney	D5/58
D595,965 S *	7/2009	Kim et al.	D5/37
D639,567 S *	6/2011	Lee	D5/58

* cited by examiner

Primary Examiner — Karen S Acker

(74) *Attorney, Agent, or Firm* — Nath, Goldberg & Meyer;
Jerald L. Meyer; Joshua B. Goldberg

(57) **CLAIM**

I claim the ornamental design for a sheet for vehicle seats, as shown and described.

DESCRIPTION

FIG. 1 is a surface view of a sheet for vehicle seats according to the design claimed.

FIG. 2 is a reference view of FIG. 1, with dot dash broken lines being shown therein to identify the area 3 which circumscribes the location from which FIG. 3 is taken; and, FIG. 3 is an enlarged detail view of area 3 surrounded by dot dash lines on FIG. 2.

The evenly spaced broken line perimeter represents the boundaries of the claim and forms no part thereof. The dot dash lines in FIGS. 2 and 3 represent the unclaimed boundary of the detail. The thickness and the rear of the sheet for vehicle seats form no part of the claimed design.

1 Claim, 3 Drawing Sheets




FIG. 1




FIG. 2

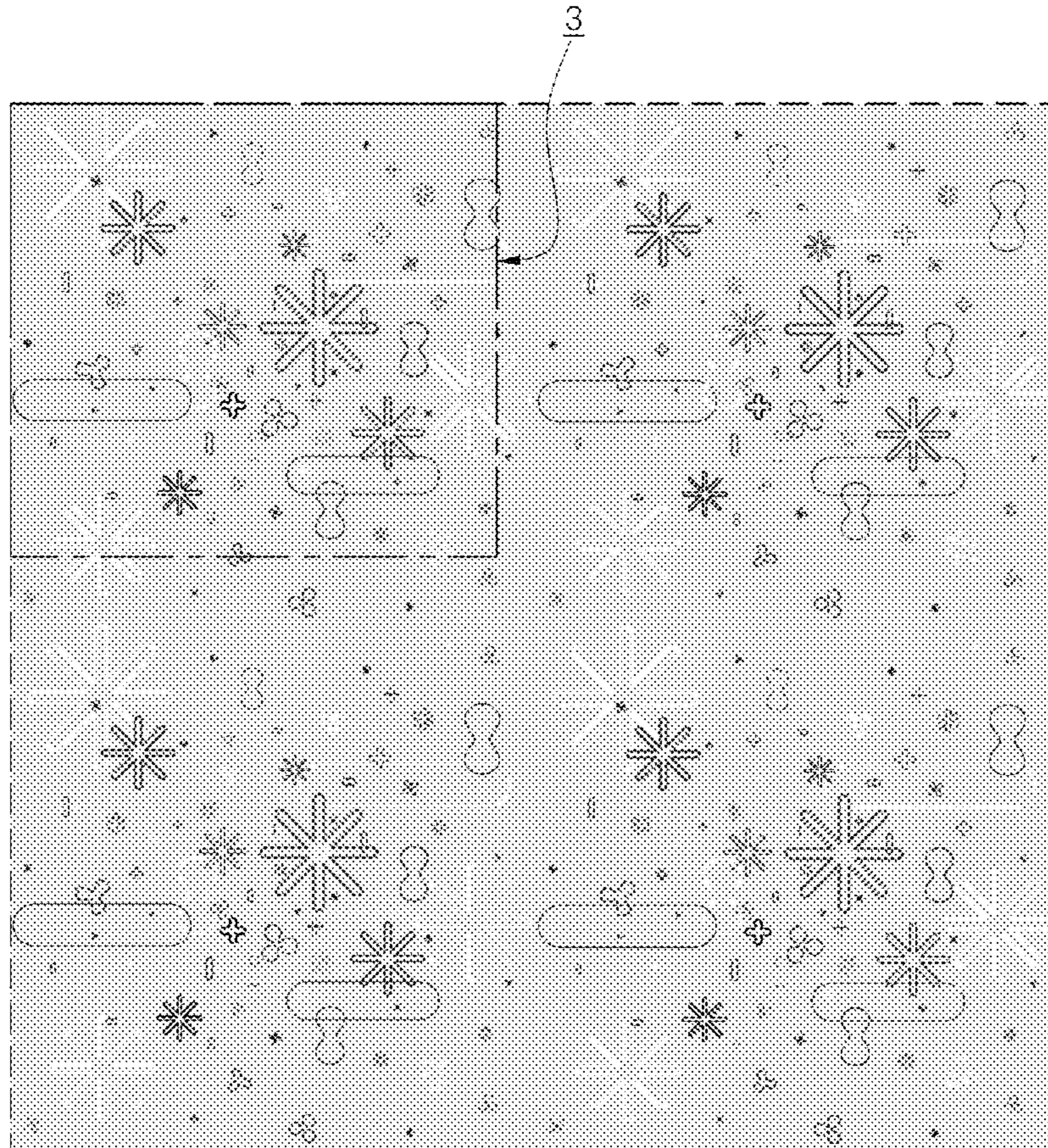


FIG. 3

