



US00D677056S

(12) **United States Design Patent**
Hu

(10) **Patent No.:** **US D677,056 S**
(45) **Date of Patent:** **** Mar. 5, 2013**

(54) **STORAGE BOX**
(75) Inventor: **Yajun Hu**, El Dorado Hills, CA (US)
(73) Assignee: **Designa Group Inc.**, El Dorado Hills, CA (US)
(**) Term: **14 Years**
(21) Appl. No.: **29/428,550**
(22) Filed: **Jul. 31, 2012**
(51) **LOC (9) Cl.** **03-01**
(52) **U.S. Cl.** **D3/306**
(58) **Field of Classification Search** D3/20,
D3/201-202, 304-315; D19/75, 77-78,
D19/86, 90-92; D6/475-476; 206/214-215,
206/307.1; 229/915, 406-407
See application file for complete search history.

D516,814 S * 3/2006 Post et al. D3/306
D523,245 S 6/2006 Post
D530,517 S * 10/2006 Hardy et al. D3/306
7,228,985 B2 * 6/2007 Yeh 220/485
D551,455 S 9/2007 Norvell
D563,163 S * 3/2008 Blouw et al. D7/409
D579,254 S * 10/2008 Dominique et al. D6/566
D579,660 S * 11/2008 Snider D3/304
D584,055 S * 1/2009 Hardy et al. D3/306
D586,558 S * 2/2009 Ziemann et al. D3/304
D596,857 S * 7/2009 Ahlgrim et al. D3/307
D624,753 S * 10/2010 Post et al. D3/306
D636,998 S * 5/2011 Post et al. D3/306
D639,561 S * 6/2011 Hardy et al. D3/306
D644,491 S 9/2011 Snider
D651,405 S * 1/2012 Lee D3/304
D657,562 S * 4/2012 McNamara D3/304
D658,881 S * 5/2012 Post et al. D3/306
D663,525 S * 7/2012 Rhoades et al. D3/314
2005/0077299 A1 * 4/2005 Cheng et al. 220/485

* cited by examiner

Primary Examiner — Kelley Donnelly

(56) **References Cited**

U.S. PATENT DOCUMENTS

1,890,983 A * 12/1932 Griffith 220/6
D194,513 S * 2/1963 Sparling D3/306
D245,783 S 9/1977 Fieni
D301,590 S 6/1989 Foran et al.
5,271,551 A 12/1993 Roepke
D354,516 S 1/1995 Crist et al.
D383,283 S 9/1997 Hankins, III
D419,302 S * 1/2000 Hardy et al. D3/306
D424,117 S 5/2000 Steinbeck et al.
D433,711 S 11/2000 Andujar
D449,074 S * 10/2001 Andujar D19/75
D451,675 S * 12/2001 Hardy et al. D3/306
D453,027 S * 1/2002 Andujar D19/90
D471,713 S * 3/2003 Speed D3/307
D472,735 S 4/2003 Haugen
D496,162 S * 9/2004 Garrett et al. D3/304
D514,318 S * 2/2006 Post et al. D3/306

(57) **CLAIM**

The ornamental design for a storage box, as shown and described.

DESCRIPTION

FIG. 1 is a perspective view of storage box showing my design.
FIG. 2 is a front view thereof;
FIG. 3 is a top view thereof;
FIG. 4 is a bottom view thereof;
FIG. 5 is a rear side view thereof;
FIG. 6 is a left side view thereof; and,
FIG. 7 is a right side view thereof.

1 Claim, 7 Drawing Sheets





FIG 1




FIG. 2




FIG. 3




FIG. 4




FIG. 5




FIG. 6




FIG. 7