



US00D677054S

(12) **United States Design Patent**
Chen

(10) **Patent No.:** **US D677,054 S**

(45) **Date of Patent:** **** Mar. 5, 2013**

(54) **STORAGE BOX**

(75) Inventor: **Ching-Tzu Chen**, Tainan (TW)

(73) Assignee: **Suh Ken Enterprises Co., Ltd.**, Tainan (TW)

(**) Term: **14 Years**

(21) Appl. No.: **29/406,007**

(22) Filed: **Nov. 9, 2011**

(51) **LOC (9) Cl.** **03-01**

(52) **U.S. Cl.** **D3/302**

(58) **Field of Classification Search** D3/260,
D3/272, 273, 294, 295, 302, 905; D7/605,
D7/629; D12/406, 412, 414, 414.1, 416,
D12/421; D32/35, 58; D6/317, 318, 319,
D6/513, 514; 206/8, 9, 213, 279, 290, 335,
206/713

See application file for complete search history.

(56) **References Cited**

U.S. PATENT DOCUMENTS

D493,618	S	*	8/2004	DeCarlo et al.	D3/302
D543,453	S	*	5/2007	Fu et al.	D3/302
D597,383	S	*	8/2009	Masterton et al.	D7/629
D659,074	S	*	5/2012	Read et al.	D12/414

* cited by examiner

Primary Examiner — Susan Bennett Hattan

Assistant Examiner — Barbara B Lohr

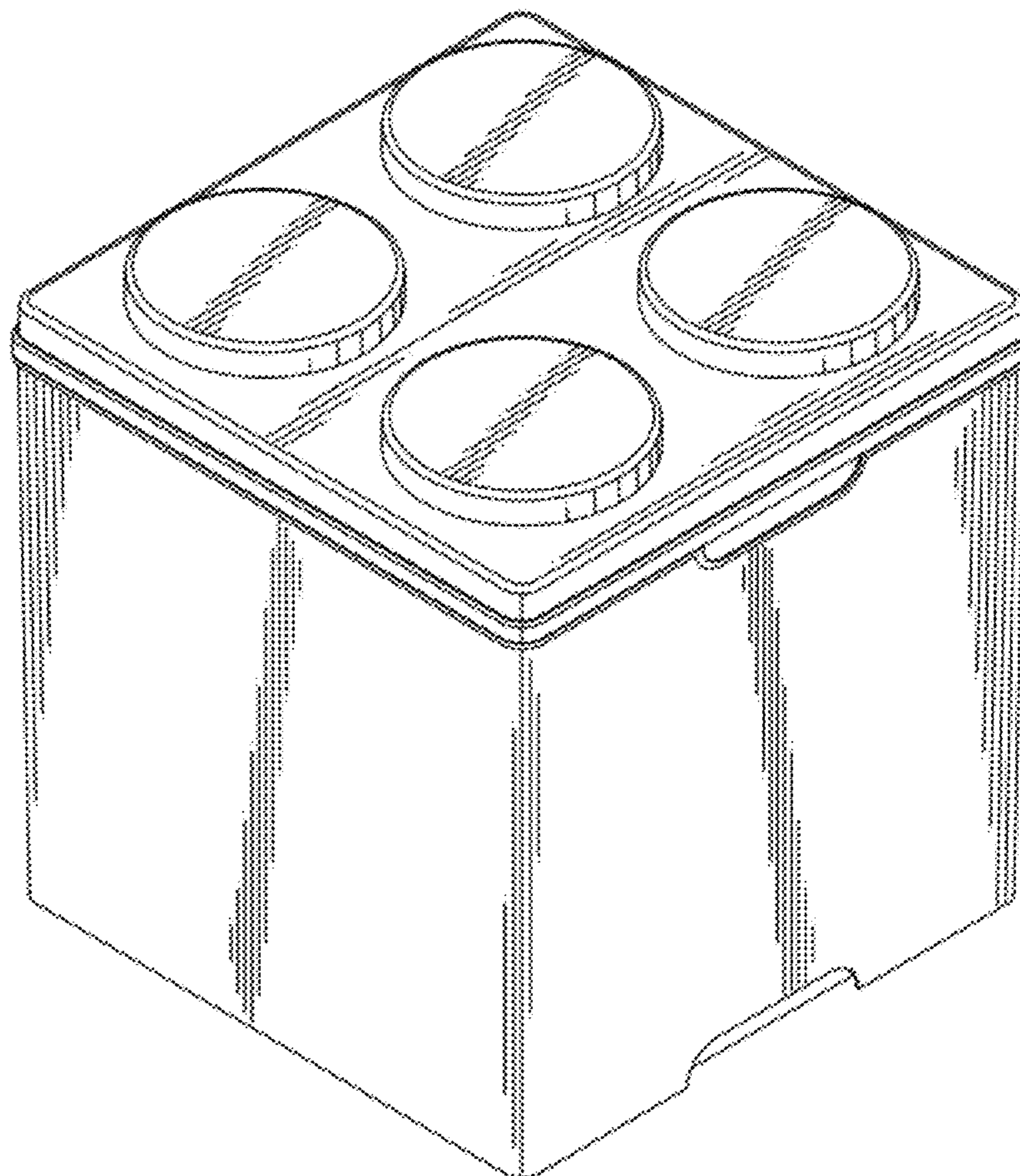
(57) **CLAIM**

The ornamental design for a storage box, as shown.

DESCRIPTION

FIG. 1 is a perspective view of a storage box, showing my new design;
FIG. 2 is a front view thereof;
FIG. 3 is a rear view thereof;
FIG. 4 is a left side view thereof;
FIG. 5 is a right side view thereof;
FIG. 6 is a top view thereof;
FIG. 7 is a bottom view thereof; and,
FIG. 8 is another perspective view thereof.

1 Claim, 8 Drawing Sheets



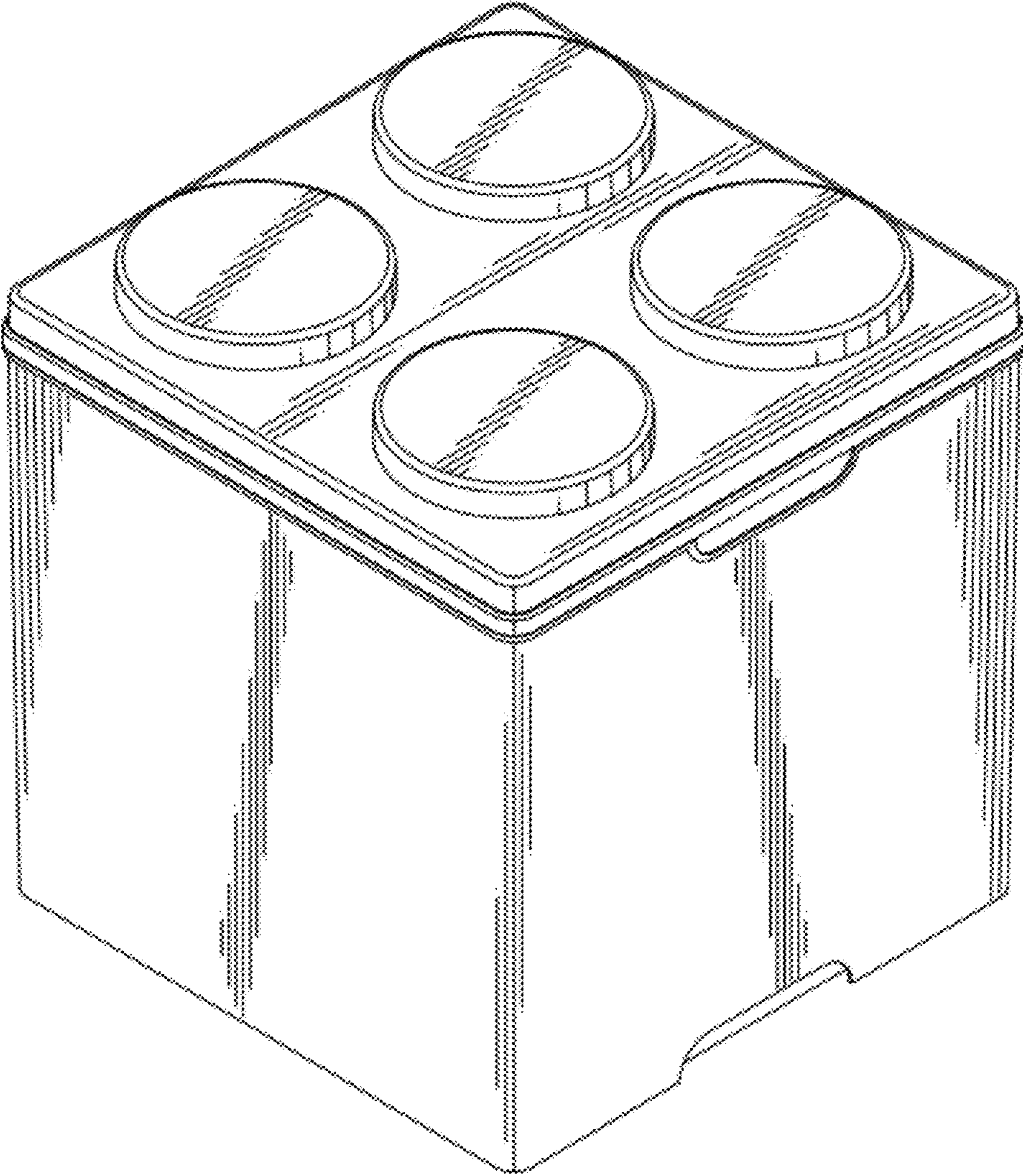


FIG. 1




FIG. 2




FIG. 3




FIG. 4




FIG. 5

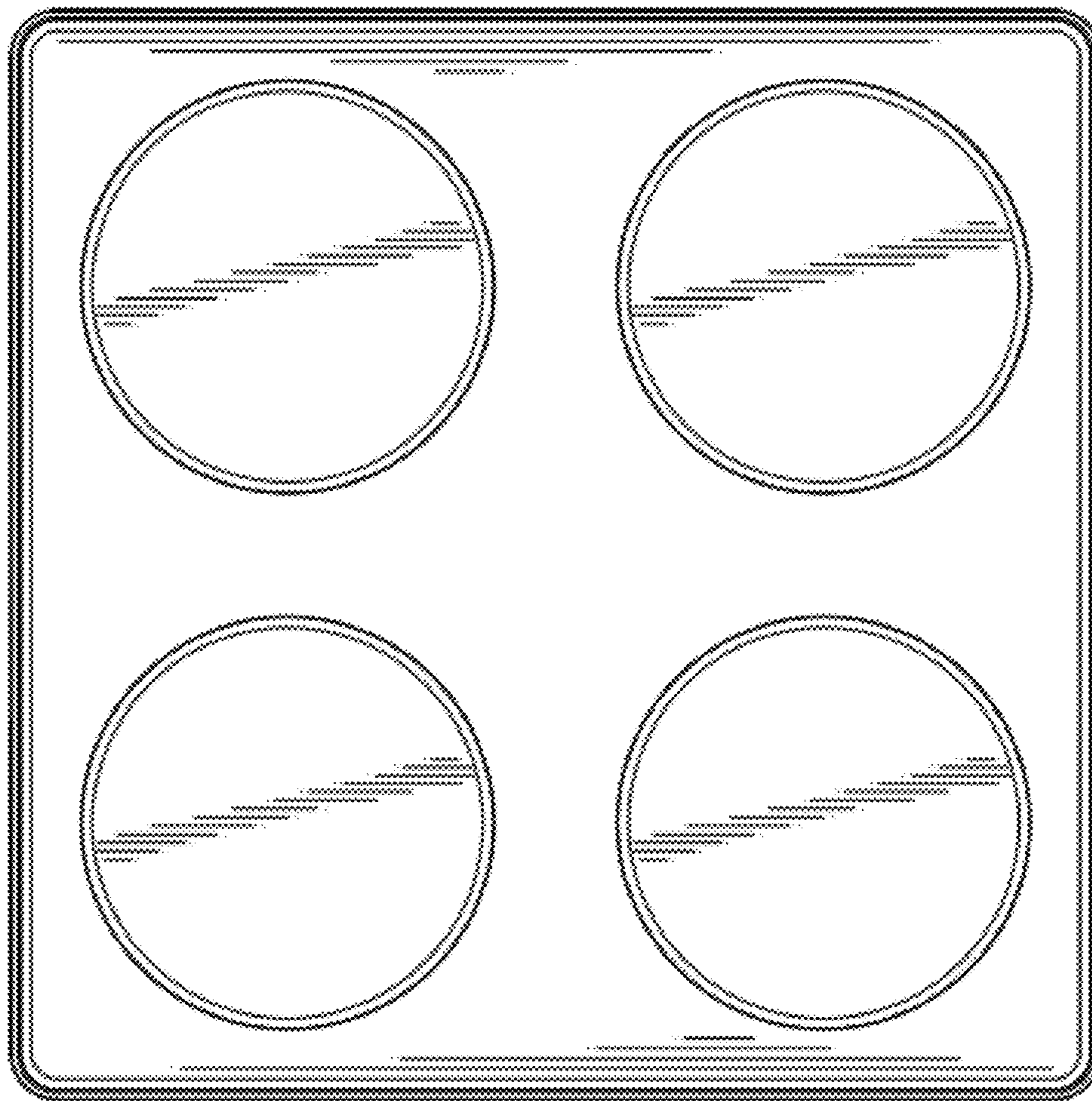


FIG. 6

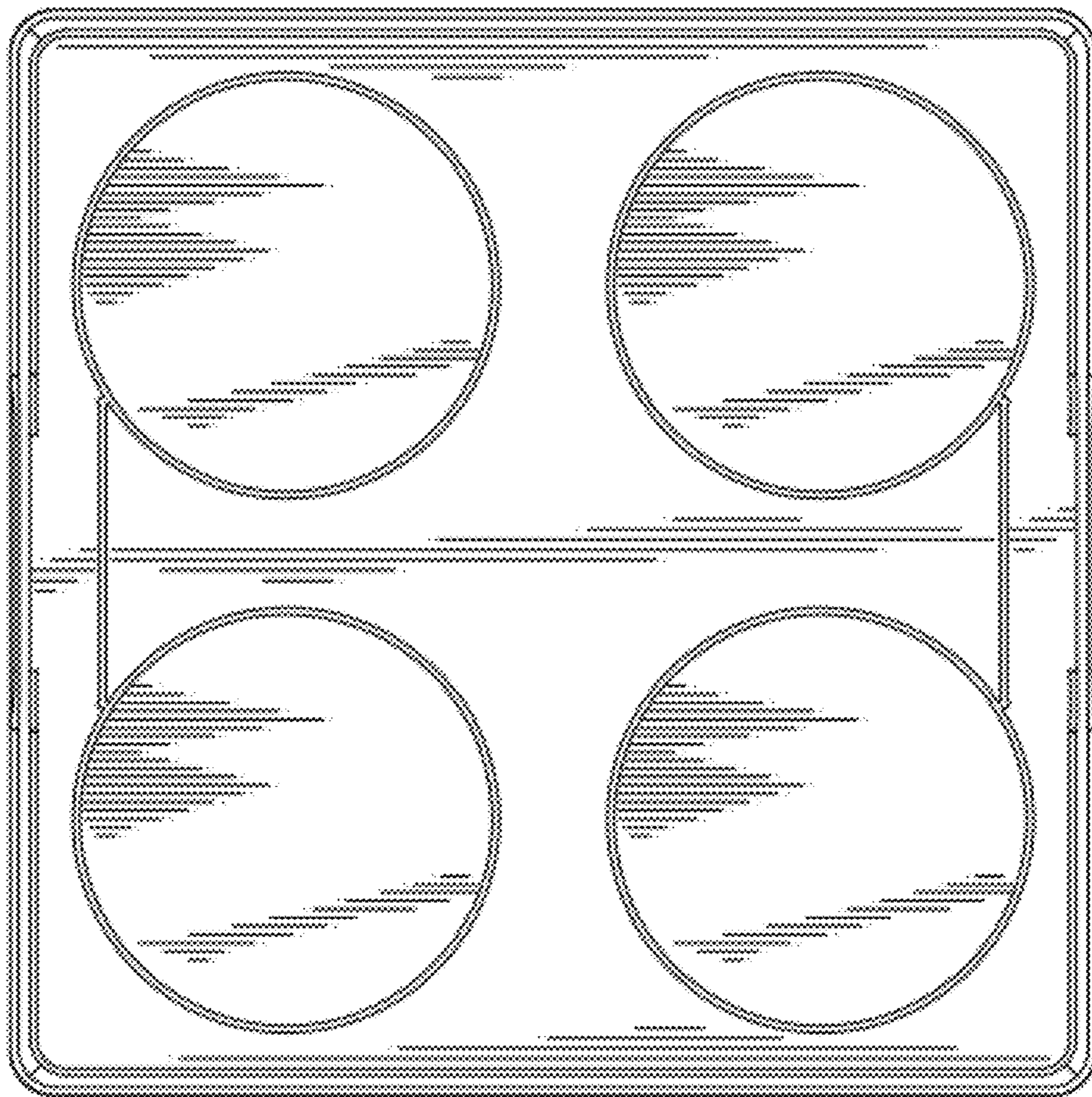


FIG. 7




FIG. 8