

US00D677043S

(12) **United States Design Patent**
Loverin

(10) **Patent No.:** **US D677,043 S**
(45) **Date of Patent:** **** Mar. 5, 2013**

- (54) **FOOTWEAR OUTSOLE**
- (75) Inventor: **Marc Loverin**, Scituate, MA (US)
- (73) Assignee: **SRL, LLC**, Lexington, MA (US)
- (**) Term: **14 Years**
- (21) Appl. No.: **29/406,691**
- (22) Filed: **Nov. 17, 2011**
- (51) **LOC (9) Cl.** **02-04**
- (52) **U.S. Cl.** **D2/960; D2/951; D2/959**
- (58) **Field of Classification Search** D2/896,
D2/902, 906, 908, 916, 918, 925, 943, 944,
D2/946-962, 964, 977; 36/3 B, 22 R, 24.5,
36/25 R, 28, 32 R, 34 R, 59 C, 67 A, 103
See application file for complete search history.

(56) **References Cited**

U.S. PATENT DOCUMENTS

D397,841	S *	9/1998	Munns	D2/902
D397,849	S *	9/1998	Mitsui et al.	D2/954
D429,062	S *	8/2000	Santa	D2/954
6,237,251	B1 *	5/2001	Litchfield et al.	36/25 R
6,354,020	B1 *	3/2002	Kimball et al.	36/29
D475,514	S *	6/2003	Burg et al.	D2/960
D489,881	S *	5/2004	Recchi	D2/954
D504,005	S *	4/2005	Schoenborn et al.	D2/952
D518,279	S *	4/2006	Schoenborn et al.	D2/953
D524,034	S *	7/2006	Hlavacs	D2/977
D541,015	S *	4/2007	Diaz	D2/946
D547,037	S *	7/2007	Nakano	D2/956
D560,336	S *	1/2008	Nakashima	D2/959
7,398,608	B2 *	7/2008	Schoenborn	36/28
7,493,708	B2 *	2/2009	Crowley, Jr.	36/28
D588,791	S *	3/2009	Nelson	D2/957
D599,986	S *	9/2009	Reiss	D2/947
D604,933	S *	12/2009	Anderson	D2/960
D615,741	S *	5/2010	Matis et al.	D2/957
D632,879	S *	2/2011	Merkazy et al.	D2/953
D636,157	S *	4/2011	Nascimento	D2/951
7,954,259	B2 *	6/2011	Antonelli et al.	36/69
D643,605	S *	8/2011	Raysse	D2/951
D650,978	S *	12/2011	Lee	D2/946

D655,489	S *	3/2012	Mahoney	D2/946
D655,897	S *	3/2012	Mahoney	D2/902
8,146,272	B2 *	4/2012	Dukovic et al.	36/59 C
2006/0213088	A1 *	9/2006	Grove et al.	36/100
2008/0052965	A1 *	3/2008	Sato	36/103
2010/0005684	A1 *	1/2010	Nishiwaki et al.	36/28
2010/0242303	A1 *	9/2010	Callahan et al.	36/28
2010/0251565	A1 *	10/2010	Litchfield et al.	36/28
2011/0185590	A1 *	8/2011	Nishiwaki et al.	36/28
2011/0192054	A1 *	8/2011	Wojnar et al.	36/103
2011/0197469	A1 *	8/2011	Nishiwaki et al.	36/28

* cited by examiner

Primary Examiner — T. Chase Nelson

(74) *Attorney, Agent, or Firm* — Warner Norcross & Judd LLP

(57) **CLAIM**

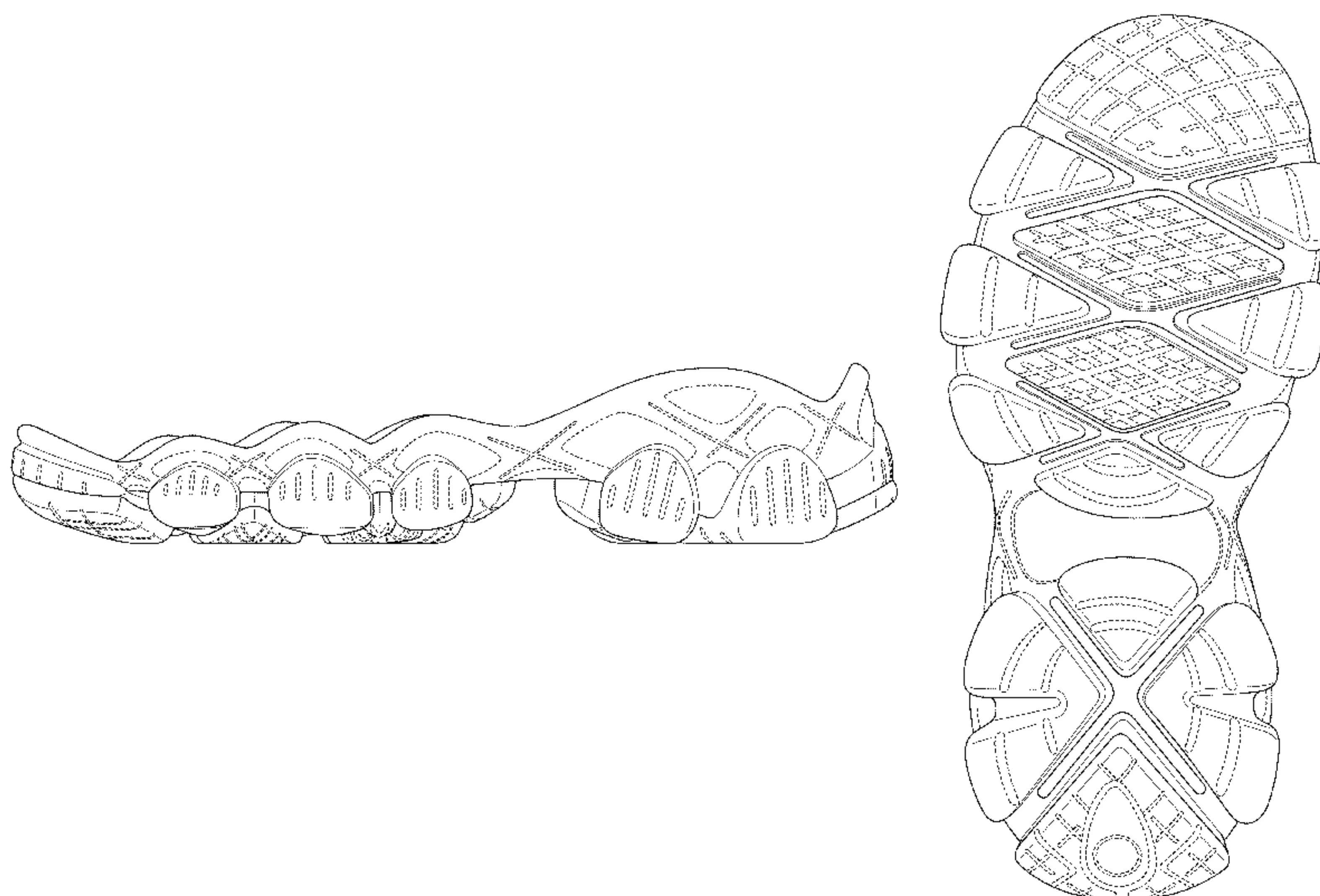
The ornamental design for a footwear outsole, as shown and described.

DESCRIPTION

FIG. 1 is a top perspective view of a footwear outsole, showing my new design;
 FIG. 2 is a bottom perspective view of the footwear outsole of FIG. 1;
 FIG. 3 is a lateral side view of the footwear outsole of FIG. 1;
 FIG. 4 is a medial side view of the footwear outsole of FIG. 1;
 FIG. 5 is a front view of the footwear outsole of FIG. 1;
 FIG. 6 is a rear view of the footwear outsole of FIG. 1;
 FIG. 7 is a top plan view of the footwear outsole of FIG. 1; and,
 FIG. 8 is a bottom plan view of the footwear outsole of FIG. 1.

The drawings show a first embodiment of the design of a footwear outsole for a footwear article suitable for being worn on a right foot. The ornamental design also includes a second embodiment, the views of which are mirror images of the drawings, i.e., the design of a footwear outsole on a footwear article for being worn on a left foot. Portions shown in stippled (dashed) lines do not form part of the design.

1 Claim, 7 Drawing Sheets



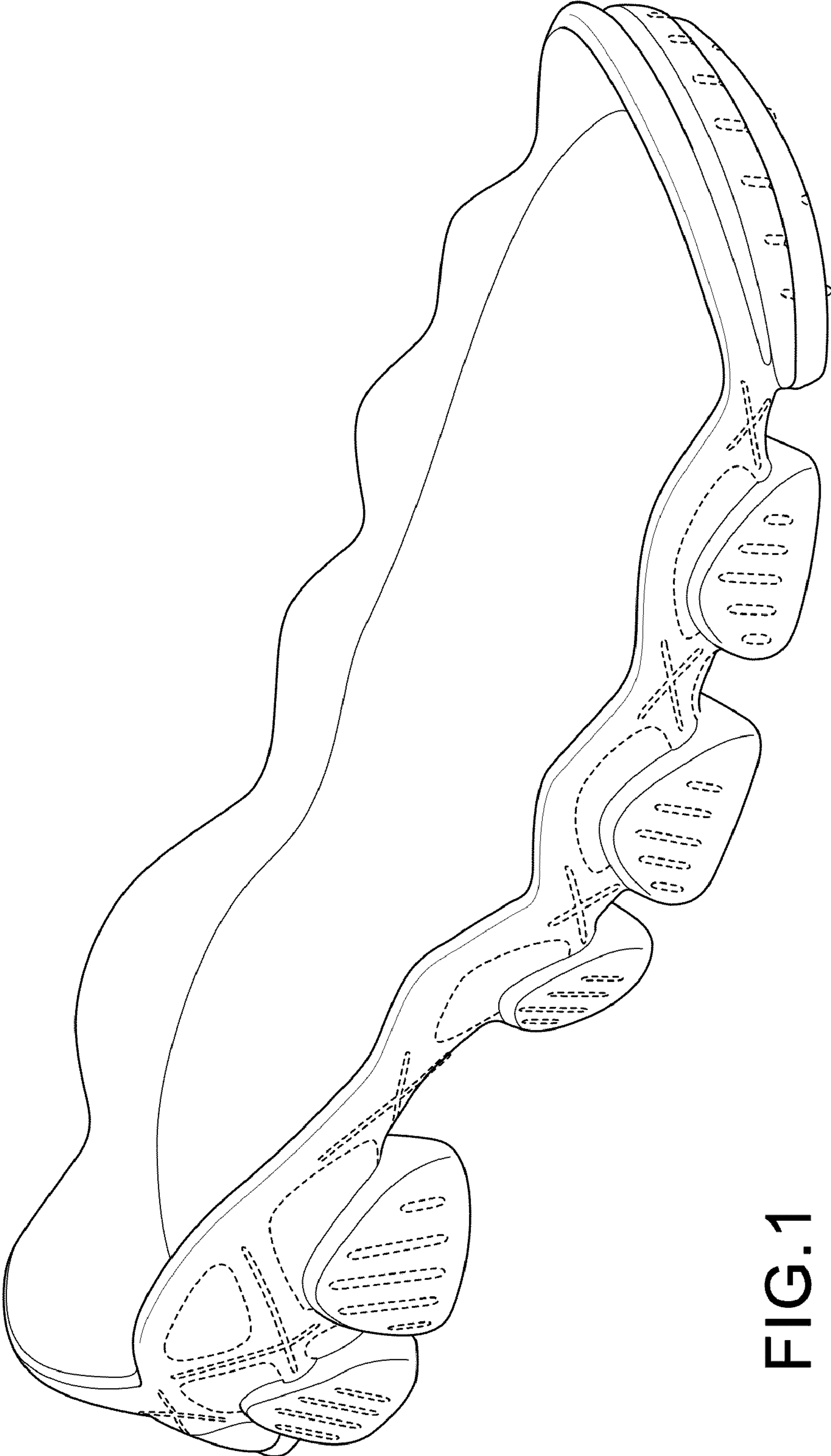


FIG.1

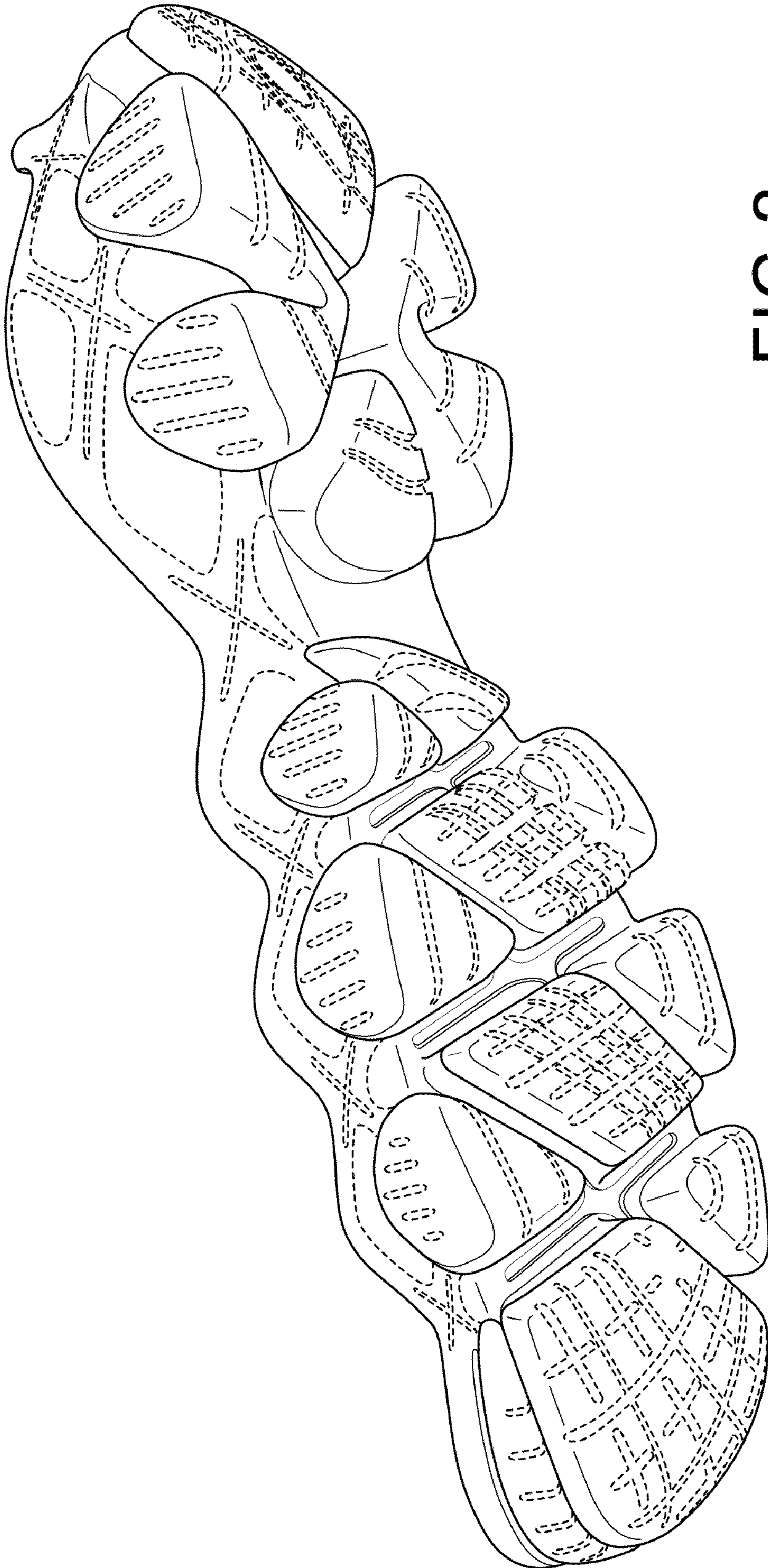


FIG. 2

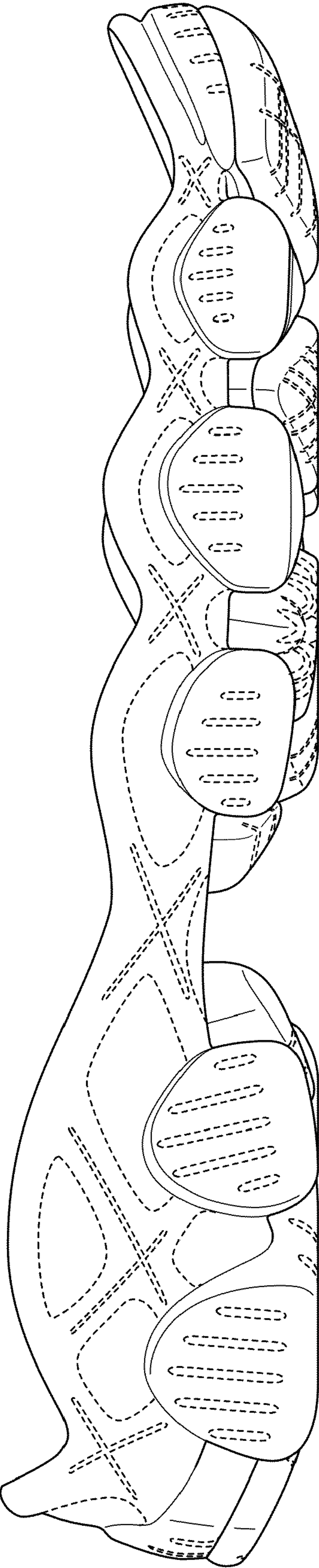


FIG. 3

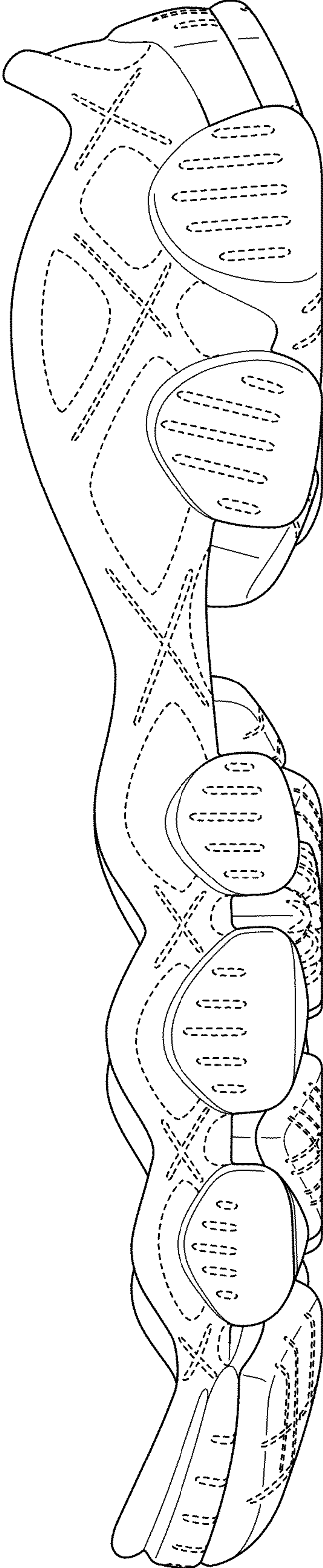


FIG.4

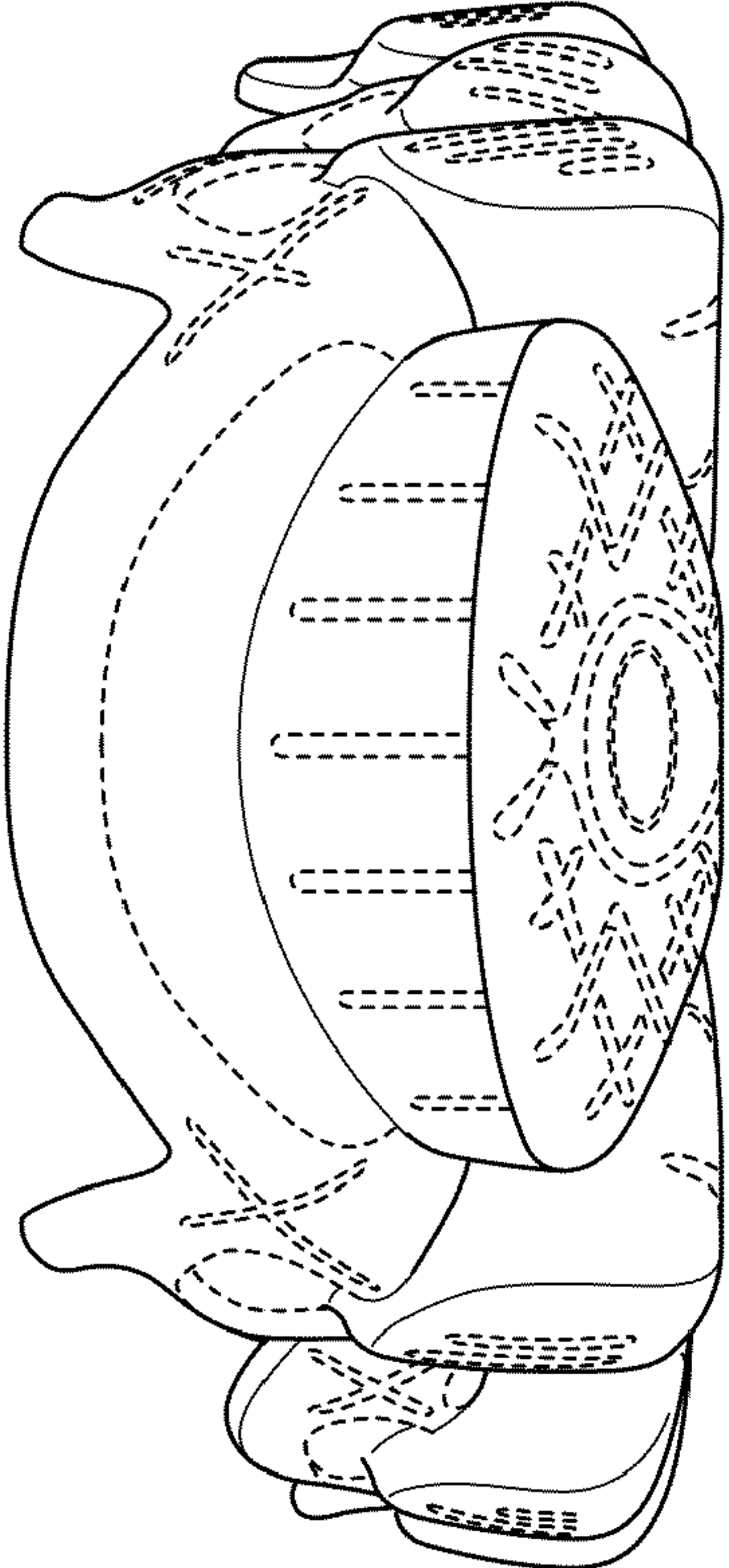


FIG. 6

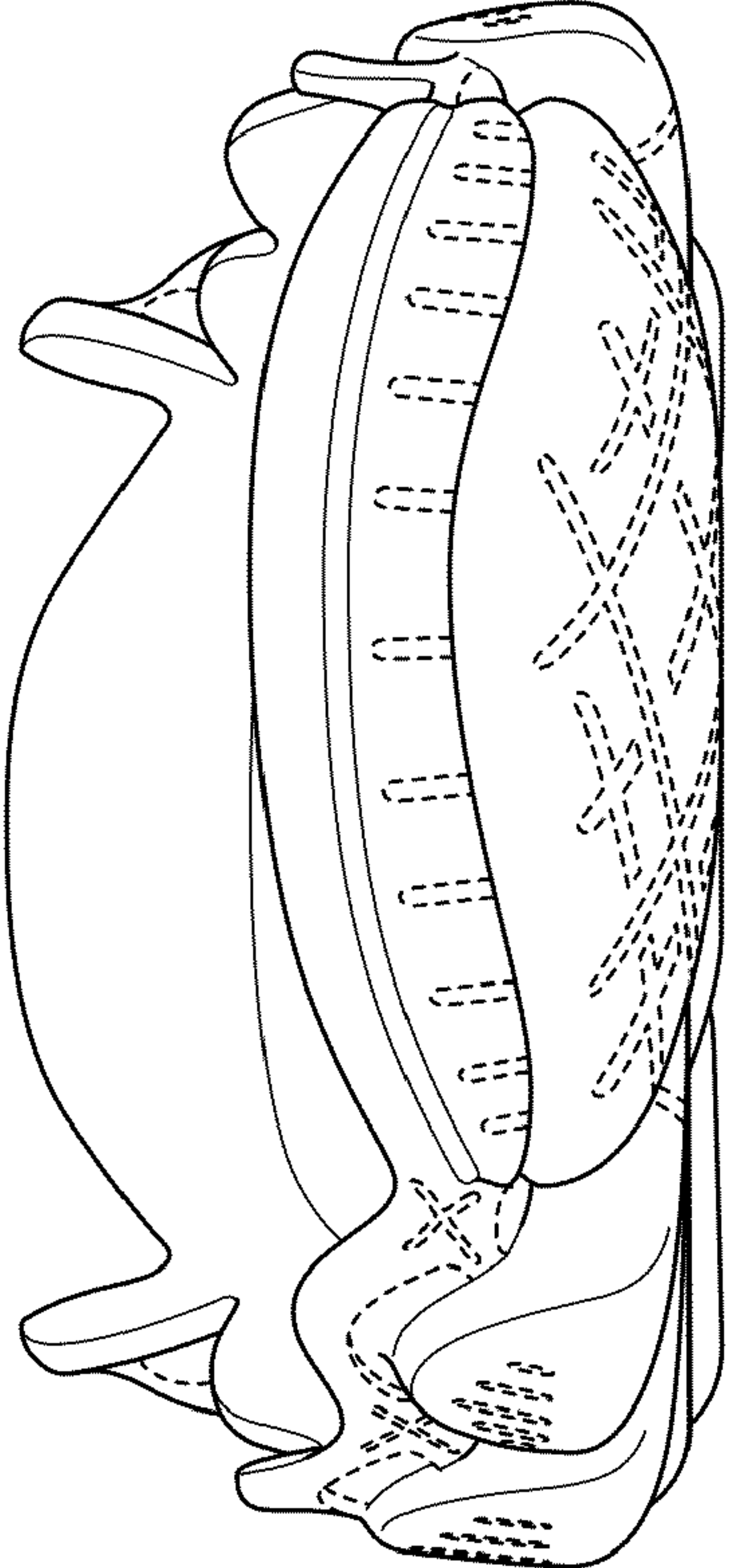


FIG. 5

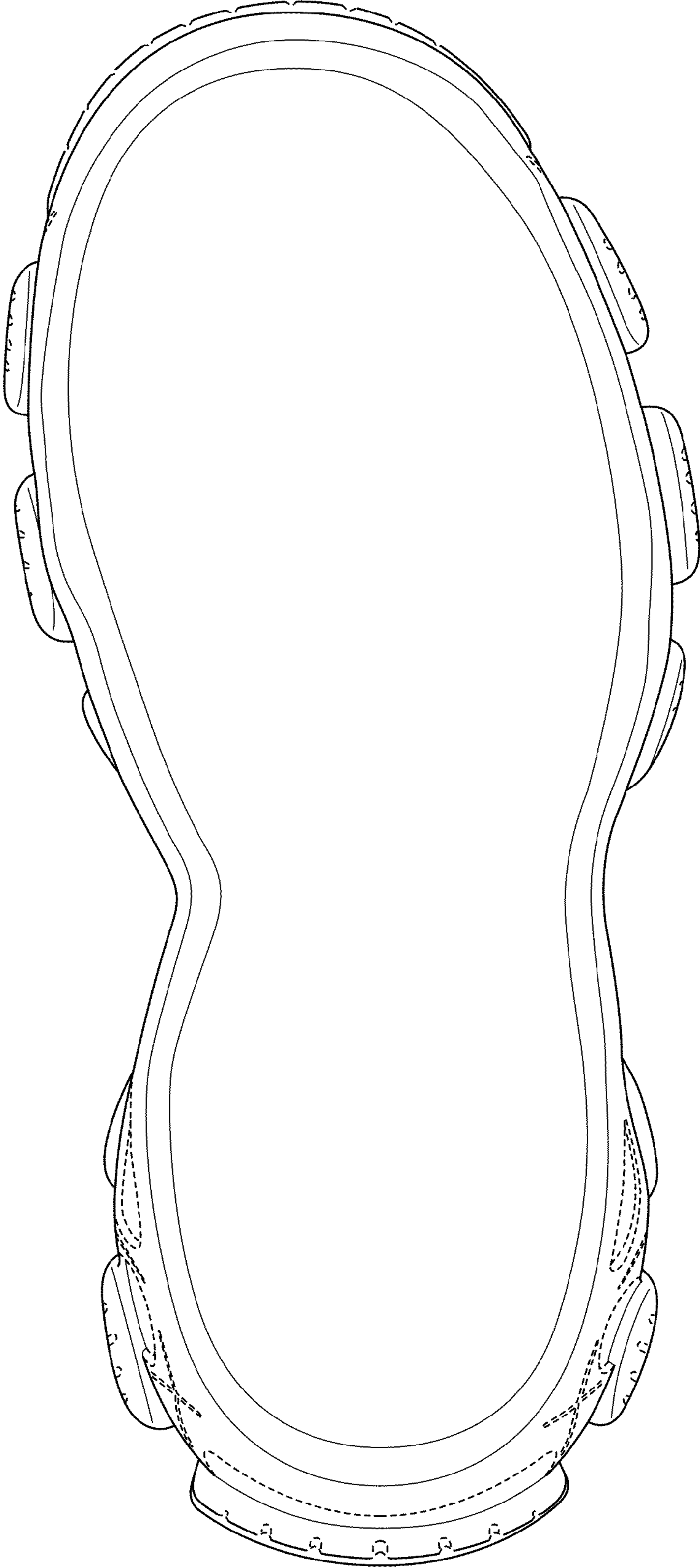


FIG. 7

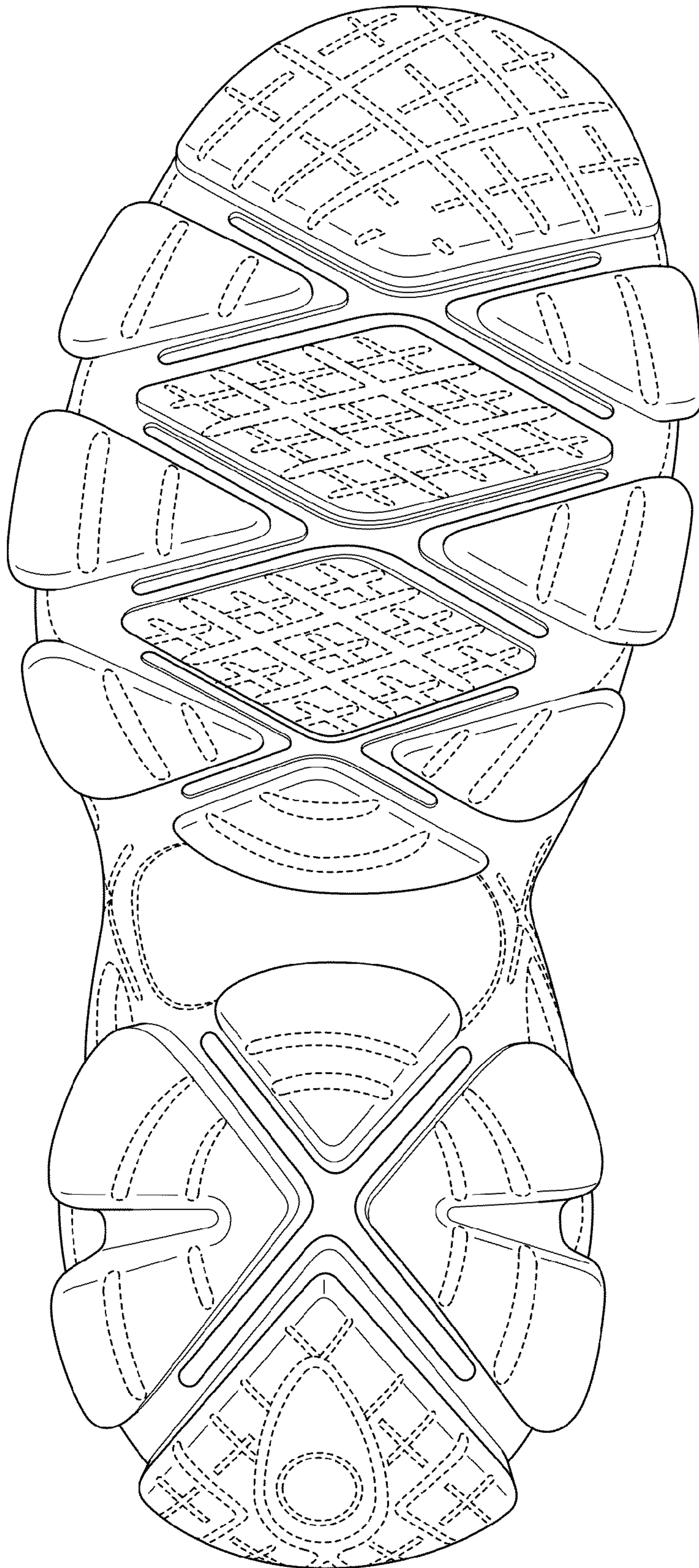


FIG.8