



US00D677030S

(12) **United States Design Patent**
Wessels

(10) **Patent No.:** **US D677,030 S**

(45) **Date of Patent:** **** Feb. 26, 2013**

(54) **CLEANING GLOVE**

(76) **Inventor:** **Carolyn C. Wessels**, Staten Island, NY
(US)

(**) **Term:** **14 Years**

(21) **Appl. No.:** **29/380,738**

(22) **Filed:** **Dec. 10, 2010**

(51) **LOC (9) Cl.** **04-01**

(52) **U.S. Cl.** **D32/43; D28/63**

(58) **Field of Classification Search** D32/40,
D32/43, 35; D28/63; D2/610, 617, 621;
D29/117.1, 117.2; 15/227; 2/159, 161.3-161.8
See application file for complete search history.

D510,164	S *	9/2005	Melton	D32/43
6,984,165	B1 *	1/2006	Fisher	451/36
7,210,171	B2 *	5/2007	Jacobs et al.	2/160
7,287,285	B2 *	10/2007	Jaeger et al.	2/161.1
D560,314	S *	1/2008	VanErmen	D29/117.2
D584,464	S *	1/2009	Suran et al.	D32/40
D593,720	S *	6/2009	Nourian	D32/40
7,823,245	B2 *	11/2010	Firouzman	15/227
7,874,020	B1 *	1/2011	Franklin	2/160
D632,859	S *	2/2011	Firouzman	D32/43
D651,358	S *	12/2011	Bulan et al.	D29/117.1
D653,401	S *	1/2012	Olson et al.	D29/117.1
D657,500	S *	4/2012	Gellis	D29/113
2004/0170671	A1	9/2004	Tao et al.		
2006/0143767	A1 *	7/2006	Yang et al.	2/16
2007/0067932	A1	3/2007	Young et al.		
2010/0024095	A1 *	2/2010	Gellis	2/161.8

* cited by examiner

Primary Examiner — John Windmuller

(56) **References Cited**

U.S. PATENT DOCUMENTS

D155,457	S *	10/1949	Sidnell	D29/117.2
D169,047	S *	3/1953	Sebrell	D29/117.1
2,873,450	A *	2/1959	Brodeur, Jr.	2/167
D205,925	S *	10/1966	Whitcraft	D29/117.1
D235,175	S *	5/1975	Berger et al.	D29/117.1
D268,968	S *	5/1983	Sami	D29/117.1
D310,133	S *	8/1990	Chen et al.	D29/117.1
D349,373	S *	8/1994	Marley	D32/43
5,692,242	A *	12/1997	Tekerman et al.	2/161.1
D398,086	S *	9/1998	Ferdenzi	D30/158
5,956,770	A *	9/1999	Dennis	2/160
6,016,571	A *	1/2000	Guzman et al.	2/167
6,018,837	A *	2/2000	Andreu	15/118
6,041,438	A *	3/2000	Kirkwood	2/161.1
6,098,234	A *	8/2000	Jackson, Jr.	15/118
D446,368	S *	8/2001	Pizarro	D32/43
D459,859	S *	7/2002	Poteat	D2/617
D479,972	S *	9/2003	Cueto	D8/90
D500,910	S *	1/2005	Akagi	D2/617
D502,579	S *	3/2005	Honermann	D32/40

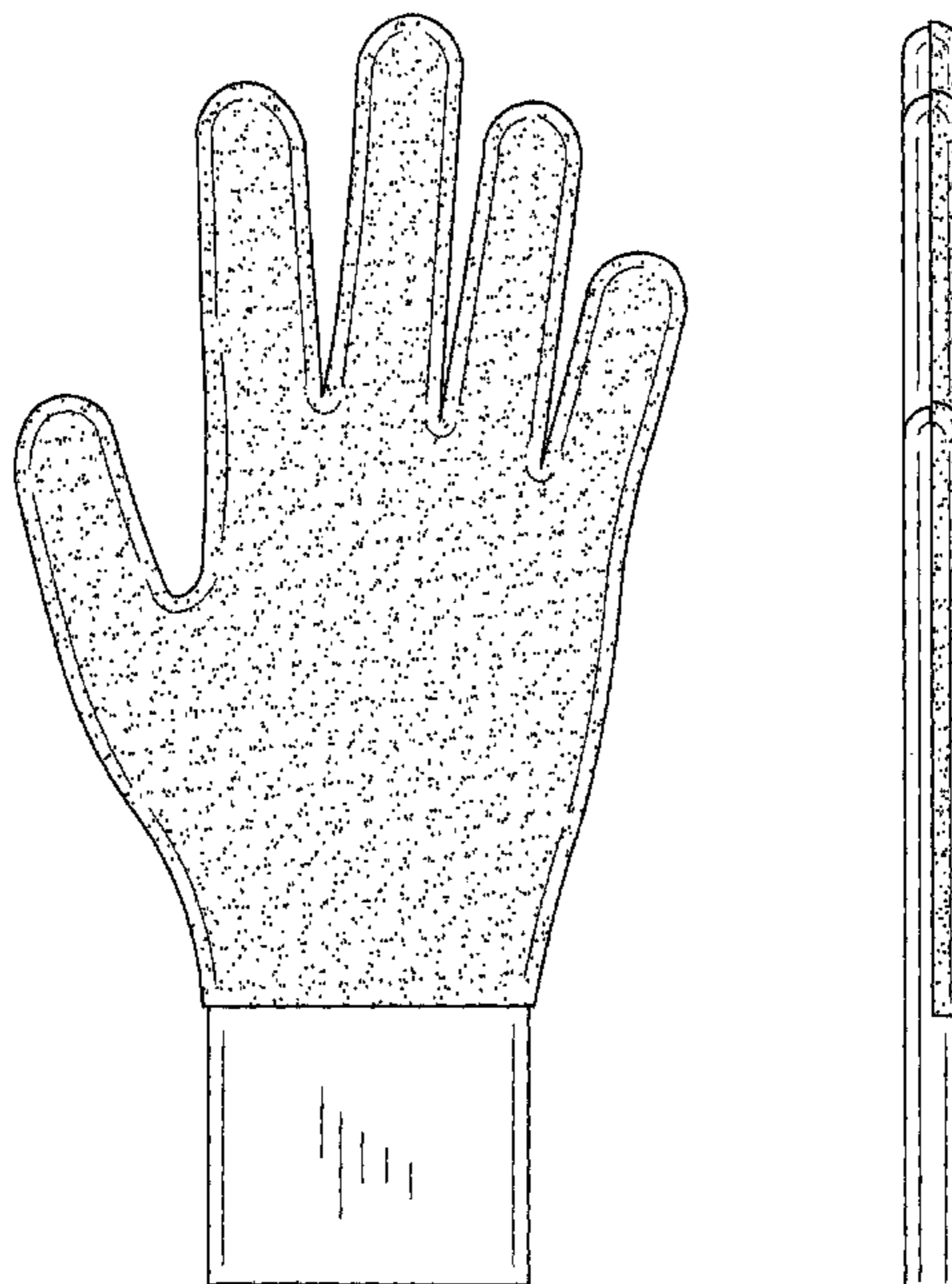
(57) **CLAIM**

The ornamental design for a cleaning glove, as shown and described.

DESCRIPTION

FIG. 1 is a front elevation view of a cleaning glove showing my new design;
FIG. 2 is a rear elevation view of the cleaning glove;
FIG. 3 is a right side elevation view of the cleaning glove;
FIG. 4 is a left side elevation view of the cleaning glove;
FIG. 5 is a top plan view of the cleaning glove; and,
FIG. 6 is a bottom plan view of the cleaning glove. The dot-dash line represents a boundary between claimed and unclaimed areas. The phantom lines showing the interior of the glove depict environment only and form no part of the claimed design.

1 Claim, 4 Drawing Sheets



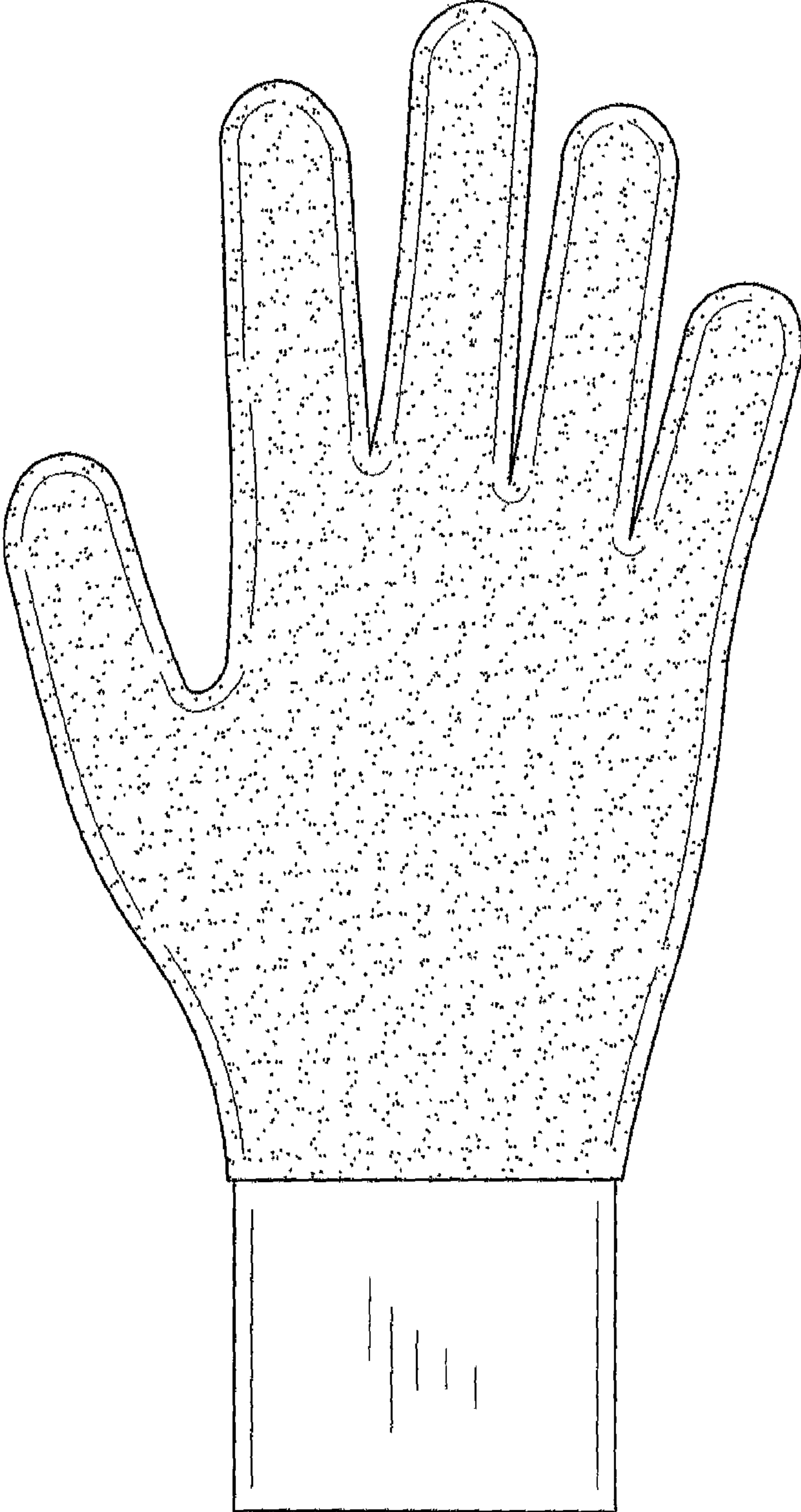


FIG. 1




FIG. 2



FIG. 3



FIG. 4



FIG. 5



FIG. 6