

US00D677023S

(12) **United States Design Patent**
Borjesson

(10) **Patent No.:** **US D677,023 S**

(45) **Date of Patent:** **** Feb. 26, 2013**

(54) **DISHWASHER**

(75) **Inventor:** **Per Borjesson, Porcia (IT)**

(73) **Assignee:** **Electrolux Home Products Corporation N.V. (BE)**

(**) **Term:** **14 Years**

(21) **Appl. No.:** **29/409,843**

(22) **Filed:** **Dec. 29, 2011**

(30) **Foreign Application Priority Data**

Jun. 29, 2011 (EM) 001884362

(51) **LOC (9) Cl.** **15-05**

(52) **U.S. Cl.** **D32/2**

(58) **Field of Classification Search** D32/1,
D32/2, 3, 28; 134/56 D, 57 D, 58 D, 58 DL,
134/201; 312/31; D7/348, 349, 405; 68/212
See application file for complete search history.

(56) **References Cited**

U.S. PATENT DOCUMENTS

D179,403 S *	12/1956	Wilson	D7/406
D196,982 S *	11/1963	Doman	D32/3
D218,116 S *	7/1970	Crispell	D32/2
D380,883 S *	7/1997	Katz et al.	D32/25
D385,071 S	10/1997	Hughes et al.		
D418,952 S *	1/2000	Roberts	D32/3
6,138,693 A *	10/2000	Matz	134/57 D
D438,677 S *	3/2001	Roberts	D32/3
D441,149 S	4/2001	Bournay, Jr. et al.		
D441,150 S	4/2001	Bournay, Jr. et al.		
D493,583 S *	7/2004	Kaczmarek	D32/3
D495,104 S *	8/2004	Kaczmarek	D32/3
D511,031 S *	10/2005	Ott et al.	D32/3
D530,048 S	10/2006	Knochner		

D530,460 S	10/2006	Knochner		
D533,691 S	12/2006	Knochner		
D539,994 S	4/2007	Pezzetta et al.		
D561,414 S *	2/2008	Cline et al.	D32/28
D580,460 S	11/2008	Crookshanks		
D618,404 S	6/2010	Jenkins et al.		
D622,914 S	8/2010	Crookshanks et al.		
D622,915 S	8/2010	Crookshanks et al.		
D625,475 S *	10/2010	Kim et al.	D32/3
D630,804 S *	1/2011	Ott	D32/3
D633,664 S	3/2011	Jenkins et al.		
D640,029 S *	6/2011	Barnes et al.	D34/18
D640,843 S	6/2011	Benold		
D640,844 S	6/2011	Benold		
D642,751 S *	8/2011	Jenkins et al.	D32/3
D645,621 S *	9/2011	Jenkins et al.	D32/3
D653,821 S *	2/2012	Grobleben et al.	D32/3

* cited by examiner

Primary Examiner — T. Chase Nelson

Assistant Examiner — Kathleen M Sims

(74) *Attorney, Agent, or Firm* — Banner & Witcoff, Ltd.


(57) **CLAIM**

The ornamental design for a dishwasher, as shown and described.

DESCRIPTION

FIG. 1 is a perspective view of a dishwasher showing my new design;
FIG. 2 is a front view thereof;
FIG. 3 is a right side view thereof;
FIG. 4 is a left side view thereof; and,
FIG. 5 is a top view thereof.
The broken line showing of features on the bottom and rear of the dishwasher are for environmental purposes only and forms no part of the claimed design.

1 Claim, 5 Drawing Sheets



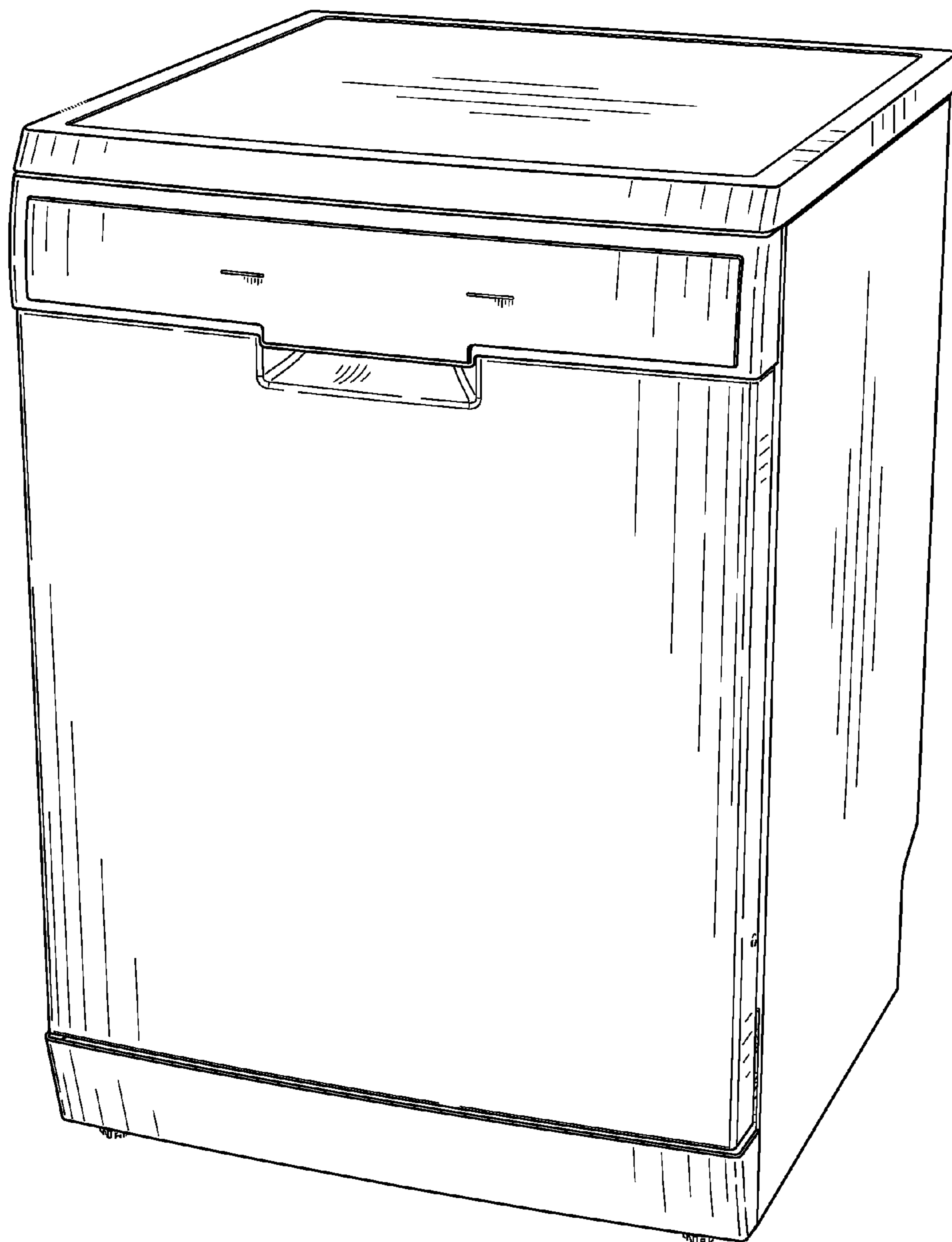


FIG. 1

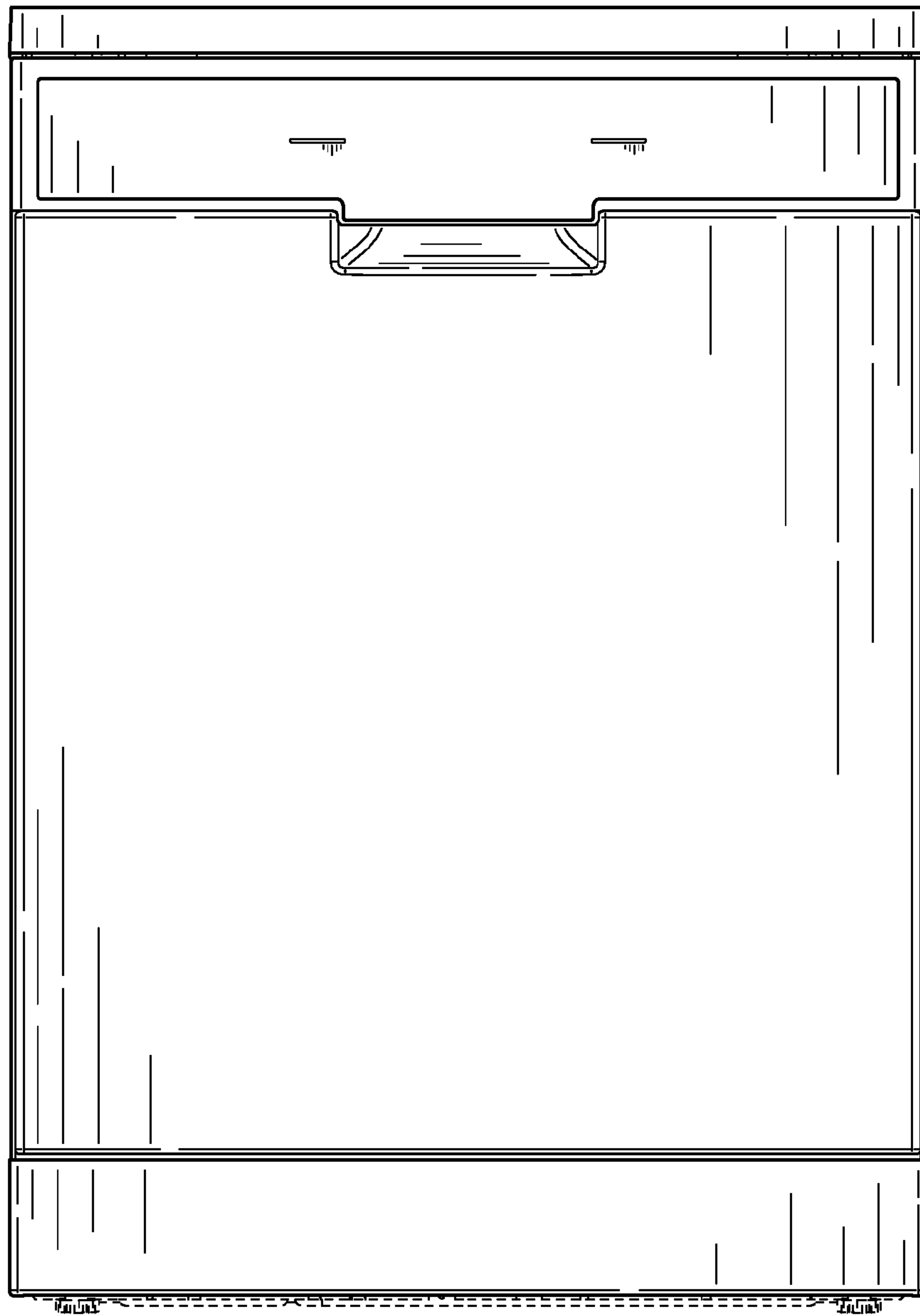


FIG. 2

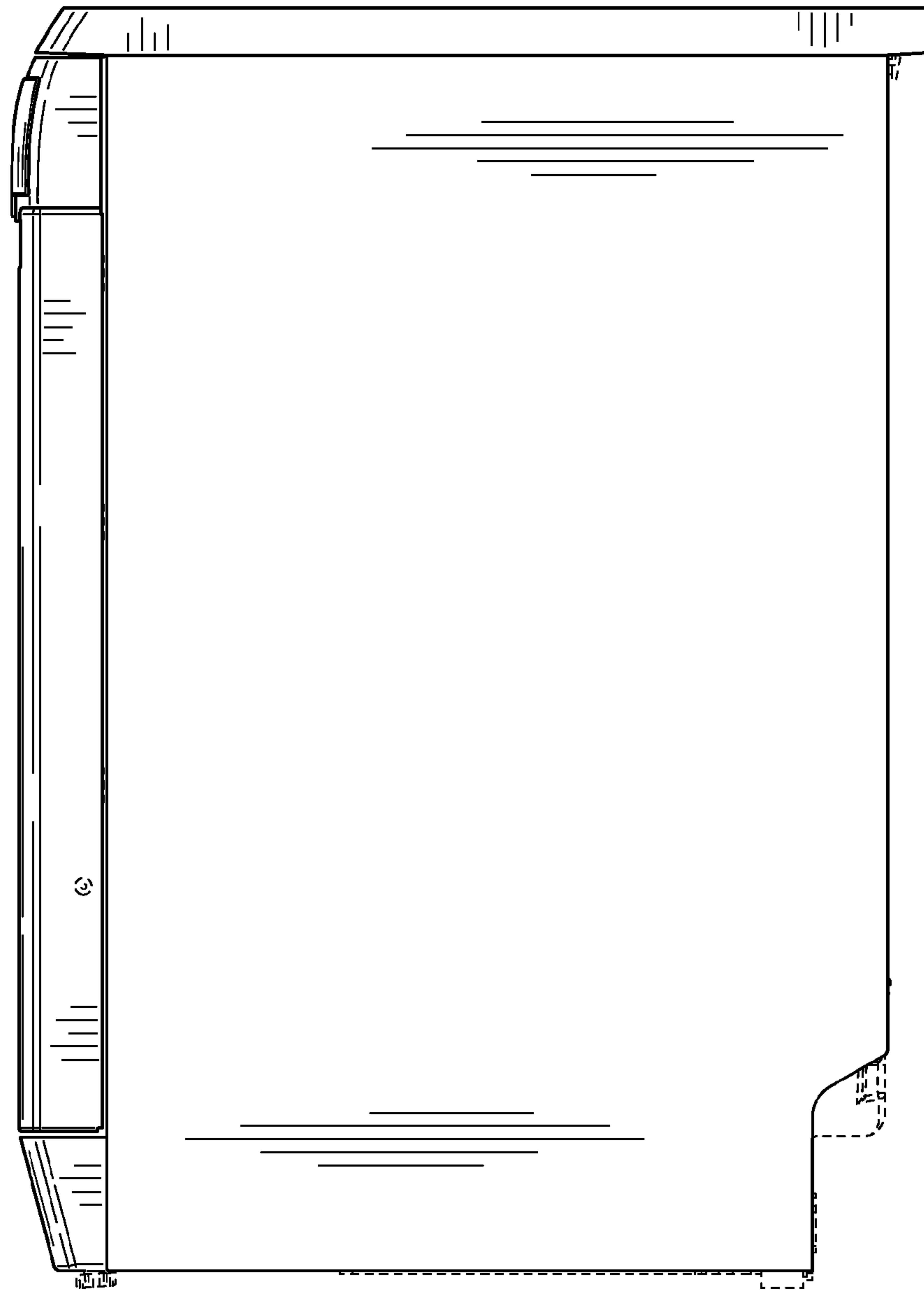


FIG. 3




FIG. 4




FIG. 5