



US00D677006S

(12) **United States Design Patent**
Pfanner et al.

(10) **Patent No.:** **US D677,006 S**

(45) **Date of Patent:** **** Feb. 26, 2013**

(54) **PROTECTIVE HELMET**

(76) Inventors: **Anton Pfanner**, Hohenems (AT);
Martin Greber, Goetzis (AT)

(**) Term: **14 Years**

(21) Appl. No.: **29/383,170**

(22) Filed: **Jan. 13, 2011**

(30) **Foreign Application Priority Data**

Jul. 13, 2010 (EP) 001731167-0001

(51) **LOC (9) Cl.** **02-03**

(52) **U.S. Cl.** **D29/102**

(58) **Field of Classification Search** D29/102-107,
D29/122; 2/421, 423-425, 6.3, 6.5-6.7,
2/411, 413, 414, 5, 427, 428, 9, 173, 206,
2/209.13, 205, 909, 417; 446/27; D2/872,
D2/873, 869

See application file for complete search history.

(56) **References Cited**

U.S. PATENT DOCUMENTS

D452,941	S	*	1/2002	Ho	D29/102
D452,942	S	*	1/2002	Ho	D29/102
D481,171	S	*	10/2003	Ho	D29/102
D508,150	S	*	8/2005	Martin	D29/102
D535,059	S	*	1/2007	Lam	D29/102
D556,951	S	*	12/2007	Gath	D29/122
D572,865	S	*	7/2008	Baker	D29/102
D655,048	S	*	2/2012	Moeller et al.	D29/102

* cited by examiner

Primary Examiner — Ruth McInroy

(74) *Attorney, Agent, or Firm* — Sand & Sebolt



(57) **CLAIM**

We claim the ornamental design for a protective helmet, as shown and described.

DESCRIPTION

FIG. 1 is a left side view of a protective helmet showing our new design;
FIG. 2 is a front view thereof;
FIG. 3 is a right side view thereof;
FIG. 4 is a rear view thereof; and,
FIG. 5 is a top view thereof.

1 Claim, 5 Drawing Sheets






FIG-1



FIG-2




FIG-3

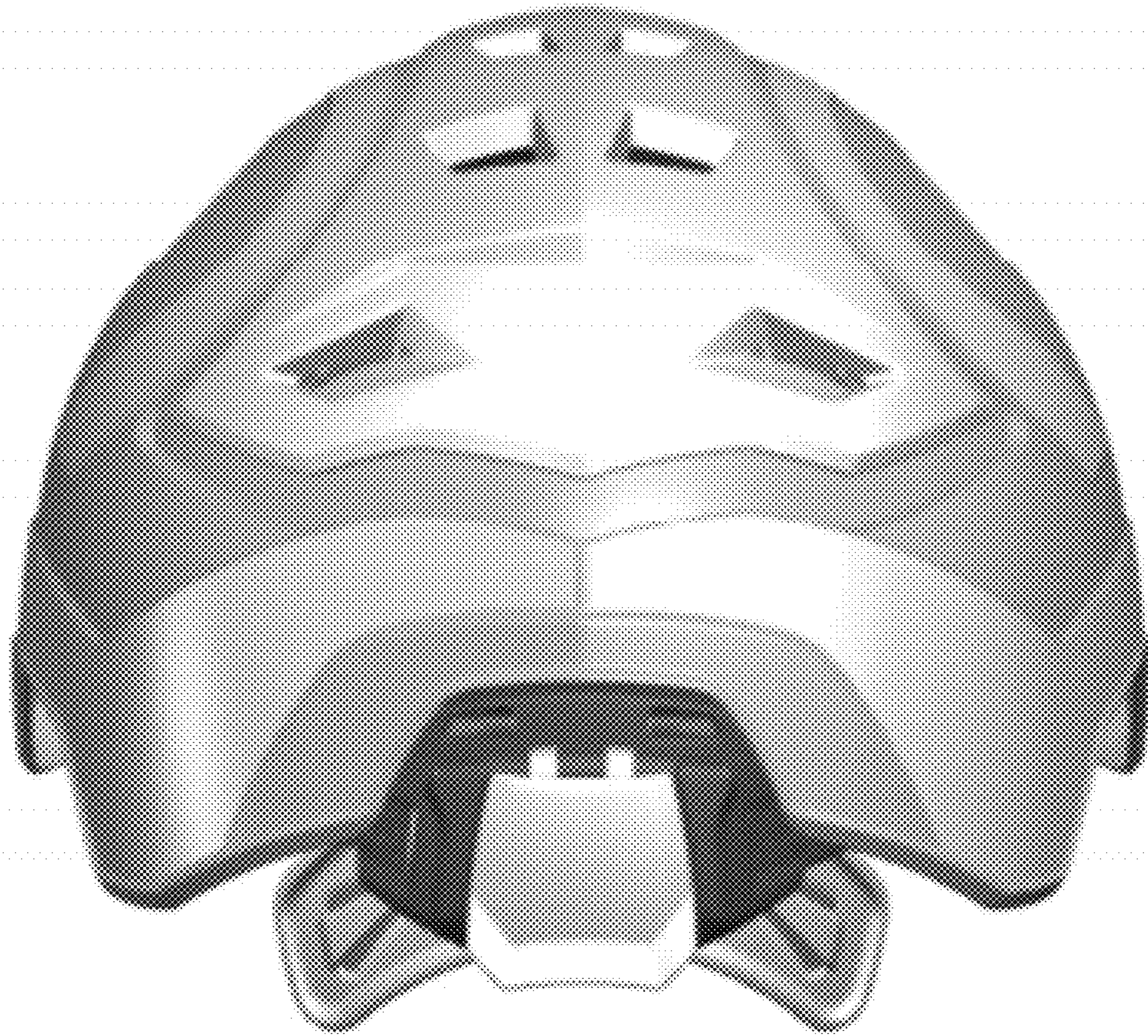


FIG-4




FIG-5