



US00D676994S

(12) **United States Design Patent**
Lee

(10) **Patent No.:** **US D676,994 S**

(45) **Date of Patent:** **** Feb. 26, 2013**

(54) **FLASHLIGHT**

(76) Inventor: **Pamela Lee**, West Covina, CA (US)

(**) Term: **14 Years**

(21) Appl. No.: **29/419,335**

(22) Filed: **Apr. 26, 2012**

(51) **LOC (9) Cl.** **26-02**

(52) **U.S. Cl.** **D26/49**

(58) **Field of Classification Search** D26/49,
D26/37, 38, 36; 362/157, 158, 184, 194,
362/196-208

See application file for complete search history.

(56) **References Cited**

U.S. PATENT DOCUMENTS

D240,321 S *	6/1976	Rousseau	D26/49
D316,302 S *	4/1991	Douthitt	D26/46
D403,451 S *	12/1998	Ting	D26/37
D403,737 S *	1/1999	Howe et al.	D22/139
D491,305 S *	6/2004	Copeland	D26/49
D578,687 S *	10/2008	Hong	D26/37

D599,045 S *	8/2009	Castellucci et al.	D26/37
D621,080 S *	8/2010	Chen	D26/49
D645,181 S *	9/2011	Garcia et al.	D26/49

* cited by examiner

Primary Examiner — Ian Simmons

Assistant Examiner — Carissa C Fitts

(74) *Attorney, Agent, or Firm* — QuickPatents; Kevin Prince

(57) **CLAIM**

I claim the ornamental design for a flashlight, as shown and described.

DESCRIPTION

FIG. 1 is a top perspective view of a flashlight, showing my new design;

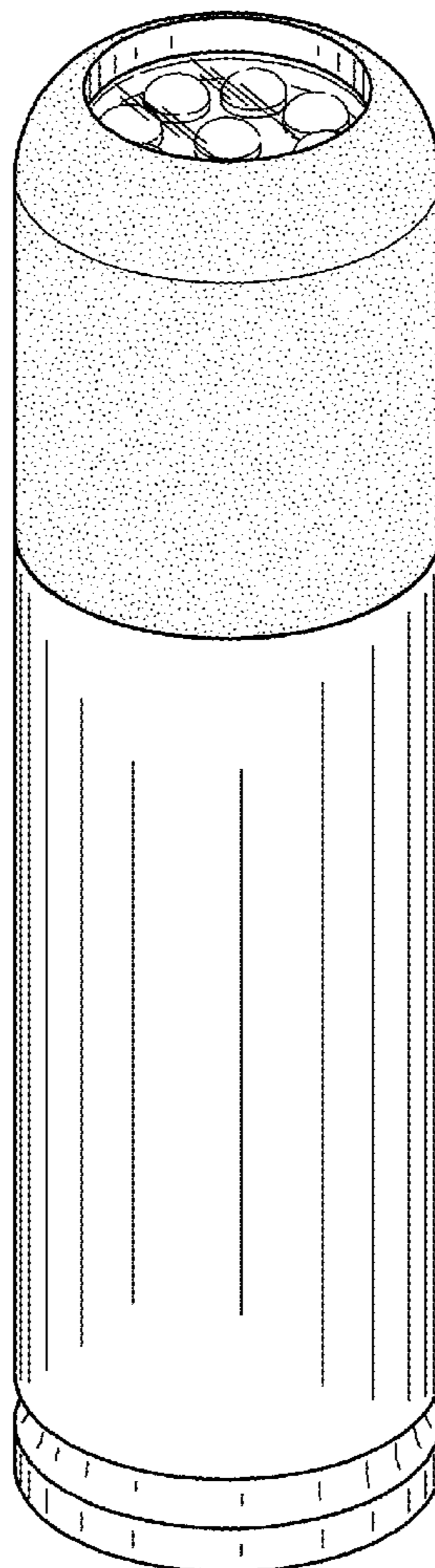
FIG. 2 is a bottom perspective view thereof;

FIG. 3 is a front elevational view thereof, the rear elevational view, left-side elevational view, and right-side elevational views all being identical thereto;

FIG. 4 is a top plan view thereof; and,

FIG. 5 is a bottom plan view thereof.

1 Claim, 2 Drawing Sheets



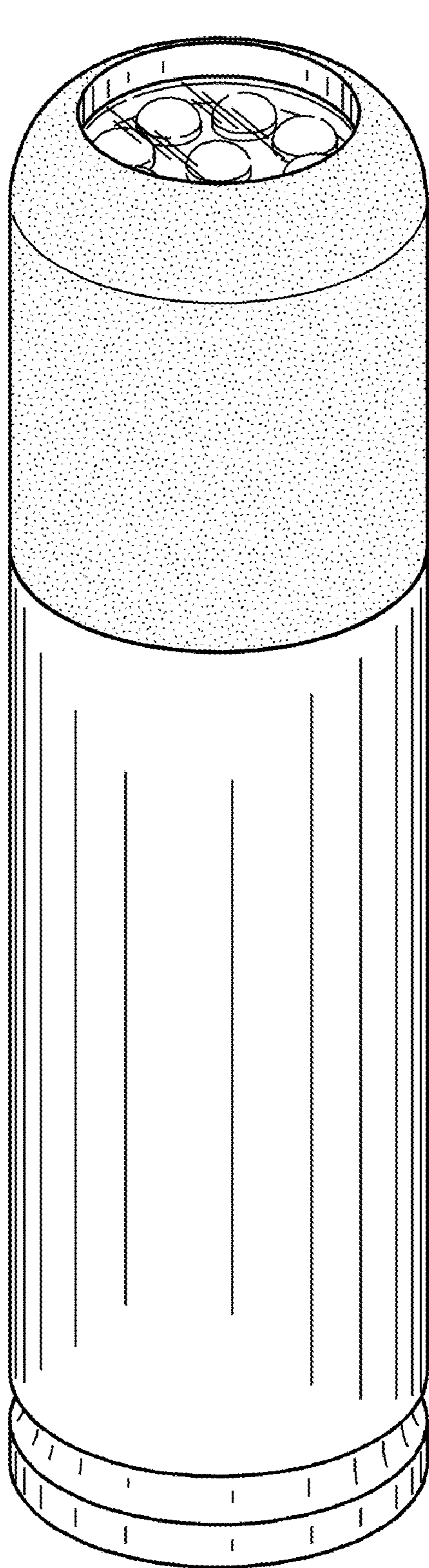


FIG. 1

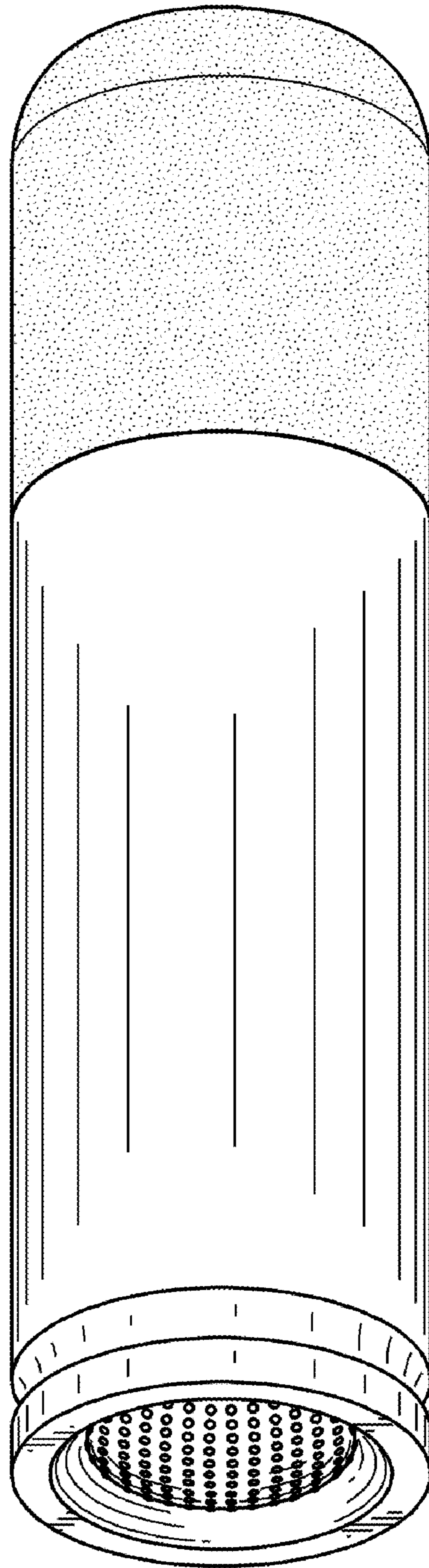


FIG. 2

FIG. 3

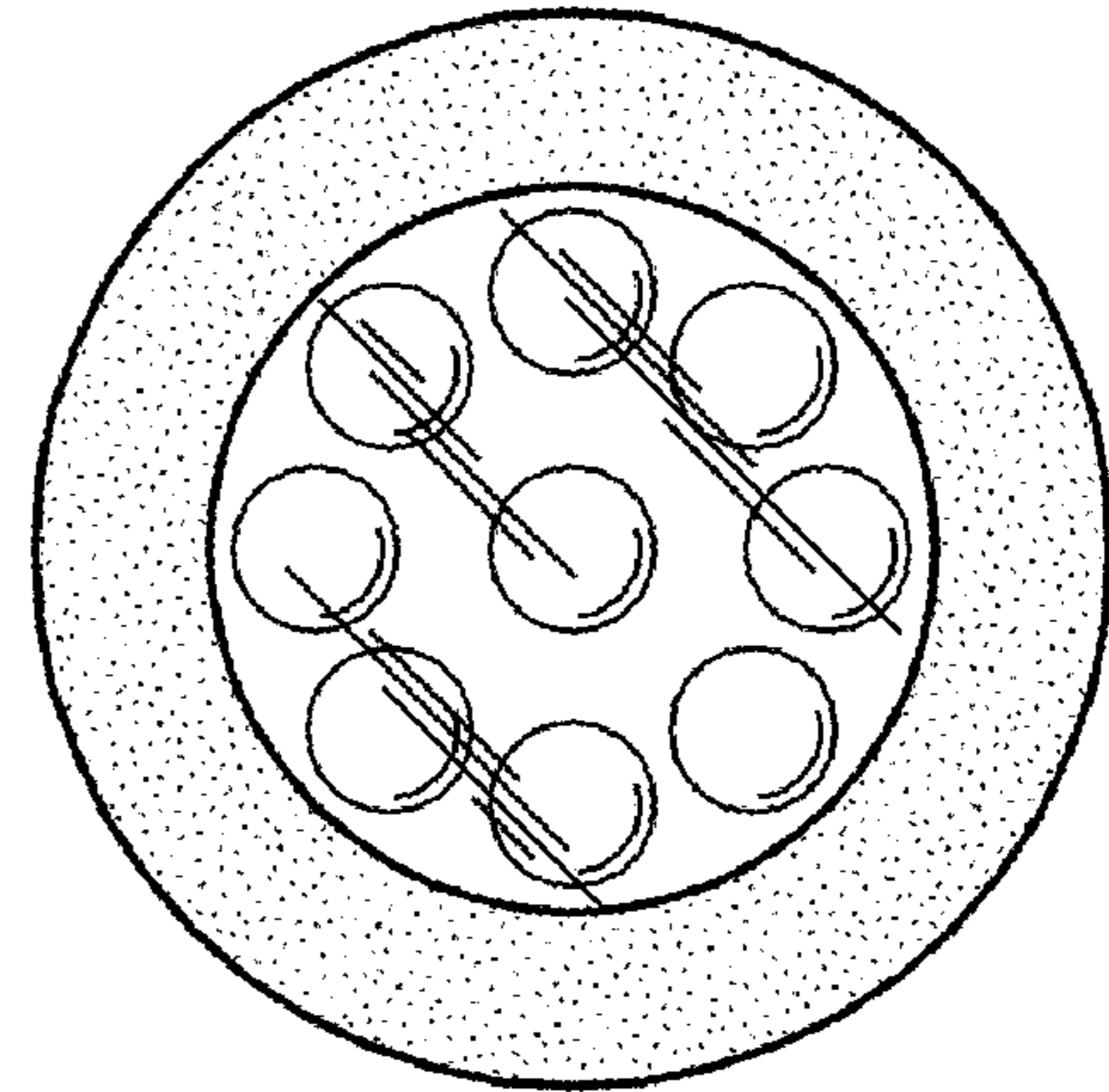
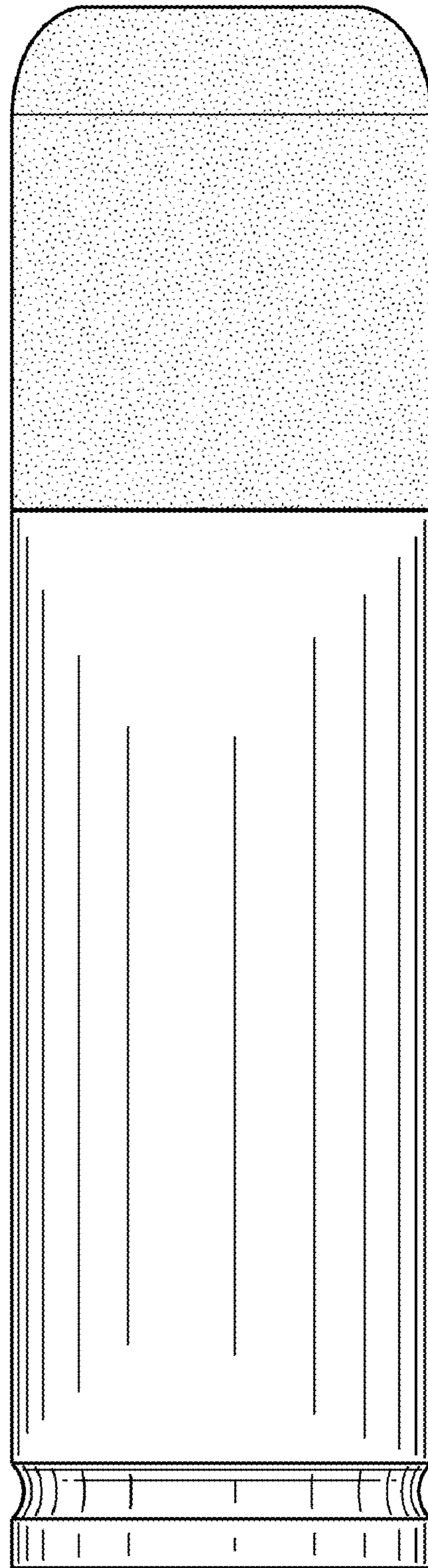


FIG. 4

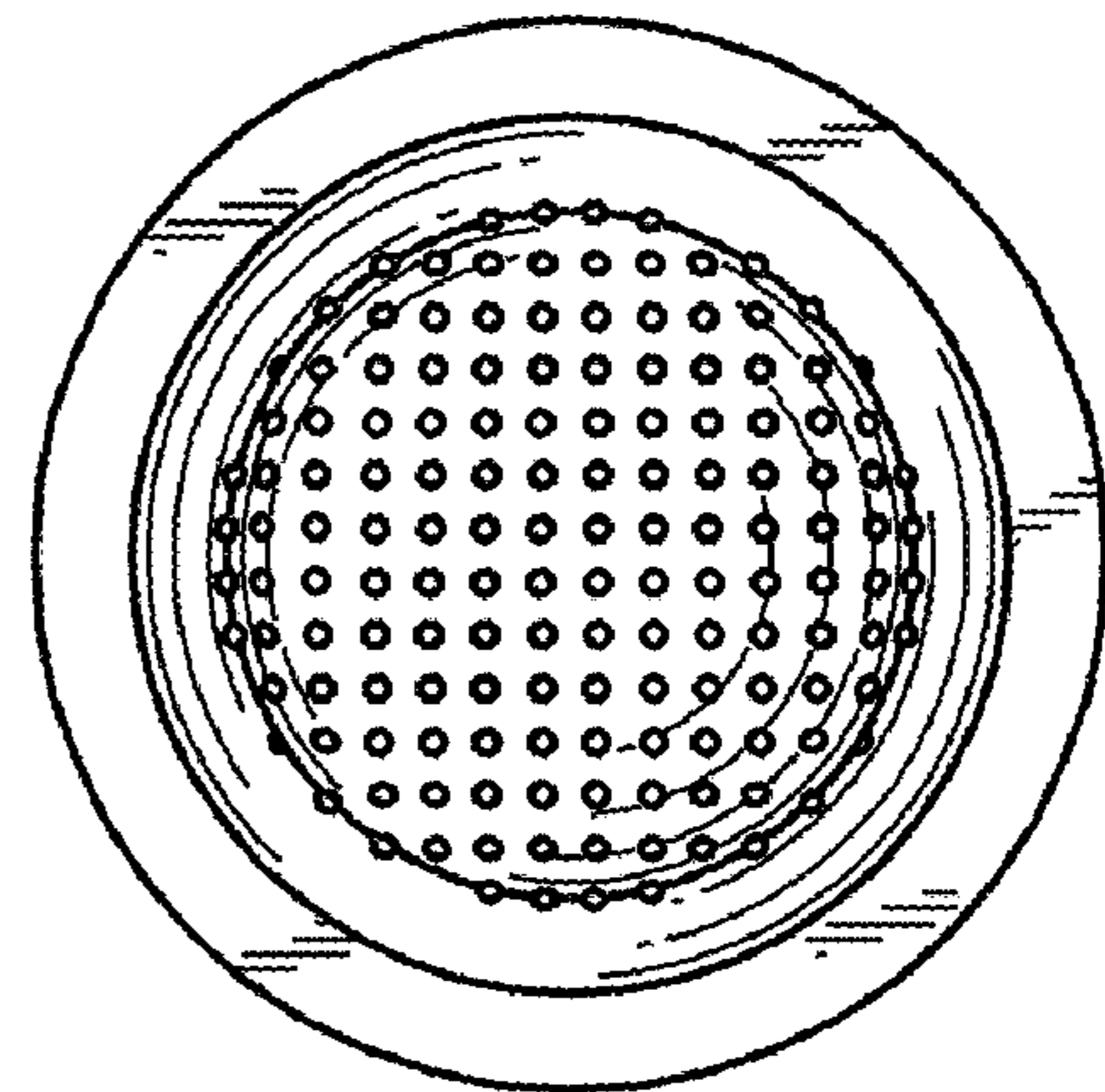


FIG. 5