



US00D676978S

(12) **United States Design Patent**  
**Paxton**

(10) **Patent No.:** **US D676,978 S**

(45) **Date of Patent:** **\*\* Feb. 26, 2013**

(54) **DOOR FACING**

(75) Inventor: **David Paxton**, Doncaster (GB)

(73) Assignee: **Masonite Corporation**, Tampa, FL (US)

(\*\*) Term: **14 Years**

(21) Appl. No.: **29/429,076**

(22) Filed: **Aug. 7, 2012**

**Related U.S. Application Data**

(63) Continuation of application No. 29/394,981, filed on Jun. 23, 2011, now Pat. No. Des. 665,101.

(51) **LOC (9) Cl.** ..... **25-02**

(52) **U.S. Cl.** ..... **D25/48.3**

(58) **Field of Classification Search** ..... 52/455,  
52/458, 784.13; 49/DIG. 2; D25/48.3  
See application file for complete search history.

(56) **References Cited**

**U.S. PATENT DOCUMENTS**

891,984 A *	6/1908	Duffy	.....	52/784.13
1,183,842 A *	5/1916	Alling	.....	52/784.13
D529,189 S *	9/2006	Walsh et al.	.....	D25/48.3

\* cited by examiner

*Primary Examiner* — Doris Clark

(74) *Attorney, Agent, or Firm* — Berenato & White, LLC

(57) **CLAIM**

The ornamental design for a door facing, as shown and described.

**DESCRIPTION**

FIG. 1 is a front elevational view of my design;  
 FIG. 2 is a rear elevational view;  
 FIG. 3 is a top elevational view;  
 FIG. 4 is a bottom elevational view;  
 FIG. 5 is a cross sectional view taken along the line 5-5 of FIG. 1 and viewed in the direction of the arrows;  
 FIG. 6 is an enlarged fragmentary cross sectional view taken from FIG. 5;  
 FIG. 7 is a left side elevational view;  
 FIG. 8 is a right side elevational view; and,  
 FIG. 9 is a cross sectional view taken along the line 9-9 of FIG. 1 and viewed in the direction of the arrows.  
 The broken lines are for illustrative purposes only and form no part of the claimed design.

**1 Claim, 4 Drawing Sheets**

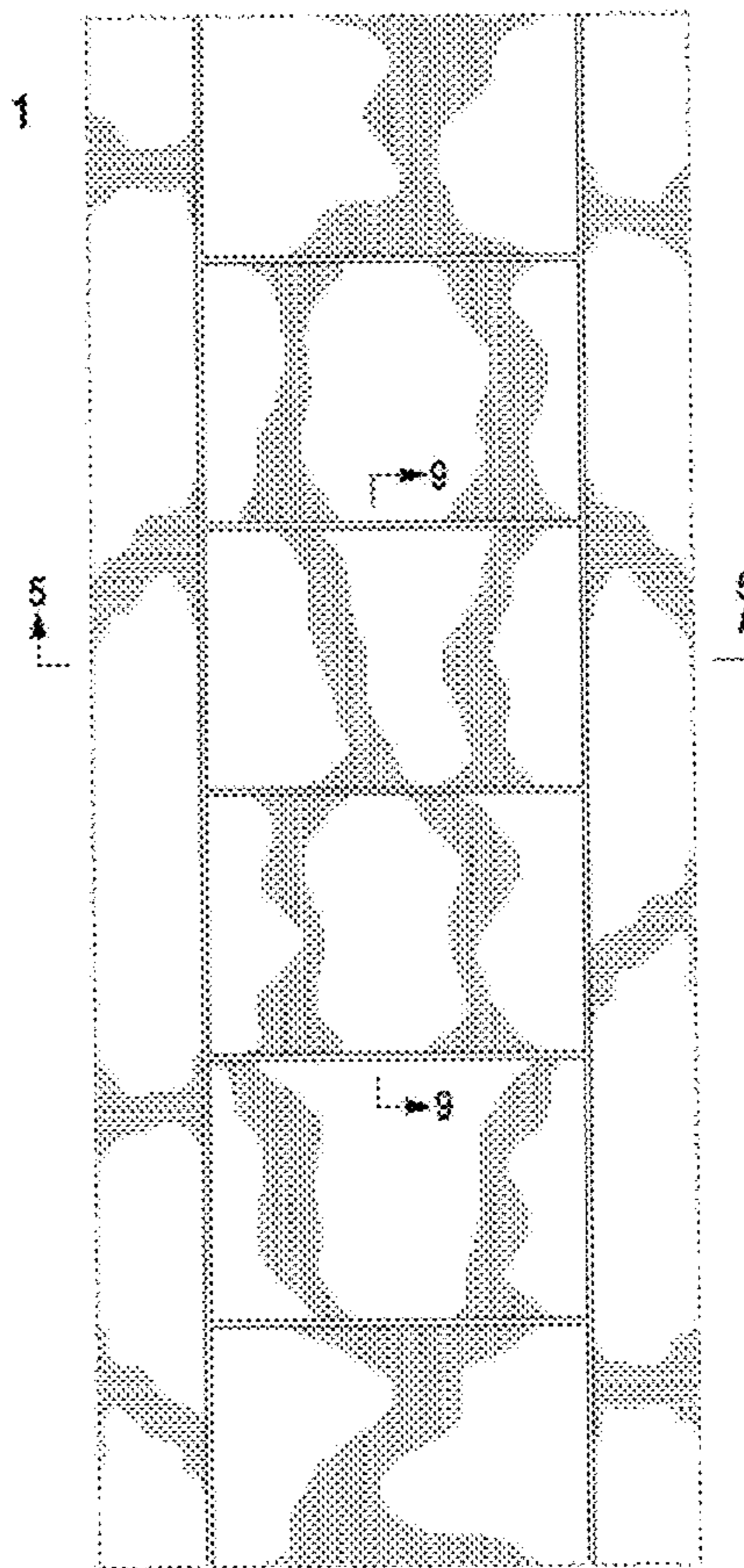




Fig. 1

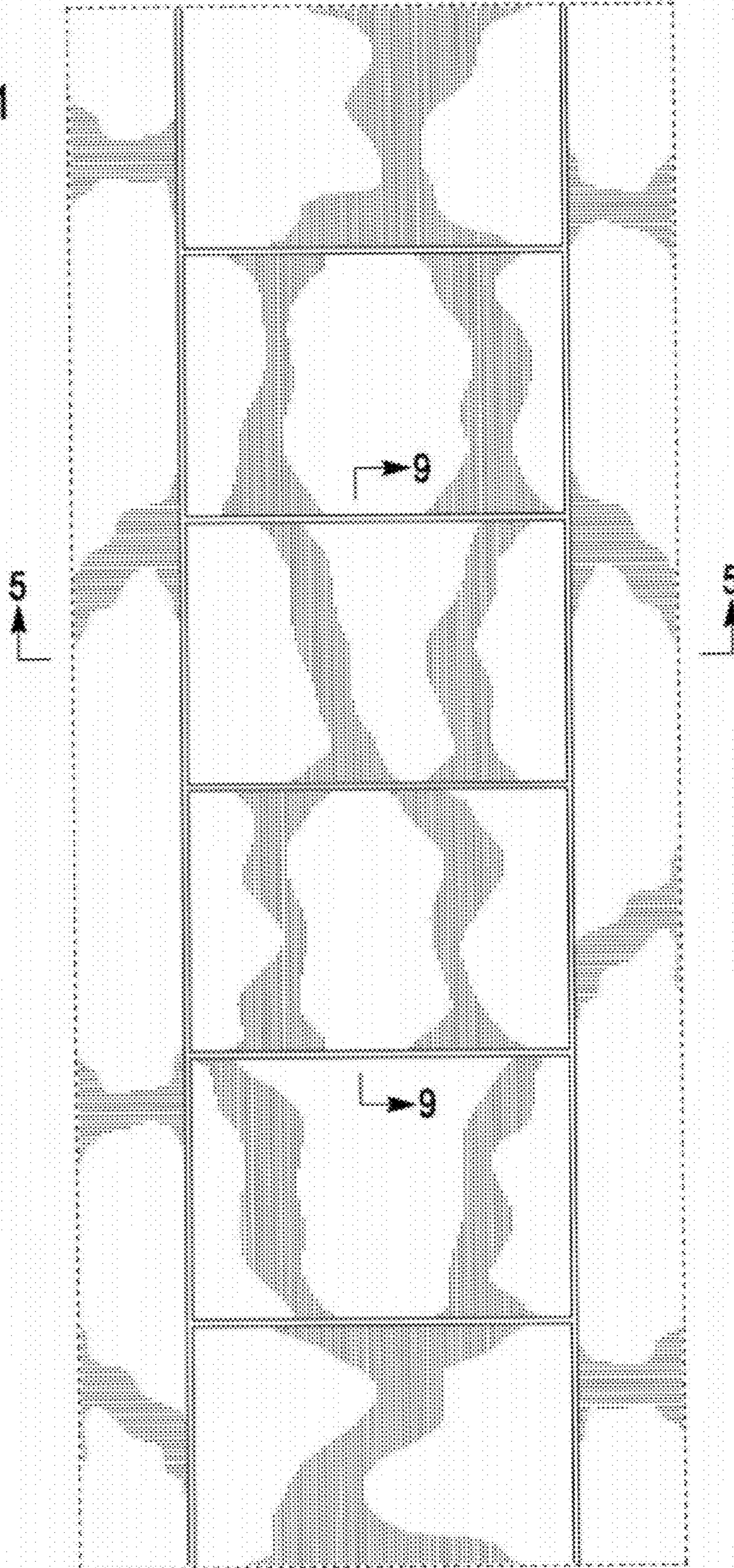




Fig. 2

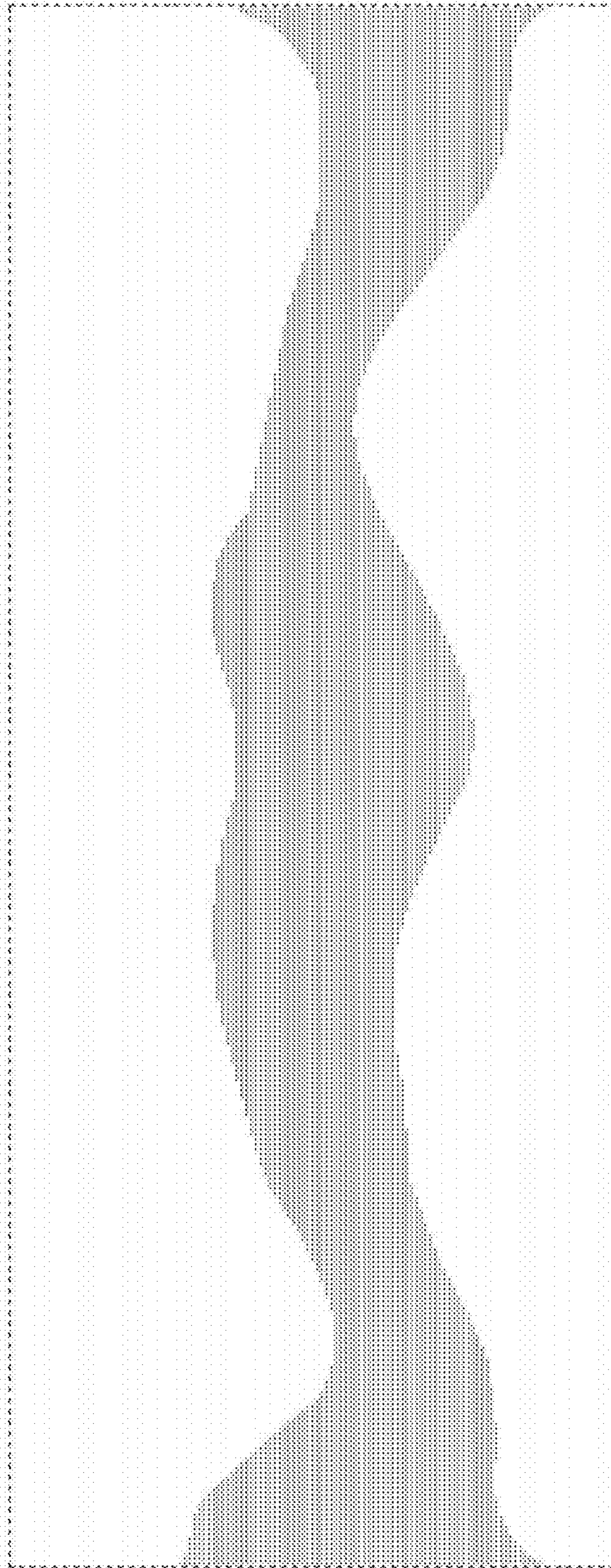


Fig. 3

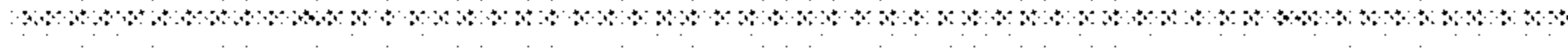


Fig. 4



Fig. 5

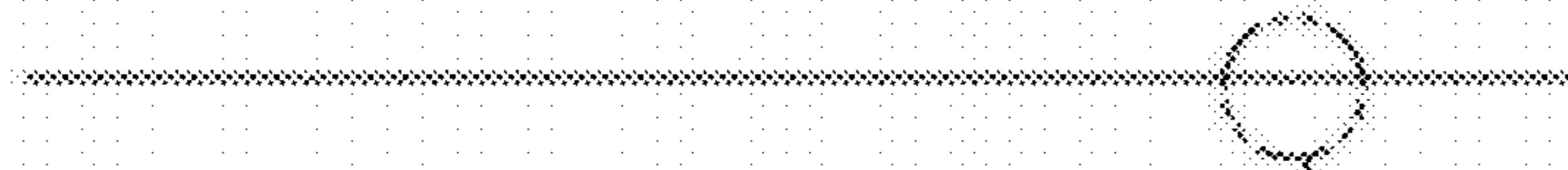


Fig. 6

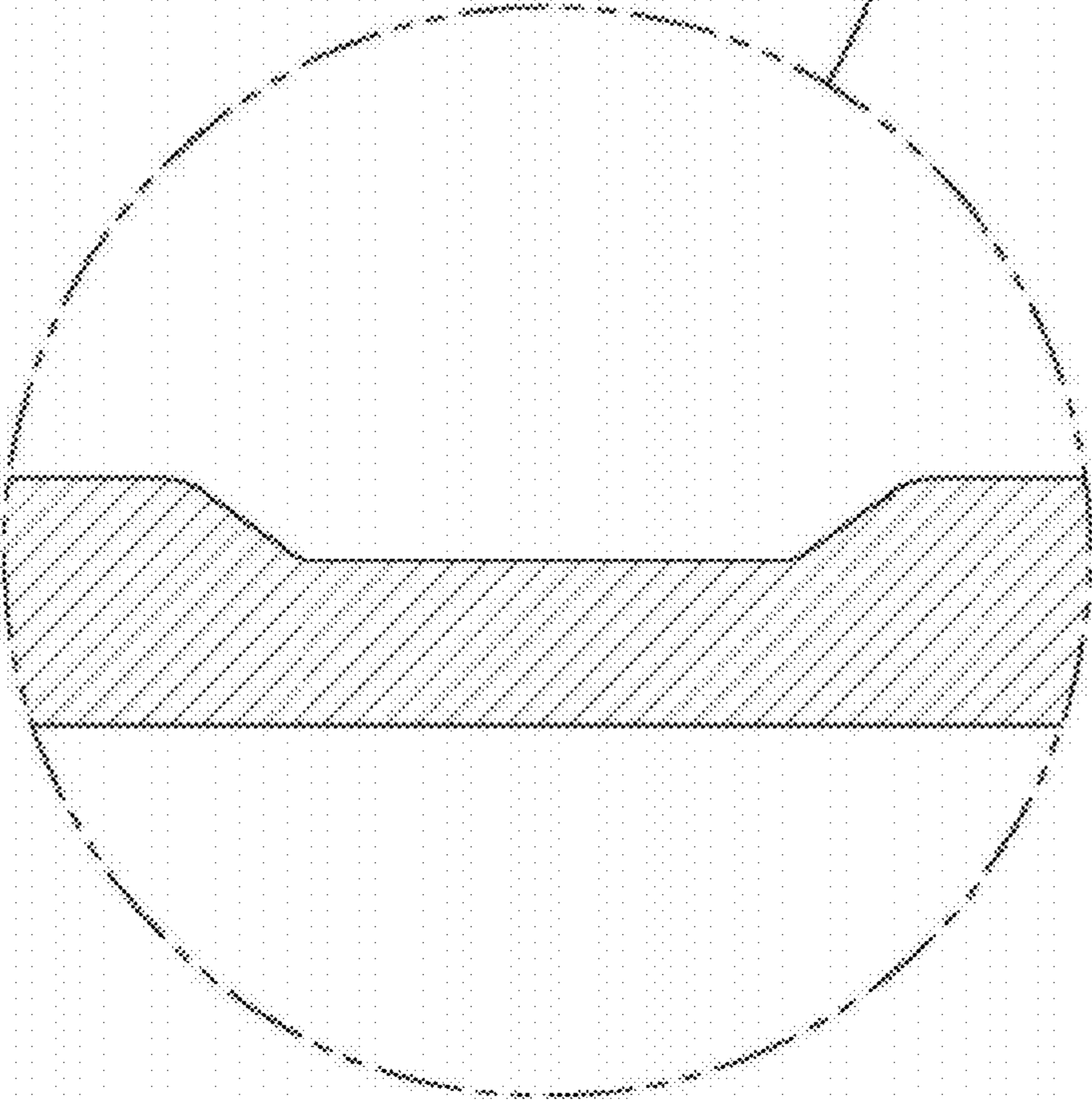






Fig. 7



Fig. 8



Fig. 9