



US00D676977S

(12) **United States Design Patent**
Ruggie et al.

(10) **Patent No.:** **US D676,977 S**

(45) **Date of Patent:** **** Feb. 26, 2013**

(54) **DOOR FACING**

(75) Inventors: **Mark Ruggie**, Franklin Park, IL (US);
Chase Carter, Joliet, IL (US)

(73) Assignee: **Masonite Corporation**, Tampa, FL (US)

(**) Term: **14 Years**

(21) Appl. No.: **29/428,308**

(22) Filed: **Jul. 30, 2012**

Related U.S. Application Data

(60) Continuation of application No. 29/378,426, filed on Nov. 4, 2010, now Pat. No. Des. 664,672, which is a division of application No. 29/330,955, filed on Jan. 16, 2009, now Pat. No. Des. 627,485.

(51) **LOC (9) Cl.** **25-02**

(52) **U.S. Cl.** **D25/48.3**

(58) **Field of Classification Search** 52/455,
52/458, 784.13; 49/DIG. 2; D25/48.3

See application file for complete search history.

(56) **References Cited**

U.S. PATENT DOCUMENTS

3,305,992 A * 2/1967 Steed 52/314
D248,326 S * 6/1978 Stichtenoth D25/48.3
5,782,055 A * 7/1998 Crittenden 52/784.1

* cited by examiner

Primary Examiner — Doris Clark

(74) *Attorney, Agent, or Firm* — Berenato & White, LLC

(57) **CLAIM**

The ornamental design for a door facing, as shown and described.

DESCRIPTION

FIG. 1 is a front perspective view of our design;
FIG. 2 is a front elevational view of FIG. 1;
FIG. 3 is a front perspective view of a second embodiment of our design;
FIG. 4 is a front elevational view of FIG. 3;
FIG. 5 is a cross-sectional view taken along the line 5-5 of FIG. 4, with the cross-section through FIG. 2 being the same; and,
FIG. 6 is an enlarged portion of FIG. 5.
The broken lines are for illustrative purposes only and form no part of the claimed design.

1 Claim, 5 Drawing Sheets

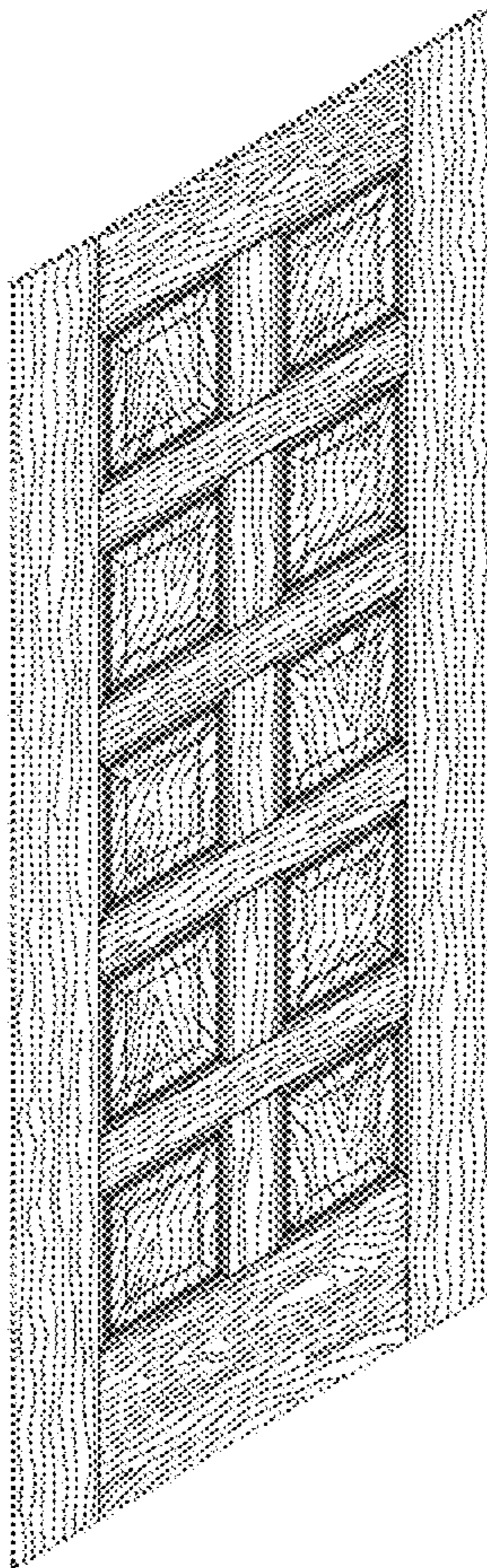


Fig. 1




Fig. 2


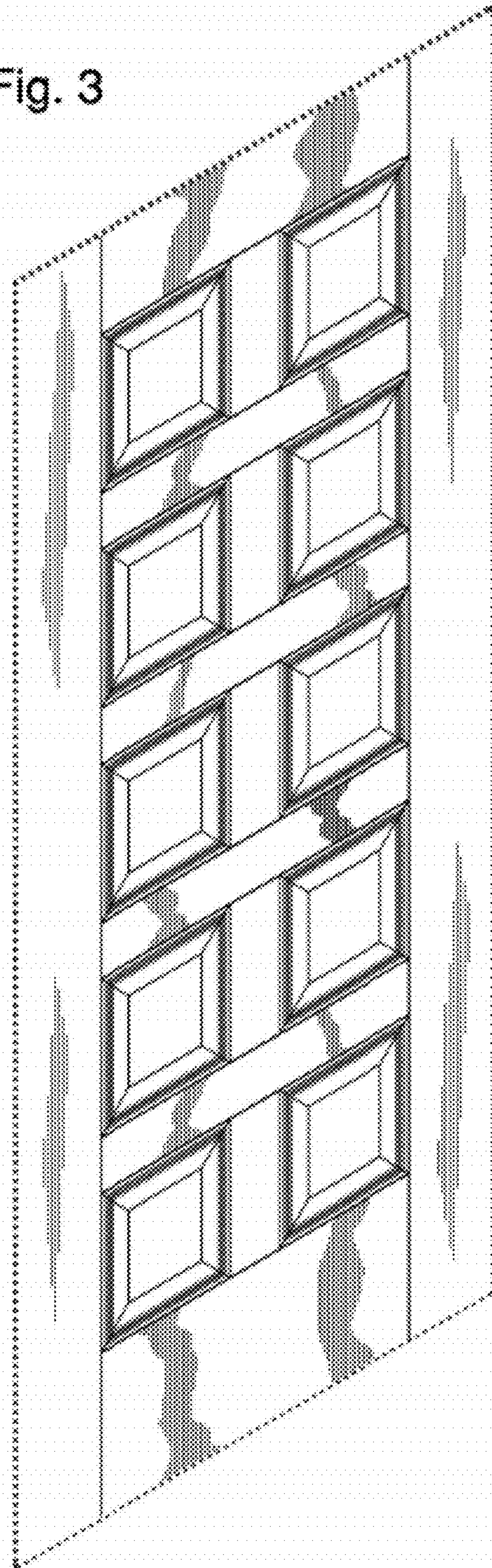


Fig. 3



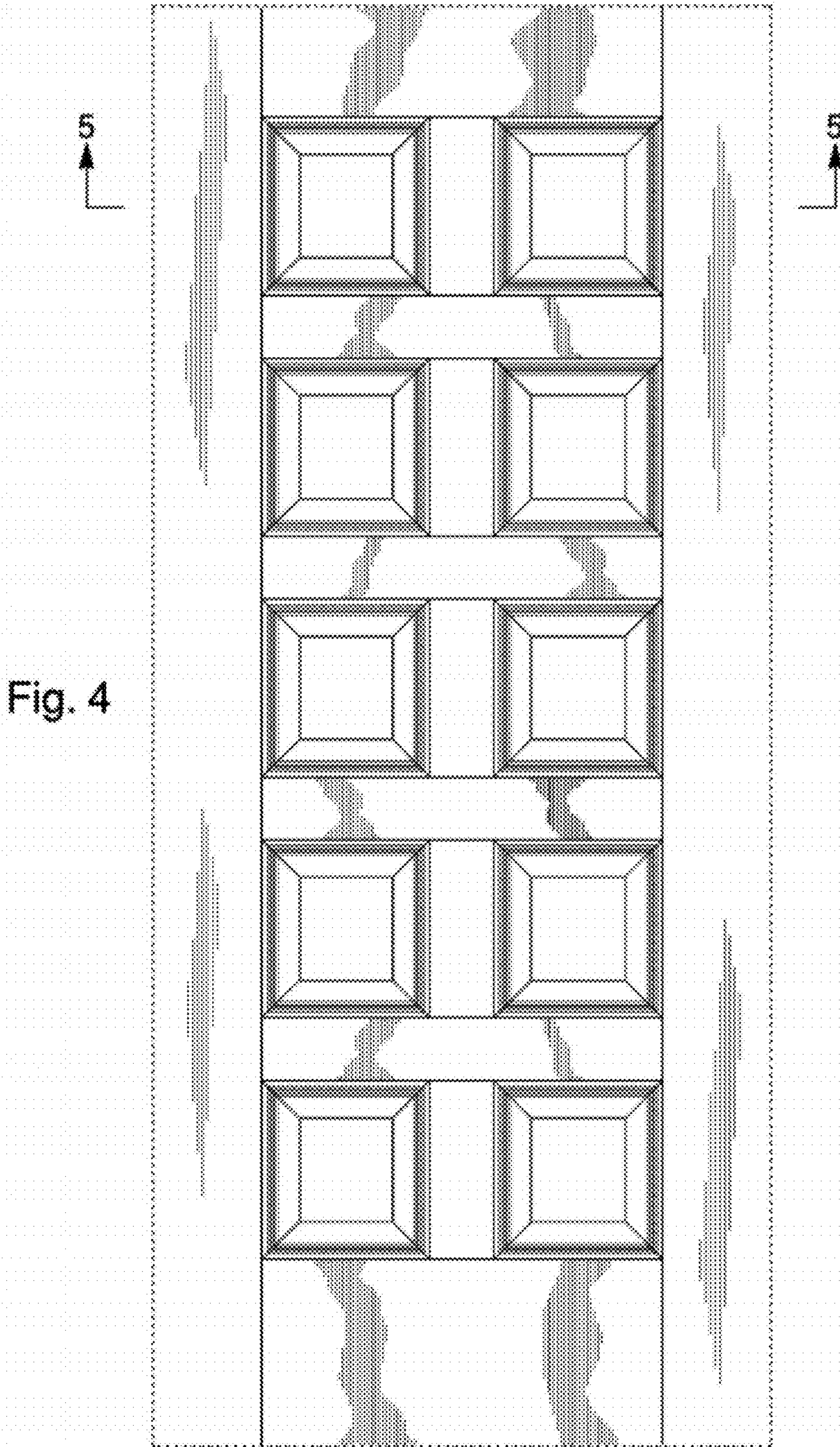


Fig. 4

Fig. 5




Fig. 6

